

# Postgraduate Certificate

## Skin Wound Management for Nursing





## Postgraduate Certificate Skin Wound Management for Nursing

- » Modality: online
- » Duration: 6 weeks
- » Certificate: TECH Global University
- » Accreditation: 6 ECTS
- » Schedule: at your own pace
- » Exams: online

Website: [www.techtute.com/us/nursing/postgraduate-certificate/skin-wound-management-nursing](http://www.techtute.com/us/nursing/postgraduate-certificate/skin-wound-management-nursing)

# Index

01

Introduction

---

*p. 4*

02

Objectives

---

*p. 8*

03

Course Management

---

*p. 12*

04

Structure and Content

---

*p. 18*

05

Methodology

---

*p. 22*

06

Certificate

---

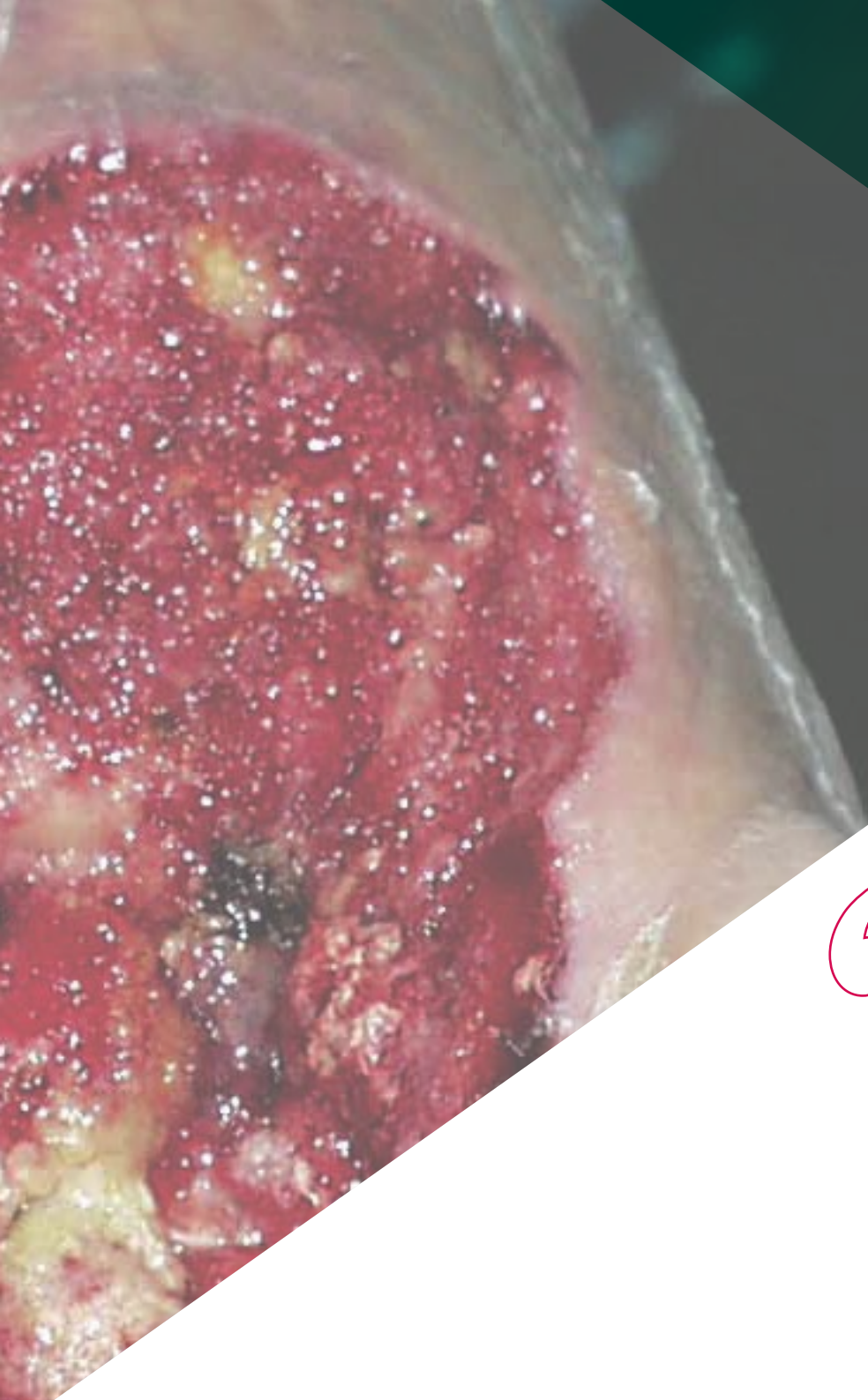
*p. 30*

# 01

# Introduction

A World Health Organization report shows that skin wounds affect millions of people worldwide every year. In this situation, nursing professionals play a crucial role in the management of these conditions, not only to promote effective healing, but also to prevent infections. Therefore, it is essential for experts to have a detailed insight into the most cutting-edge wound management strategies. Only in this way can they improve the clinical outcomes for users, helping to optimize their overall well-being. In this context, TECH presents a revolutionary online program focused on the most sophisticated techniques for skin wound management.





“

*With this Postgraduate Certificate, based on Relearning, you will master the most innovative techniques for the care of Skin Wounds, among which Negative Pressure Therapy stands out”*

Nurses play an important role in the comprehensive management of Skin Wounds, as their responsibilities range from initial assessment to ongoing monitoring of the healing process. In this sense, both specialized care and the application of advanced techniques are crucial to optimize patients' quality of life. However, in this field, professionals need to update their knowledge frequently to keep abreast of recent advances in wound management.

To facilitate this task, TECH is launching a pioneering and comprehensive Postgraduate Certificate in Skin Wound Management for Nursing. With a practical approach, the academic itinerary will delve into the identification and assessment of wounds. In this way, professionals will be able to develop individual treatment plans that address the specific needs of patients. At the same time, the study plan will analyze in detail the most effective treatments for wound care, including Negative Pressure Therapy, Hyperbaric Oxygen, or Laser Therapy. During the course of the program, graduates will develop competencies to design strategies for wound prevention, especially in high-risk users.

On the other hand, the university program has an 100% online format, easily accessible from any device with an Internet connection and without predetermined schedules. Along the same lines, TECH is based on the avant-garde teaching method of Relearning, so that nurses can study the contents in depth without resorting to techniques that involve extra effort, such as memorization. The program will also feature the participation of a renowned International Guest Director, who will give rigorous master classes to discuss the latest advances in the area of Skin Wound Management for Nursing.

This **Postgraduate Certificate in Skin Wound Management for Nursing** contains the most complete and up-to-date scientific program on the market. The most important features include:

- ♦ The development of practical cases presented by experts in Skin Wound Management for Nursing
- ♦ The graphic, schematic and eminently practical contents with which it is conceived gather scientific and practical information on those disciplines that are indispensable for professional practice
- ♦ Practical exercises where self-assessment can be used to improve learning.
- ♦ Its special emphasis on innovative methodologies
- ♦ Theoretical lessons, questions to the expert, debate forums on controversial topics, and individual reflection assignments
- ♦ Content that is accessible from any fixed or portable device with an Internet connection



*A renowned International Guest Director will offer rigorous Masterclasses to delve into the latest advances in Skin Wound Management”*

“

*You will delve into Wound Bed Protection, which will allow you to prevent complications ranging from Abscesses to Osteomyelitis”*

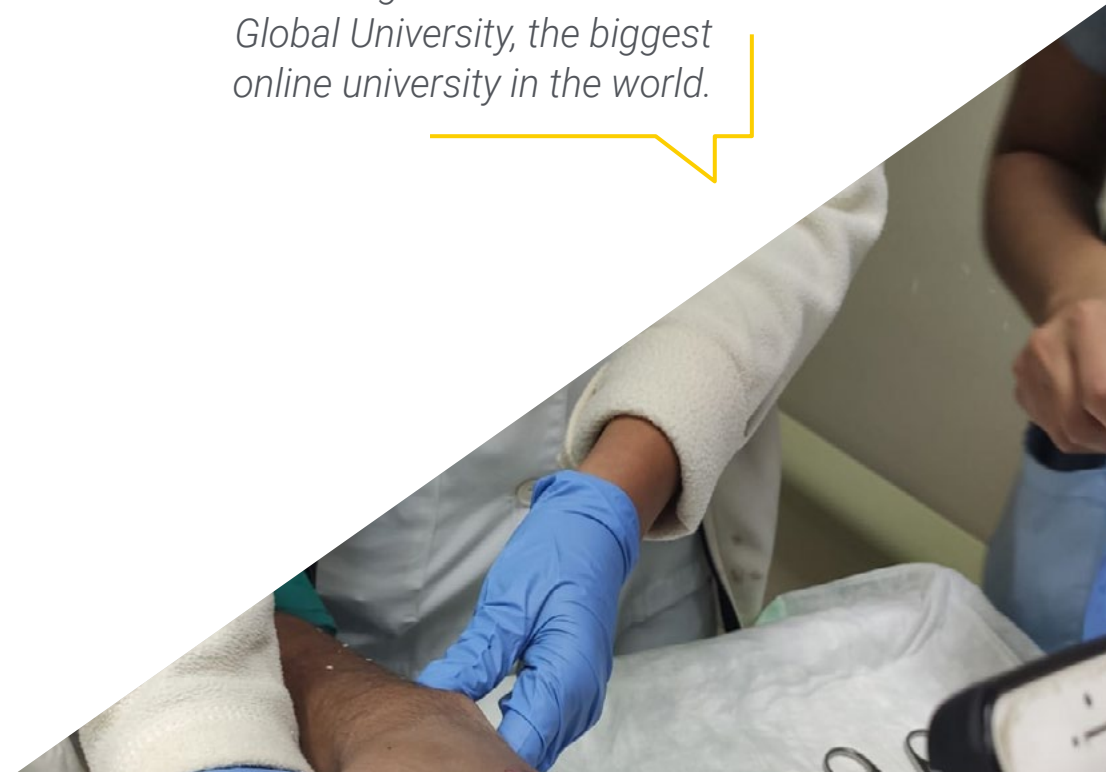
The program's teaching staff includes professionals from the sector who contribute their work experience to this program, as well as renowned specialists from leading societies and prestigious universities.

The multimedia content, developed with the latest educational technology, will provide professionals with situated and contextual learning, i.e., a simulated environment that will provide immersive specialization, designed for specializing oneself in real situations.

This program is designed around Problem-Based Learning, whereby the professional must try to solve the different professional practice situations that arise during the course. For this purpose, students will be assisted by an innovative interactive video system created by renowned and experienced experts.

*Do you want to master Laser Therapy to accelerate the wound healing process? This program will help you achieve it in only 180 hours.*

*Study from the comfort of your home and update your knowledge online with TECH Global University, the biggest online university in the world.*



# 02 Objectives

Through this Postgraduate Certificate, nurses will have a comprehensive understanding of the anatomy of the skin and the factors that affect healing processes. In this regard, professionals will master sophisticated wound cleansing techniques, including Enzymatic Debridement and Negative Pressure Therapy. In addition, graduates will acquire practical skills for wound assessment, including the identification of early signs of complications. In addition, they will be highly qualified to develop advanced wound prevention strategies for vulnerable patients, such as those with reduced mobility or chronic disease.





“

*You will adjust treatment plans according to wound response to Moist Environments and the TIME concept”*



## General Objectives

---

- ♦ Develop key techniques and considerations in skin assessment in Nursing
- ♦ Determine the management of common dermatologic conditions
- ♦ Examine recent advances in dermatologic care and their application in Nursing practice
- ♦ Examine Dependency-Related Skin Lesions, and understand their etiology
- ♦ Analyze the risk factors and underlying causes of pressure ulcers
- ♦ Establish the relationship between prolonged pressure and ulcer development
- ♦ Assess the prevalence and impact of Dependency-Related Skin Lesions in health care
- ♦ Substantiate the complexity of comprehensive management of venous ulcers from a preventive approach
- ♦ Develop specialized competencies in the treatment and care of venous ulcers to design personalized care plans and coordinate interdisciplinary care for patients with venous ulcers
- ♦ Update knowledge on the latest advances and technologies in venous ulcer treatments to be able to integrate them into clinical practice and improve patient outcomes
- ♦ Analyze the pathophysiology of arterial ulcers, exploring the underlying causes and mechanisms that will trigger arterial ulcer formation to improve diagnosis and management
- ♦ Master assessment and diagnostic techniques, specializing nurses in the accurate identification of arterial ulcers, differentiation between arterial ulcers and other skin lesions, to facilitate an effective care plan
- ♦ Develop skills in the comprehensive management of arterial ulcers, providing practical tools and strategies for the treatment of arterial ulcers, including wound healing techniques, infection prevention and promotion of healing
- ♦ Substantiate relevant principles of surgical wound care
- ♦ Generate specialized knowledge to master wound assessment techniques to identify complications
- ♦ Manage best practices in wound dressing and cleansing
- ♦ Analyze the best strategies to prevent infection and promote optimal healing
- ♦ Develop the importance of patient education in wound care
- ♦ Prevent the development of diabetic foot ulcers through a combination of proper skin care, patient education on regular foot inspection, proper footwear and early identification and management of risk factors
- ♦ Prevent serious complications such as infections, osteomyelitis and amputations by controlling blood glucose, treating neuropathy and peripheral vascular disease, and providing early care for any injuries
- ♦ Educate the patient on diabetic foot management, the importance of self-care: regular foot examination, proper skin care, wearing appropriate footwear, and seeking timely medical attention for injuries
- ♦ Adopt Advanced Treatment Strategies, specialized methods and techniques for the treatment of skin lesions in pediatrics
- ♦ Promote multidisciplinary collaboration with other health care professionals and Prevention and Education, instilling the importance of skin lesion prevention and education for parents and caregivers
- ♦ Develop specialized clinical skills in the management of skin lesions in Pediatrics and equip nurses with skills to treat and manage skin lesions in children
- ♦ Examine the Physiology of Pediatric Skin, determine the differences between pediatric and adult skin and the treatment of lesions



## Specific Objectives

---

- ♦ Adopt Advanced Treatment Strategies, methods and specialized techniques for the treatment of skin lesions in Pediatrics
- ♦ Promote Effective Communication, develop skills to communicate with children and their caregivers in a compassionate and effective manner
- ♦ Adopt Advanced Treatment Strategies, methods and specialized techniques for the treatment of skin lesions in Pediatrics
- ♦ Promote Effective Communication, develop skills to communicate with children and their caregivers in a compassionate and effective manner
- ♦ Promote multidisciplinary collaboration with other health care professionals and Prevention and Education, instilling the importance of skin lesion prevention and education for parents and caregivers
- ♦ Develop specialized knowledge of skin infections: causes, symptoms and treatments
- ♦ Propose skin care strategies for geriatric and chronically ill patients based on best practices and current scientific evidence
- ♦ Examine advances in dermatologic care, including the application of augmented reality and artificial intelligence in dermatologic diagnosis
- ♦ Generate patient education plans for skin care, using effective communication techniques and appropriate educational materials



*You will be able to download all the contents of this syllabus, such as specialized readings, even after you have completed the program"*

# 03

# Course Management

For the design and delivery of this Postgraduate Certificate, TECH counts on a first class teaching staff integrated by references in the field of Skin Wound Management for Nursing. These professionals have a long career, in which they have contributed to optimize the general wellbeing of numerous patients. In this way, they have created a myriad of didactic materials defined by their excellent quality and by meeting the requirements of today's labor market. Therefore, nurses will have access to an immersive experience that will substantially optimize their clinical practice and improve their career prospects.



“

*You will be supported by a faculty of distinguished experts in Skin Wound Management for Nursing”*

## Management



### Mr. Pérez Barreno, David

- ♦ Complex Chronic Wounds Nurse in the Malaga-Guadalhorce Valley Health District
- ♦ Manager and Coordinator of Nursing staff in health care centers
- ♦ KOL in several innovation and research projects related to Wound Care Nursing
- ♦ Member of the Group of Research in Care of Malaga (Invescuida) IBIMA
- ♦ Administrator of OJS Platforms in Nursing scientific journals
- ♦ Master's Degree in Deterioration of Cutaneous Integrity, Ulcers and Wounds by the Catholic University of Valencia
- ♦ University Expert in Care and Cure of Chronic Wounds by the University of Cantabria
- ♦ University Expert in Nursing Human Resources Management, UNED (UNED)
- ♦ Postgraduate Certificate in Nursing from the University of Cadiz
- ♦ Diploma in Physiotherapy from the University of La Laguna, Tenerife
- ♦ Member of: Spanish Association of Vascular and Wound Nursing, Spanish Wound Society, European Wound Management Association (EWMA)



### **Mr. Toribio Martínez, Sergio José**

- ♦ Academic Specialist in Nursing at the University of Granada
- ♦ Nurse of the Operating Room Service at the University Hospital of Ceuta
- ♦ Member of the Commission for Research, Teaching and Continuing Education at the University Hospital of Ceuta
- ♦ Expert in Evaluation of Continuing Health Education Activities at the National Institute of Health Management, Ministry of Health and Consumer Affairs
- ♦ Master's Degree in Nursing Sciences Research, University of Almeria
- ♦ Master's Degree in Occupational Risk Prevention, specializing in Ergonomics, Occupational Safety, Industrial Hygiene and Applied Psychosociology
- ♦ University Expert in Emergency Nursing from the Complutense University of Madrid
- ♦ Diploma in Nursing from the University of Granada
- ♦ Higher Diploma in Management and Administration of Health and Social Services Companies, National School of Health, Carlos III Health Institute
- ♦ Diploma in Health by the National School of Health, Carlos III Institute of Health

## Professors

### Ms. Bueno Ramírez, Soledad

- ◆ Positions: Nurse of Internal Medicine and Outpatients at the University Hospital of Ceuta
- ◆ Nurse at the Fresenius Medical Care Dialysis Center
- ◆ Nurse in the Surgical Medicine Service at the Military Hospital, Ceuta
- ◆ Nurse in the Psychiatry and Internal Medicine Service at the Reina Sofia University Hospital
- ◆ Nurse at the Ceuta Dialysis Center, Ceuta
- ◆ Nurse at FEAPS (Center for the Physically, Mentally and Sensory Handicapped)
- ◆ Nurse for Nest, Emergency and Plant Services at Hospiten Sur, Tenerife
- ◆ Master's Degree in Nursing in Emergencies and Catastrophes
- ◆ Master's Degree in Nursing in Internal Medicine
- ◆ University Expert in Nursing Processes and Interventions in the field of General Care
- ◆ University Expert in Disaster Management for Nursing
- ◆ University Expert in Advanced Life Support
- ◆ University Expert in Severe Trauma Care for Nursing
- ◆ University Expert in Emergency Medical Care for Nursing
- ◆ University Expert in Pregnancy, Childbirth and Puerperium for Nursing
- ◆ University Expert in Pediatric Care for Nursing
- ◆ Diploma in Business Nursing from the University of Ceuta
- ◆ Diploma in Nursing from the University of Granada
- ◆ Higher Technician in Clinical Diagnostics Laboratory

### Ms. Fernández de Barrena San Miguel, Ainhoa

- ◆ Positions: Nurse in the Emergency Department at the University Hospital of Ceuta
- ◆ Nurse in Vivanta Clinics, Aesthetic Medicine
- ◆ Nurse in Plena Inclusion Ceuta
- ◆ Nurse at the Temporary Stay Center for Immigrants (CETI)
- ◆ Professional Master's Degree in Accident, Emergency and Disaster Nursing
- ◆ Professional Master's Degree in Internal Medicine Nursing
- ◆ University Expert in Disaster Management for Nursing
- ◆ University Expert in Emergency Medical Care for Nursing
- ◆ University Expert in Severe Trauma Care for Nursing
- ◆ University Expert in Advanced Life Support for Nursing
- ◆ University Expert in Applied Infectious Diseases in Nursing
- ◆ Diploma in Nursing from the University of Granada

### Ms. Pareja Miralles, Patricia

- ◆ Positions: Nurse of the Internal Medicine Service at the University Hospital of Ceuta
- ◆ Dialysis Service Nurse at RTS (BAXTER)
- ◆ Nurse of the Dialysis Service at Fresenius Medical Care
- ◆ Nurse at the Venus Center, Ceuta
- ◆ Master's Degree in Internal Medicine Nursing
- ◆ Master's Degree in Emergency and Catastrophe Nursing
- ◆ University Expert in Advanced Life Support for Nursing
- ◆ University Expert in Disaster Management for Nursing



- ♦ University Expert in Processes of Nursing Interventions in the Field of General Care
- ♦ University Expert in Pediatric Care for Nursing
- ♦ University Expert in Pregnancy, Childbirth and Puerperium for Nursing
- ♦ University Expert in Severe Trauma Care for Nursing
- ♦ University Expert in Emergency Medical Care for Nursing
- ♦ Diploma in Nursing from the University School of Granada

**Ms. Gaona Ortiz, Noelia**

- ♦ Nurse in Vivanta Clinics, Aesthetic Medicine
- ♦ Nurse in Plena Inclusion Ceuta
- ♦ Nurse at the Temporary Stay Center for Immigrants (CETI)
- ♦ Professional Master's Degree in Accident, Emergency and Disaster Nursing
- ♦ Professional Master's Degree in Internal Medicine Nursing
- ♦ University Expert in Disaster Management for Nursing
- ♦ University Expert in Emergency Medical Care for Nursing
- ♦ University Expert in Severe Trauma Care for Nursing
- ♦ University Expert in Advanced Life Support for Nursing
- ♦ University Expert in Applied Infectious Diseases in Nursing
- ♦ Diploma in Nursing from the University of Granada

**Ms. Romero Sousa, Gema María**

- ♦ Positions: Nurse at the University Hospital of Ceuta
- ♦ Nurse in Primary Care
- ♦ Nurse in Spanish Red Cross
- ♦ Nurse at Cruz Blanca
- ♦ Nurse at Gerón Residence
- ♦ Nurse in Nazareth Residence
- ♦ Professional Master's Degree in Accident, Emergency and Disaster Nursing
- ♦ Professional Master's Degree in Nursing in Internal Medicine
- ♦ University Expert in Severe Trauma Care for Nursing
- ♦ University Expert in Emergency Medical Care for Nursing
- ♦ University Expert in Disaster Management for Nursing
- ♦ University Expert in Applied Infectious Diseases in Nursing
- ♦ University Expert in Advanced Life Support for Nursing
- ♦ Graduate in Nursing from the University of Malaga.

# 04

## Structure and Content

Through this program, nurses will acquire a comprehensive knowledge of skin anatomy, the physiology of wound healing and the different types of wounds. The syllabus will discuss wound bed preparation, which will enable professionals to perform effective cleansing to optimize healing conditions. In addition, the syllabus will delve into the most advanced wound care therapies, which include Negative Pressure Therapy and Hyperbaric Oxygen. In this way, experts will promote healing by creating a controlled wound environment.



A detailed microscopic image of skin tissue, showing various layers and structures in shades of red, orange, and yellow. The image is positioned on the left side of the slide, partially overlapping a teal background.

“

*You will handle the most advanced therapies for the treatment of Skin Wounds, including Negative Pressure Therapy”*

## Module 1. Skin Wound Management for Nursing

- 1.1. Wound Assessment
  - 1.1.1. Wound Identification and Assessment
  - 1.1.2. Recognition of Early Signs of Wounds
  - 1.1.3. Wound Assessment Tools
  - 1.1.4. Documentation and Monitoring of Wound Progression
- 1.2. Wound Bed Preparation
  - 1.2.1. Wound Cleaning: Techniques
  - 1.2.2. Enzymatic Debridement
  - 1.2.3. Exudate Management
  - 1.2.4. Stimulation of Granulation: Negative Pressure Therapy, Growth Factors and Hyperbaric Oxygen
  - 1.2.5. Wound Bed Protection
- 1.3. Wounds According to Typology
  - 1.3.1. Acute Wounds: Cuts, Burns and Fractures
  - 1.3.2. Chronic Wounds: Pressure, Venous and Diabetic Ulcers
  - 1.3.3. Surgical Wounds: Incisions, Excisions, Sutures
  - 1.3.4. Traumatic Wounds: Abrasions, Contusions, Lacerations
- 1.4. Treatment and Care of Wounds
  - 1.4.1. Advanced Therapies: Negative Pressure Therapy, Hyperbaric Oxygen, Laser Therapy
  - 1.4.2. Pain Management
  - 1.4.3. Wound Follow-Up and Evaluation
- 1.5. Wound Care in Humid Environment (CAH) and TIME Concept
  - 1.5.1. Principles of CAH Contraindications
  - 1.5.2. TIME: Non-Viable Tissue, Infection or Inflammation, Wound Bed Moisture, Wound Edges
  - 1.5.3. CAH and TIME Implementation: Initial Wound Assessment, Treatment Plan, Follow-Up and Adjustment of the Plan
  - 1.5.4. Scientific Evidence on CAH and TIME: Clinical Practice Guideline



- 1.6. Wound Physiology Wound Healing Process and Complications
  - 1.6.1. Healing Process: Inflammatory, Proliferative and Remodeling Phase
  - 1.6.2. Factors Affecting Healing: Nutrition, Age and Chronic Diseases
  - 1.6.3. Types of Healing: Healing by First Intention, by Second Intention and by Third Intention
  - 1.6.4. Complications in Healing: Infection, Dehiscence, Keloid
  - 1.6.5. Wound Treatment: Cleaning, Use of Antibiotics, Dressings
- 1.7. Management of Infection and Wound Complications
  - 1.7.1. Signs of Wound Infection: Redness, Warmth, Pain
  - 1.7.2. Treatment of Infection: Antibiotics, Debridement and Wound Care
  - 1.7.3. Wound Complications: Necrosis, Gangrene, Sepsis
  - 1.7.4. Infection Prevention: Wound Cleansing
  - 1.7.5. Management of Wound Complications
- 1.8. Management of Wound Care Materials
  - 1.8.1. Selection and Correct Use of Materials
  - 1.8.2. Storage of Materials: Storage Conditions and Inventory Management
  - 1.8.3. Material Handling Safety: Safe Disposal of Used Materials, Accident Prevention
- 1.9. Comprehensive and Integrated Care Among Different Professionals
  - 1.9.1. Teamwork: Roles and Responsibilities Conflict Resolution
  - 1.9.2. Coordination of Care: Shared Care Plan, Coordination with Other Services, Continuity of Care
  - 1.9.3. Referral to Specialists: Referral and Follow-Up Process
  - 1.9.4. Assessment of Quality of Care: Quality Indicators, Clinical Audits and Continuous Quality Improvement
- 1.10. Clinical Language in Relation to Wounds
  - 1.10.1. Anatomical, Wound Assessment and Wound Management Terms
  - 1.10.2. Effective Communication: Communication with the Patient and Other Health Care Professionals
  - 1.10.3. Clinical Documentation: Informed Consent
  - 1.10.4. Ethics in Wound Care: Respect for Patient Autonomy, Beneficence and Non-Maleficence, Justice



*Take the opportunity and get up to date on the latest advances in Skin Wound Management for Nursing”*

# 05 Methodology

This academic program offers students a different way of learning. Our methodology uses a cyclical learning approach: **Relearning**.

This teaching system is used, for example, in the most prestigious medical schools in the world, and major publications such as the **New England Journal of Medicine** have considered it to be one of the most effective.



“

*Discover Relearning, a system that abandons conventional linear learning, to take you through cyclical teaching systems: a way of learning that has proven to be extremely effective, especially in subjects that require memorization"*

## At TECH Nursing School we use the Case Method

In a given situation, what should a professional do? Throughout the program, students will face multiple simulated clinical cases, based on real patients, in which they will have to do research, establish hypotheses, and ultimately resolve the situation. There is an abundance of scientific evidence on the effectiveness of the method. Nurses learn better, faster, and more sustainably over time.

*With TECH, nurses can experience a learning methodology that is shaking the foundations of traditional universities around the world.*



According to Dr. Gérvas, the clinical case is the annotated presentation of a patient, or group of patients, which becomes a "case", an example or model that illustrates some peculiar clinical component, either because of its teaching power or because of its uniqueness or rarity. It is essential that the case is based on current professional life, in an attempt to recreate the real conditions in professional nursing practice.



“

*Did you know that this method was developed in 1912, at Harvard, for law students? The case method consisted of presenting students with real-life, complex situations for them to make decisions and justify their decisions on how to solve them. In 1924, Harvard adopted it as a standard teaching method”*

The effectiveness of the method is justified by four fundamental achievements:

1. Nurses who follow this method not only grasp concepts, but also develop their mental capacity, by evaluating real situations and applying their knowledge.
2. The learning process has a clear focus on practical skills that allow the nursing professional to better integrate knowledge acquisition into the hospital setting or primary care.
3. Ideas and concepts are understood more efficiently, given that the example situations are based on real-life.
4. Students like to feel that the effort they put into their studies is worthwhile. This then translates into a greater interest in learning and more time dedicated to working on the course.



## Relearning Methodology

At TECH we enhance the case method with the best 100% online teaching methodology available: Relearning.

This university is the first in the world to combine case studies with a 100% online learning system based on repetition combining a minimum of 8 different elements in each lesson, which is a real revolution compared to the simple study and analysis of cases.



*The nurse will learn through real cases and by solving complex situations in simulated learning environments. These simulations are developed using state-of-the-art software to facilitate immersive learning.*

At the forefront of world teaching, the Relearning method has managed to improve the overall satisfaction levels of professionals who complete their studies, with respect to the quality indicators of the best online university (Columbia University).

With this methodology we have trained more than 175,000 nurses with unprecedented success in all specialities regardless of practical workload. Our pedagogical methodology is developed in a highly competitive environment, with a university student body with a strong socioeconomic profile and an average age of 43.5 years old.


*Relearning will allow you to learn with less effort and better performance, involving you more in your specialization, developing a critical mindset, defending arguments, and contrasting opinions: a direct equation to success.*

In our program, learning is not a linear process, but rather a spiral (learn, unlearn, forget, and re-learn). Therefore, we combine each of these elements concentrically.

The overall score obtained by TECH's learning system is 8.01, according to the highest international standards.



This program offers the best educational material, prepared with professionals in mind:



### Study Material

All teaching material is produced by the specialists who teach the course, specifically for the course, so that the teaching content is really specific and precise.

These contents are then adapted in audiovisual format, to create the TECH online working method. All this, with the latest techniques that offer high-quality pieces in each and every one of the materials that are made available to the student.



### Nursing Techniques and Procedures on Video

We introduce you to the latest techniques, to the latest educational advances, to the forefront of current medical techniques. All of this in direct contact with students and explained in detail so as to aid their assimilation and understanding. And best of all, you can watch them as many times as you want.



### Interactive Summaries

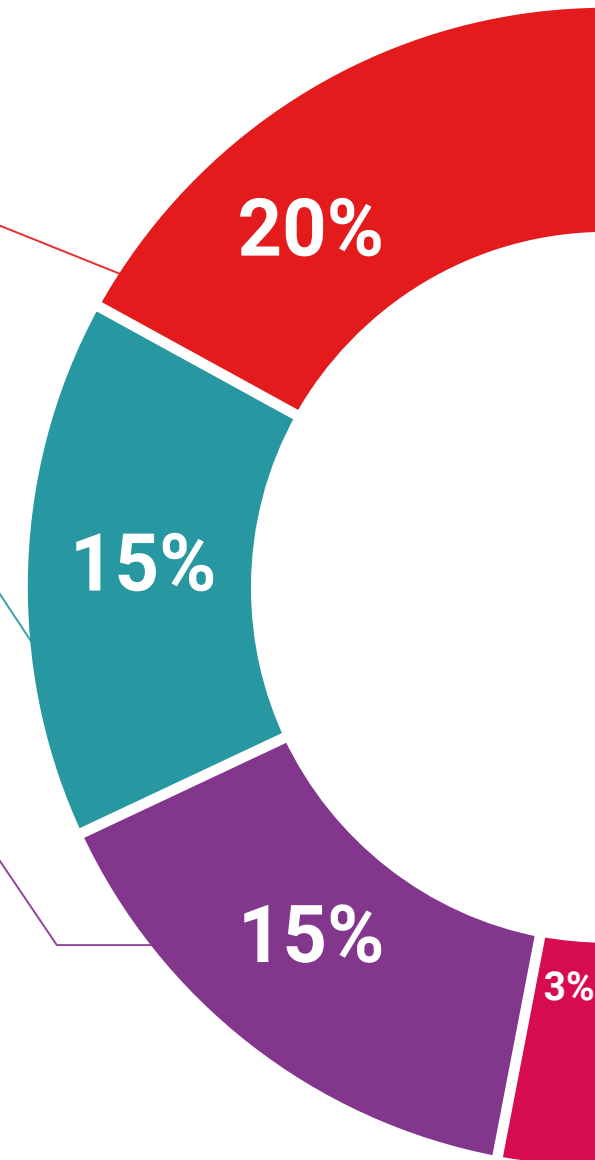
The TECH team presents the contents attractively and dynamically in multimedia lessons that include audio, videos, images, diagrams, and concept maps in order to reinforce knowledge.

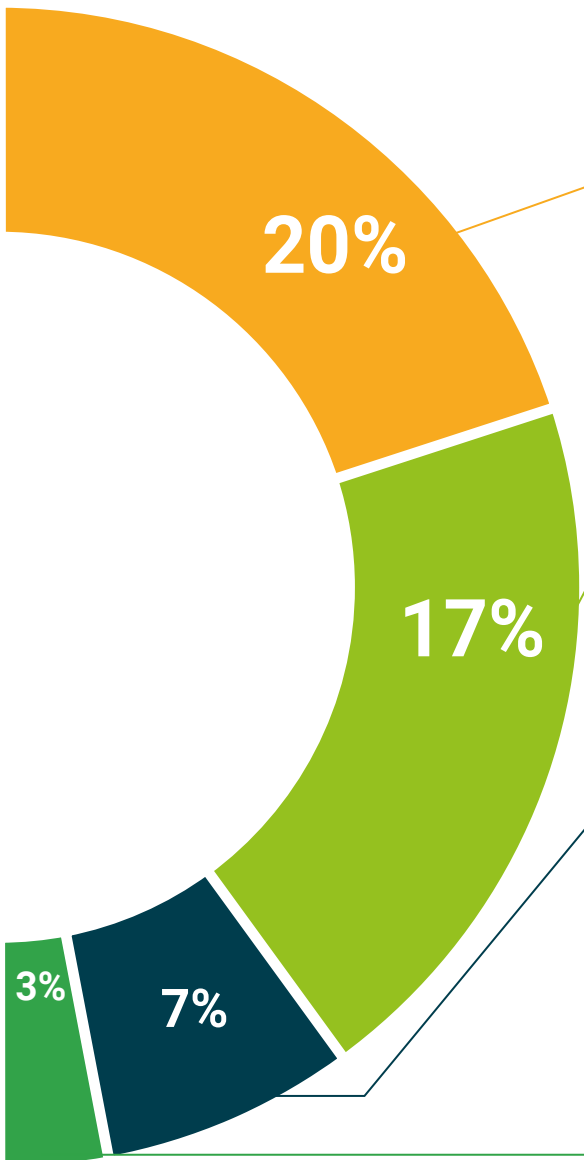
This exclusive educational system for presenting multimedia content was awarded by Microsoft as a "European Success Story".



### Additional Reading

Recent articles, consensus documents and international guidelines, among others. In TECH's virtual library, students will have access to everything they need to complete their course.





#### Expert-Led Case Studies and Case Analysis

Effective learning ought to be contextual. Therefore, TECH presents real cases in which the expert will guide students, focusing on and solving the different situations: a clear and direct way to achieve the highest degree of understanding.



#### Testing & Retesting

The student's knowledge is periodically assessed and re-assessed throughout the program, through evaluative and self-evaluative activities and exercises: in this way, students can check how they are doing in terms of achieving their goals.



#### Classes

There is scientific evidence suggesting that observing third-party experts can be useful.  
Learning from an Expert strengthens knowledge and memory, and generates confidence in future difficult decisions.



#### Quick Action Guides

TECH offers the most relevant contents of the course in the form of worksheets or quick action guides. A synthetic, practical and effective way to help students progress in their learning.



# 06 Certificate

The Postgraduate Certificate in Skin Wound Management for Nursing guarantees students, in addition to the most rigorous and up-to-date education, access to a Postgraduate Certificate issued by TECH Global University.



“

*Successfully complete this program and receive your university qualification without having to travel or fill out laborious paperwork”*

This private qualification will allow you to obtain a **Postgraduate Certificate in Skin Wound Management for Nursing** endorsed by **TECH Global University**, the world's largest online university.

**TECH Global University** is an official European University publicly recognized by the Government of Andorra ([official bulletin](#)). Andorra is part of the European Higher Education Area (EHEA) since 2003. The EHEA is an initiative promoted by the European Union that aims to organize the international training framework and harmonize the higher education systems of the member countries of this space. The project promotes common values, the implementation of collaborative tools and strengthening its quality assurance mechanisms to enhance collaboration and mobility among students, researchers and academics.

This **TECH Global University** private qualification is a European program of continuing education and professional updating that guarantees the acquisition of competencies in its area of knowledge, providing a high curricular value to the student who completes the program.

Title: **Postgraduate Certificate in Skin Wound Management for Nursing**

Modality: **Online**

Duration: **6 weeks**

Accreditation: **6 ECTS**



\*Apostille Convention. In the event that the student wishes to have their paper diploma issued with an apostille, TECH Global University will make the necessary arrangements to obtain it, at an additional cost..



future  
health confidence people  
education information tutors  
guarantee accreditation teaching  
institutions technology learning  
community commitment  
personalized service  
knowledge present quality  
online  
development  
classroom



## Postgraduate Certificate Skin Wound Management for Nursing

- » Modality: online
- » Duration: 6 weeks
- » Certificate: TECH Global University
- » Accreditation: 6 ECTS
- » Schedule: at your own pace
- » Exams: online

# Postgraduate Certificate

## Skin Wound Management for Nursing

