

Postgraduate Certificate

Postpartum Emergencies for Midwives





Postgraduate Certificate Postpartum Emergencies for Midwives

- » Modality: online
- » Duration: 6 weeks
- » Certificate: TECH Technological University
- » Dedication: 16h/week
- » Schedule: at your own pace
- » Exams: online

Website: www.techtitute.com/us/nursing/postgraduate-certificate/postpartum-emergencies-midwives

Index

01

Introduction

p. 4

02

Objectives

p. 8

03

Course Management

p. 12

04

Structure and Content

p. 16

05

Methodology

p. 20

06

Certificate

p. 28

01

Introduction

The process of pregnancy and childbirth considerably modify both the physiology and the psycho-emotional sphere of the woman. The postpartum period is the stage where the previous or similar state is reestablished, and the midwives play an important role throughout this process. The various alterations that may arise, such as obstruction of ducts in the breast or postpartum infection, require an updated and complete approach by the midwives. This Postgraduate Certificate Program has been created with the aim of compiling the main scientific advances and postulates that the midwives must take into account during the postpartum phase, updating their work methodology with the most effective clinical practice. The format of the program is completely online, making it easier to combine it with the most demanding professional responsibilities.





“

Incorporate into your daily practice the most advanced diagnostic methodology and clinical treatments in post-epidural puncture headache, thromboembolic diseases in the postpartum period and vulvar hematomas"

Initiatives to support breastfeeding have increased women's motivation to breastfeed, and they often go to the emergency room in the event of complications such as milk pearls or mastitis. Health education, together with a good updated approach, are the determining factors in the midwives to address these situations with the best possible professional practice.

Therefore, this Postgraduate Certificate covers the main Postpartum Emergencies, providing the most effective and recent scientific postulates and clinical practice. This has been done by a highly qualified teaching team, made up of professionals in the area with extensive experience in the treatment of all types of obstetric complications.

Thanks to this, the midwives gain access to high quality didactic material, which combines theory and practice with great efficiency. Being the work of the midwives a highly demanding and changing, TECH has arranged all the contents of this program in a completely online format, free of face-to-face classes and preset schedules. All the content is available for download from day one, being accessible from any device with an Internet connection.

This **Postgraduate Certificate in Postpartum Emergencies for Midwives** contains the most complete and up-to-date scientific program on the market. The most important features include:

- ♦ The examination of practical cases presented by experts in Emergencies Obstetric and Neonatal
- ♦ Graphic, schematic, and practical contents with which they are created, provide scientific and practical information on the disciplines that are essential for professional practice
- ♦ Practical exercises where self-assessment can be used to improve learning
- ♦ Its special emphasis on innovative methodologies
- ♦ Theoretical lessons, questions to the expert, debate forums on controversial topics, and individual reflection assignments
- ♦ Content that is accessible from any fixed or portable device with an Internet connection



Update your knowledge about breast pathologies, psychosocial maladjustment in the postpartum period and postpartum infections such as pelviperitonitis or sepsis"

“

Join the world's largest online academic institution, with high-quality multimedia resources created by a teaching team of experts in Obstetric Emergencies”

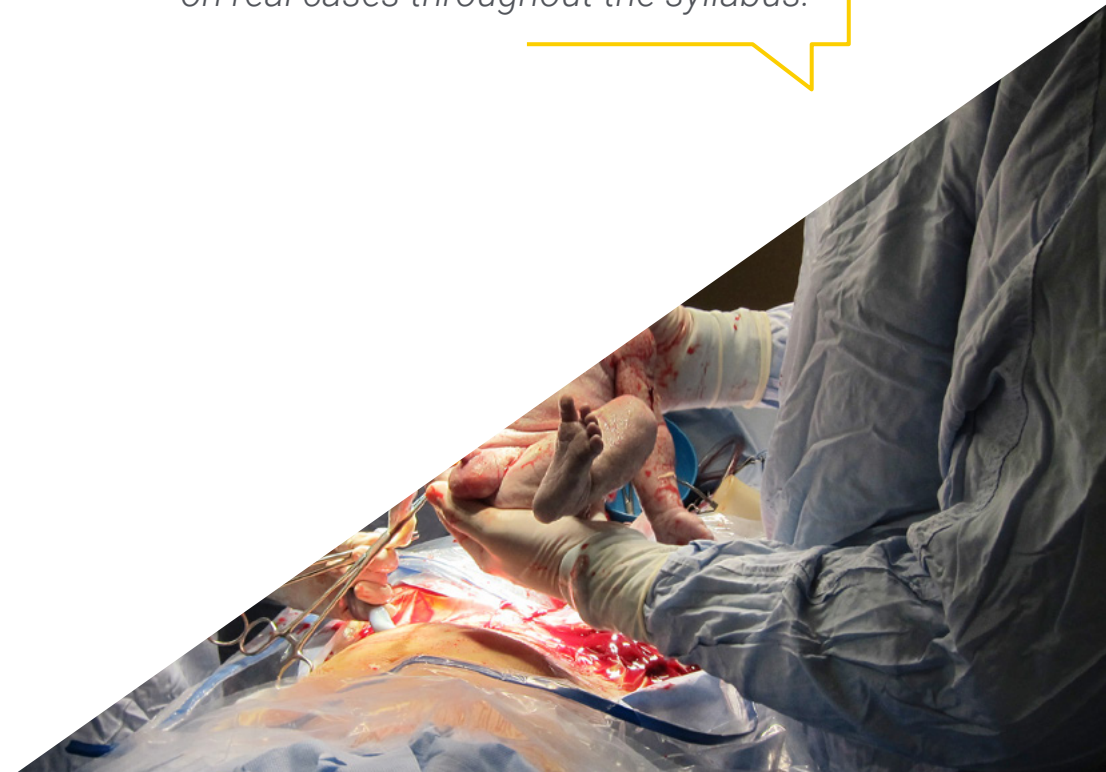
The program’s teaching staff includes professionals from the sector who contribute their work experience to this educational program, as well as renowned specialists from leading societies and prestigious universities.

Its multimedia content, developed with the latest educational technology, will provide the professionals with situated and contextual learning, i.e., a simulated environment that will provide an immersive education programmed to learn in real situations.

The design of this program focuses on Problem-Based Learning, by means of which the professionals must try to solve the different professional practice situations that are presented throughout the academic course. For this purpose, the students will be assisted by an innovative interactive video system created by renowned experts.

Get up to speed on the most common soft birth canal complications, including perineal dehiscence and hematomas.

Gain access to a qualification created to update you with the most up-to-date clinical practice, finding numerous examples based on real cases throughout the syllabus.



02

Objectives

The main objective of this program is to offer the midwives a broad and exhaustive compilation of the main complications and emergencies that can occur in the postpartum period. For this task, the teaching team has placed special emphasis on uniting the most recent scientific postulates with their own clinical practice, developing an eminently practical and contextualized material with which to achieve the objectives of updating quickly and effectively.



“

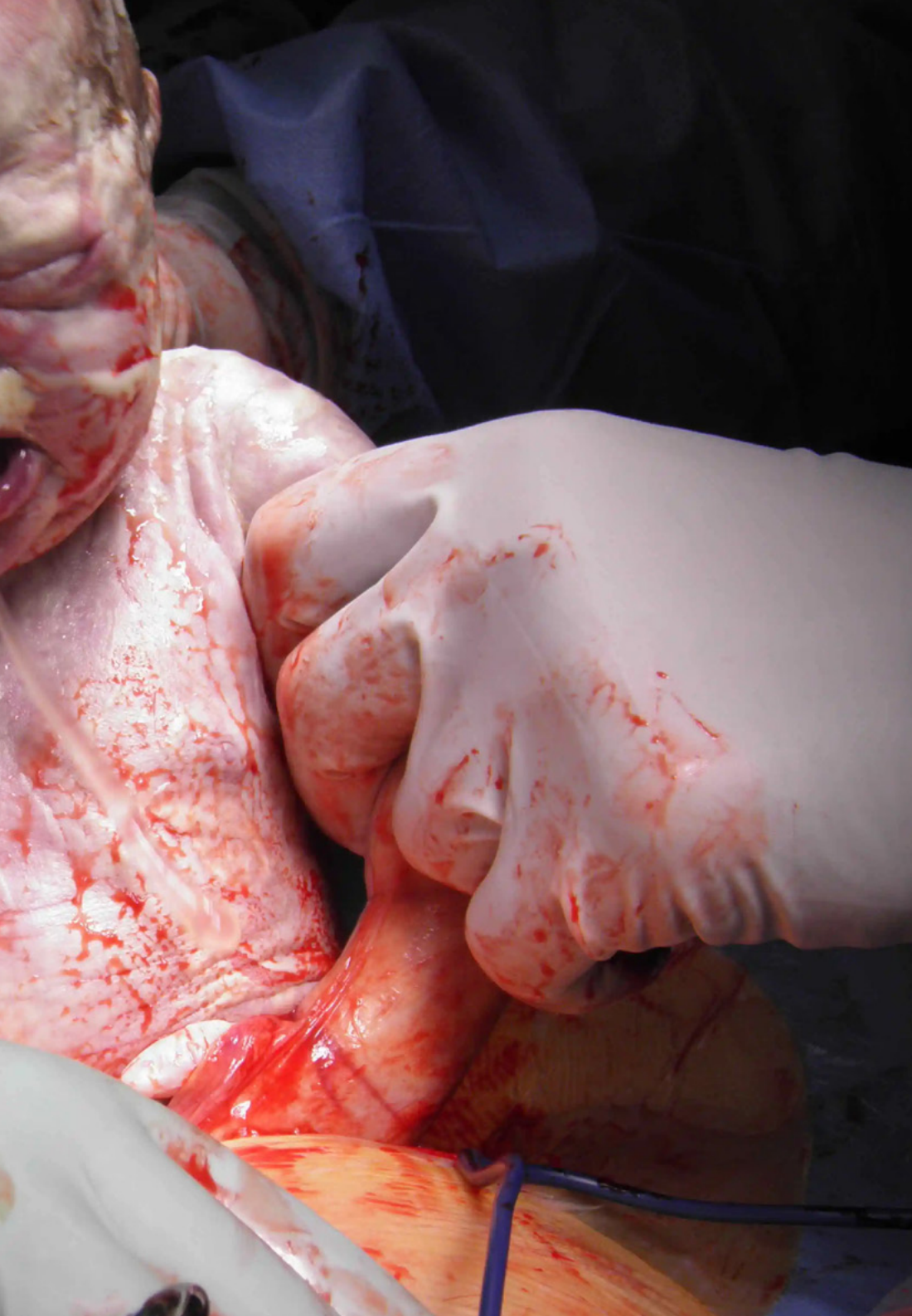
You will have at your disposal the most advanced educational technology, with numerous resources for you to reliably update your approach to Postpartum Emergencies"



General Objectives

- ♦ Detect the different obstetric emergencies during pregnancy, delivery and postpartum as early as possible in order to apply the latest treatments and achieve a satisfactory obstetric outcome, thereby reducing maternal-fetal morbidity and mortality
- ♦ Be able to provide specialist care for each urgent obstetric pathology
- ♦ Acquire skills for emergency neonatal care when the obstetric pathology involves mother and fetus





Specific Objectives

- ◆ Recognize and initiate timely management of urgent situations that may occur during the postpartum period
- ◆ Identify and know how to perform the obstetric maneuvers indicated to solve each urgent situation during the postpartum period
- ◆ Demonstrate midwifery skills to deal with these situations



You will see how your treatment and diagnostic methods are updated as you progress through the program, resulting in a more enriching academic experience"

03

Course Management

All the contents of this program have been written by a teaching staff with extensive experience in the field of Obstetric Emergencies. This experience is used for contents that combine the most current theory with the rigorous clinical practice of the most demanding and prestigious clinical environments. This allows the midwives to contextualize all the knowledge in a much simpler way, applying it directly to their own daily practice.



“

You will have a completely personalized tutoring, being able to ask all your questions directly to the teaching staff"

International Guest Director

Dr. Olivier Picone is a leading international expert in the field of Obstetrics and Prenatal Diagnostics. Indeed, his expertise has focused on a wide range of techniques, including screening and diagnostic ultrasound, amniocentesis and trophoblast biopsies. In this regard, he has contributed significantly to the advancement of maternal and fetal medical care.

In addition to his clinical work, he has played important roles in leading health organizations in France. For instance, as President of the French Federation of Prenatal Diagnostic Centers of the CPDPN, he has led initiatives to improve the quality and accessibility of prenatal diagnostic services beyond the country's borders.

Likewise, his commitment to research and prevention of viral infections during pregnancy has led him to publish numerous articles and to participate in working groups of international renown, such as the High Authority of Health and the High Council of Public Health. His research interests include Obstetrics, Gynecology, Gynecological Surgery, Obstetric Surgery, Gynecological Ultrasound, Pathological Pregnancy and Obstetric Ultrasound. In this way, his dedication to critical issues, such as CMV and Zika, has been fundamental in developing management protocols and clinical recommendations.

Also, it is worth mentioning his position as President of the Research Group on Infections during Pregnancy (GRIG), being co-author of academic reference books, such as Maternal Pathologies and Pregnancy, contributing significantly to scientific knowledge in his field. Likewise, his leadership in the creation of the University Diploma in Infectious Diseases of Pregnant Women has demonstrated his commitment to medical education and the strengthening of perinatal care worldwide.



Dr. Picone, Olivier

- President of the French Federation of Prenatal Diagnostic Centers of the CPDPN, Paris, France
- President of the Research Group on Infections during Pregnancy (GRIG)
- Gynecologist, Obstetrician and Head of Prenatal Diagnosis in public and private practices
- Specialist in Obstetrical Gynecology at the University of Paris Cité
- Qualified to Conduct Research (HDR) by the University of Paris Cité
- Doctor in Medicine by the University of Paris Cité
- Member of: French National College of Obstetrical Gynecologists (CNGOF), Women's Health Fund, Foch Hospital Foundation, French Fetal Medicine Club at the French College of Fetal Ultrasound (CNGOF)



Thanks to TECH, you will be able to learn with the best professionals in the world"

Management



Ms. Fernández López-Mingo, Raquel Desirée

- Midwife at Gregorio Marañón General University Hospital and San Rafael Hospital
- Midwife at the Cerro Almodovar Health Center in Madrid
- Graduate in Nursing at the Complutense University of Madrid
- EIR of Obstetrics and Gynecology, Gregorio Marañón General University Hospital
- Master's Degree in from Integration in Care and Clinical Problem Solving in Nursing, University of Alcalá de Henares



Ms. Muñoz Serrano, María del Carmen

- Midwife at the University del Sureste Hospital, in Arganda del Rey, and the HLA Moncloa Hospital in Madrid
- Midwife in the Infanta Sofía Hospital in in San Sebastián de los Reyes
- Degree in Nursing from the University of Granada
- EIR Anesthesiology Gynecology, Gregorio Marañón General University Hospital
- Master's Degree in from Integration in Care and Clinical Problem Solving in Nursing, University of Alcalá de Henares
- University Expert in Gynecologic, Obstetric and Neonatal Emergencies at the Catholic University of Avila



Professors

Ms. Botella Domenech, Pilar

- ◆ Midwife of the Infanta Sofía University Hospital
- ◆ Midwife at Gregorio Marañón Hospital
- ◆ Midwife at the La Paz University Hospital
- ◆ Nurse specialist in Obstetrics and Gynecology at the Gregorio Marañón General University Hospital
- ◆ University Diploma in Nursing at the University of Alicante
- ◆ Degree in Human Nutrition and Dietetics from the Autonomous University of Madrid
- ◆ Postgraduate Diploma in Obstetric and Gynecological Emergencies, Catholic University of Avila

04

Structure and Content

The content and structure of this Postgraduate Certificate has been meticulously polished by TECH to adapt to the highest demands of the area of Obstetric Emergencies. The midwives will find concise topics that deal with Postpartum Emergencies in a precise manner. The didactic material can be downloaded in its entirety and can be used later as a very useful reference guide in the daily practice of Obstetrics.



“

The virtual classroom will be available 24 hours a day, being able to choose and change the pace of study at your convenience"

Module 1. Postpartum Emergencies

- 1.1. Postpartum Infection
 - 1.1.1. Genital Tract and Pelvic Infections
 - 1.1.1.1. Risk Factors
 - 1.1.1.2. Signs and Symptoms by Extent
 - 1.1.1.2.1. Endometritis
 - 1.1.1.2.2. Salpingitis
 - 1.1.1.2.3. Pelvipерitonitis
 - 1.1.1.2.4. Pelvic Celulitis or Parametritis
 - 1.1.1.2.5. Pelvic Thrombophlebitis
 - 1.1.1.2.6. Generalized Peritonitis
 - 1.1.1.2.7. Perineum, Vagina and Cervix Infection
 - 1.1.1.2.8. Cesarean Wound Infection
 - 1.1.1.2.9. Septicemia
 - 1.1.1.3. Treatment and Care
 - 1.1.2. Urinary Infection
 - 1.1.3. Respiratory infection. Mendelson's Syndrome
- 1.2. Birth Canal Complications
 - 1.2.1. Dehiscence
 - 1.2.1.1. Risk Factors
 - 1.2.1.2. Treatment
 - 1.2.2. Vulvar/Perineal Haematoma
 - 1.2.2.1. Risk Factors
 - 1.2.2.2. Treatment
- 1.3. Urinary Disturbances in the Postpartum Period
 - 1.3.1. Voiding Dysfunction and Urinary Retention
 - 1.3.2. Urinary Incontinence
- 1.4. Thromboembolic Disease in the Puerperium
 - 1.4.1. Etiology and Risk Factors
 - 1.4.2. Most Common Postpartum Thrombosis
 - 1.4.3. Diagnosis
 - 1.4.4. Treatment and Prevention





- 1.5. Cardiac and Endocrine Disorders
 - 1.5.1. Puerperal Hypertension
 - 1.5.2. Peripartum Cardiomyopathy
 - 1.5.3. Postpartum Thyroiditis
 - 1.5.4. Sheehan Syndrome
- 1.6. Psychosocial Maladjustment in the Postpartum Period
 - 1.6.1. Mother-Baby Bonding Issues
 - 1.6.2. Postpartum Depression: Maternity Blues
 - 1.6.3. Puerperal Psychosis
- 1.7. Breast Pathology
 - 1.7.1. Breast Lesions. Cracks
 - 1.7.2. Candidiasis
 - 1.7.3. Raynaud's Phenomenon
- 1.8. Breast Engorgement and Milk Pearls
 - 1.8.1. Mammary Ingurgitation
 - 1.8.2. Milk Pearls
- 1.9. Breast Duct Obstruction
 - 1.9.1. Mastitis
 - 1.9.2. Breast Abscess
- 1.10. Post Epidural Puncture Headache
 - 1.10.1. Risk Factors
 - 1.10.2. Diagnosis
 - 1.10.3. Clinical Symptoms
 - 1.10.4. Treatment

“ You will have at your disposal high-quality multimedia resources, including in-depth videos, interactive summaries, practical guides and various self-awareness exercises”

05 Methodology

This academic program offers students a different way of learning. Our methodology uses a cyclical learning approach: **Relearning**.

This teaching system is used, for example, in the most prestigious medical schools in the world, and major publications such as the **New England Journal of Medicine** have considered it to be one of the most effective.





“

Discover Relearning, a system that abandons conventional linear learning, to take you through cyclical teaching systems: a way of learning that has proven to be extremely effective, especially in subjects that require memorization"

At TECH Nursing School we use the Case Method

In a given situation, what should a professional do? Throughout the program, students will face multiple simulated clinical cases, based on real patients, in which they will have to do research, establish hypotheses, and ultimately resolve the situation. There is an abundance of scientific evidence on the effectiveness of the method. Nurses learn better, faster, and more sustainably over time.

With TECH, nurses can experience a learning methodology that is shaking the foundations of traditional universities around the world.



According to Dr. Gérvas, the clinical case is the annotated presentation of a patient, or group of patients, which becomes a "case", an example or model that illustrates some peculiar clinical component, either because of its teaching power or because of its uniqueness or rarity. It is essential that the case is based on current professional life, in an attempt to recreate the real conditions in professional nursing practice.

“

Did you know that this method was developed in 1912, at Harvard, for law students? The case method consisted of presenting students with real-life, complex situations for them to make decisions and justify their decisions on how to solve them. In 1924, Harvard adopted it as a standard teaching method”

The effectiveness of the method is justified by four fundamental achievements:

1. Nurses who follow this method not only grasp concepts, but also develop their mental capacity, by evaluating real situations and applying their knowledge.
2. The learning process has a clear focus on practical skills that allow the nursing professional to better integrate knowledge acquisition into the hospital setting or primary care.
3. Ideas and concepts are understood more efficiently, given that the example situations are based on real-life.
4. Students like to feel that the effort they put into their studies is worthwhile. This then translates into a greater interest in learning and more time dedicated to working on the course.



Relearning Methodology

At TECH we enhance the case method with the best 100% online teaching methodology available: Relearning.

This university is the first in the world to combine case studies with a 100% online learning system based on repetition combining a minimum of 8 different elements in each lesson, which is a real revolution compared to the simple study and analysis of cases.



The nurse will learn through real cases and by solving complex situations in simulated learning environments. These simulations are developed using state-of-the-art software to facilitate immersive learning.

At the forefront of world teaching, the Relearning method has managed to improve the overall satisfaction levels of professionals who complete their studies, with respect to the quality indicators of the best online university (Columbia University).

With this methodology we have trained more than 175,000 nurses with unprecedented success in all specialities regardless of practical workload. Our pedagogical methodology is developed in a highly competitive environment, with a university student body with a strong socioeconomic profile and an average age of 43.5 years old.

Relearning will allow you to learn with less effort and better performance, involving you more in your specialization, developing a critical mindset, defending arguments, and contrasting opinions: a direct equation to success.

In our program, learning is not a linear process, but rather a spiral (learn, unlearn, forget, and re-learn). Therefore, we combine each of these elements concentrically.

The overall score obtained by TECH's learning system is 8.01, according to the highest international standards.



This program offers the best educational material, prepared with professionals in mind:



Study Material

All teaching material is produced by the specialists who teach the course, specifically for the course, so that the teaching content is really specific and precise.

These contents are then applied to the audiovisual format, to create the TECH online working method. All this, with the latest techniques that offer high quality pieces in each and every one of the materials that are made available to the student.



Nursing Techniques and Procedures on Video

We introduce you to the latest techniques, to the latest educational advances, to the forefront of current medical techniques. All of this in direct contact with students and explained in detail so as to aid their assimilation and understanding. And best of all, you can watch them as many times as you want.



Interactive Summaries

The TECH team presents the contents attractively and dynamically in multimedia lessons that include audio, videos, images, diagrams, and concept maps in order to reinforce knowledge.

This exclusive educational system for presenting multimedia content was awarded by Microsoft as a "European Success Story".



Additional Reading

Recent articles, consensus documents and international guidelines, among others. In TECH's virtual library, students will have access to everything they need to complete their course.





Expert-Led Case Studies and Case Analysis

Effective learning ought to be contextual. Therefore, TECH presents real cases in which the expert will guide students, focusing on and solving the different situations: a clear and direct way to achieve the highest degree of understanding.



Testing & Retesting

We periodically evaluate and re-evaluate students' knowledge throughout the program, through assessment and self-assessment activities and exercises, so that they can see how they are achieving their goals.



Classes

There is scientific evidence suggesting that observing third-party experts can be useful.

Learning from an Expert strengthens knowledge and memory, and generates confidence in future difficult decisions.



Quick Action Guides

TECH offers the most relevant contents of the course in the form of worksheets or quick action guides. A synthetic, practical, and effective way to help students progress in their learning.




06

Certificate

The Postgraduate Certificate in Postpartum Emergencies for Midwives guarantees students, in addition to the most rigorous and up-to-date education, access to a Postgraduate Certificate issued by TECH Technological University.





“Successfully complete this program and receive your university qualification without having to travel or fill out laborious paperwork”

This **Postgraduate Certificate in Postpartum Emergencies for Midwives** contains the most complete and up-to-date scientific on the market.

After the student has passed the assessments, they will receive their corresponding **Postgraduate Certificate** issued by **TECH Technological University** via tracked delivery*.

The diploma issued by **TECH Technological University** will reflect the qualification obtained in the Postgraduate Certificate, and meets the requirements commonly demanded by labor exchanges, competitive examinations, and professional career evaluation committees.

Title: **Postgraduate Certificate in Postpartum Emergencies for Midwives**

Official N° of Hours: **150 h.**



*Apostille Convention. In the event that the student wishes to have their paper diploma issued with an apostille, TECH EDUCATION will make the necessary arrangements to obtain it, at an additional cost.

future
health confidence people
education information tutors
guarantee accreditation teaching
institutions technology learning
community commitment
personalized service innovation
knowledge present
development language
classroom



Postgraduate Certificate Postpartum Emergencies for Midwives

- » Modality: online
- » Duration: 6 weeks
- » Certificate: TECH Technological University
- » Dedication: 16h/week
- » Schedule: at your own pace
- » Exams: online

Postgraduate Certificate

Postpartum Emergencies for Midwives

