

Postgraduate Certificate

Pediatric Infectious and Nephrourological Emergencies for Nursing





Postgraduate Certificate Pediatric Infectious and Nephrourological Emergencies for Nursing

- » Modality: online
- » Duration: 6 weeks
- » Certificate: TECH Global University
- » Credits: 6 ECTS
- » Schedule: at your own pace
- » Exams: online

Website: www.techtute.com/us/nursing/postgraduate-certificate/pediatric-infectious-nephrourological-emergencies-nursing

Index

01

Introduction

p. 4

02

Objectives

p. 8

03

Course Management

p. 12

04

Structure and Content

p. 16

05

Methodology

p. 20

06

Certificate

p. 28

01

Introduction

This program contains the latest advances in nursing procedures for pediatric infectious and nephrourological emergencies, with the aim of guaranteeing good professional practice and improving the prognosis of the child who comes to the emergency department. Through this program you will be able to update your knowledge in a practical way and based on the latest scientific evidence to care for the urgent pediatric patient.





“

This Postgraduate Certificate addresses the main advances in nursing interventions in infectious and nephrourological pathology, to reduce the sequelae and improve the child's prognosis. Learn to identify critical situations in the pediatric patient by updating your knowledge in pediatric emergencies"

Basic and advanced knowledge of the techniques to treat urgent pathologies of infectious and nephrourological etiology in pediatric patients is vital to guarantee care and avoid the appearance of serious sequelae in the child.

Undoubtedly, it is necessary for the nursing professional to maintain a constant updating of knowledge on infectious emergencies and the management of the child in the emergency situation due to severe nephrourological alterations, in order to provide adequate care and interventions, always based on the latest scientific evidence.

The Postgraduate Certificate includes the latest trends on the organization of a pediatric emergency department, the process of triage of patients according to their severity, and the need for the management of specific techniques to address infectious pathologies and the renal and urinary system that may compromise the health of pediatric patients.

The **Postgraduate Certificate in Pediatric Infectious and Nephrourological Emergencies for Nursing** contains the most complete and updated scientific program on the market. The most important features of the Postgraduate Certificate are:

- ♦ Clinical cases presented by experts in the different specialties. The graphic, schematic, and eminently practical contents with which they are created, provide scientific and healthcare information on those medical disciplines that are essential to professional practice.
- ♦ Updating of the techniques performed by the nursing professional in pediatric patients with infectious pathology and urinary and renal system pathology
- ♦ An algorithm-based interactive learning system for decision-making in the clinical situations presented throughout the course.
- ♦ All of this will be complemented by theoretical lessons, questions to the expert, debate forums on controversial topics, and individual reflection assignments.
- ♦ Content that is accessible from any fixed or portable device with an Internet connection



Update your knowledge through the Postgraduate Certificate on Pediatric Infectious and Nephrourological Emergencies for Nursing in a practical and adapted to your needs"

“

This Postgraduate Certificate may be the best investment you can make in the selection of a refresher program for two reasons: in addition to updating your knowledge in Pediatric Infectious and Nephrourological Emergencies for Nursing, you will obtain a Postgraduate Certificate from TECH Global University"

Forming part of the teaching staff is a group of professionals in the world of pediatric emergencies who bring to this course their work experience, as well as a group of renowned specialists, recognised by esteemed scientific communities.

The multimedia content developed with the latest educational technology will provide the professional with situated and contextual learning, i.e., a simulated environment that will provide immersive training program to train in real situations.

The design of the program is based on Problem-Based Learning, by means of which the nursing professional must try to solve the different professional practice situations that arise throughout the program. For this reason, you will be assisted by an innovative, interactive video system created by renowned and experienced experts in the field of pediatric infections with extensive teaching experience.

This program offers training in simulated environments, which provides an immersive learning experience designed to train for real-life situations.

It includes clinical cases to bring the program as close as possible to the reality of care in nursing.



02 Objectives

The main objective of the program is the development of theoretical and practical learning, so that the nursing professional can master in a practical and rigorous way the interventions and techniques in the emergencies in pediatric patients, in order to provide quality care.





“

This updated program will provide you with the skills to act safely in the performance of nursing practice, which will help you grow personally and professionally”



General Objective

- Update the nursing professional on the different techniques and procedures in the management of the child with infectious pathology and urinary and renal system in the pediatric emergency department, in order to guarantee early recovery and avoid the appearance of serious sequelae

Take advantage of the opportunity and take the step to get up to date on the latest developments in the care of pediatric patients with urgent infectious pathology and urinary and renal system





Specific Objectives

- ◆ Define the equipment required by the Pediatric Emergency Department (PED), its differential characteristics, infrastructure and necessary material
- ◆ Explain the basis of triage in the Pediatric Emergency Department, as well as its classification systems
- ◆ know what is involved in the transport of the critically ill pediatric patients and how both in-hospital and out-of-hospital transport is performed
- ◆ Identify the different types of exanthematous diseases and their management.
- ◆ Differentiate between pertussis and pertussis syndrome, as well as treatment and control measures
- ◆ Distinguish the symptoms and signs in febrile syndrome without focus in pediatrics, as well as its approach
- ◆ Describe the management of suspected sepsis, as well as the protocols for approaching septic shock and its treatment
- ◆ Distinguish between the different types of osteoarticular infections
- ◆ Update the approach to the immunosuppressed patient with fever in the PED
- ◆ Review the different types of urinary tract infections, as well as their diagnostic criteria, indications for referral and nursing management
- ◆ Identify the different causes of hematuria, their indications for referral and nursing management
- ◆ Explain the causes of acute scrotum and its management in the PED
- ◆ Update urine collection technique
- ◆ Update on bladder catheterization technique and its management by nurses

03

Course Management

This program includes in its teaching staff health professionals of recognized prestige, who develop their functions in the field of pediatric emergencies, and who pour into this updated program the experience of their work. In addition, recognized specialist members of leading national and international scientific societies participate in its design and preparation.





“

Learn from reference professionals, the latest advances in nursing procedures in pediatric patients with Infectious and Nephrourological problems"

Management



Ms. Roldán del Amo, Adela

- ♦ University Diploma in Nursing. University School of Nursing Nuestra Señora de los Desamparados of Valencia.
- ♦ Specialist Nurse in Pediatric Nursing
- ♦ Pediatric Nurse in the Pediatric Hospitalization Unit 9 de Octubre NISA Hospital
- ♦ University Professor in: Diploma in Neonatal Nursing and Neonatal Intensive Care CEU – Cardenal Herrera University Moncada. Valencia
- ♦ University Professor in: First Aid, Cardiopulmonary Resuscitation and Emergency Situations CEU- ardenal Herrera University. Moncada. Valencia

Professors

Ms. Alfaro Ramírez, Concepción

- ♦ Diploma in Nursing. Catholic University of Valencia (UCV)
- ♦ Specialist Nurse in Pediatric Nursing
- ♦ Pediatric Emergency Services Supervisor 9 de Octubre Hospital NISA Valencia
- ♦ University Professor in: Diploma in Neonatal Nursing and Neonatal Intensive Care CEU– Cardenal Herrera University. Moncada. Valencia
- ♦ Professor in Child Nutrition Course at Nisa Hospitals Foundation

Ms. Antón García, Gema

- ♦ University Diploma in Nursing (D.U.E.). Alicante University School of Nursing
- ♦ Obstetrics Nurse in Elche University General Hospital (Alicante). Clinical Practice Tutor
- ♦ Professional experience in childbirth and neonatology

Ms. Balboa Navarro, Ana

- ♦ Emergency Nurse the General Hospital of Elche (Alicante)
- ♦ Specialist Nurse in Pediatric Nursing
- ♦ Master's Degree in Nursing Sciences
- ♦ Instructor of Basic Life Support and Advanced Cardiovascular Life Support at the Spanish Society of Emergency Medicine and American Heart Association (SEMES-AHA)
- ♦ Pediatric and neonatal CPR instructor with the Spanish Group of Pediatric and Neonatal CPR
- ♦ Advanced Provider of "International Trauma Life Support" of SEMES-ITLS
- ♦ APLS credential (American Academy of Pediatrics and American College of Emergency Physicians)
- ♦ Professional teaching experience in University Masters and Postgraduate Courses

Ms. López Ruiz, María Amparo

- ♦ Degree in Medicine and Surgery. University of Valencia
- ♦ Pediatric Services 9 de Octubre NISA Hospital. Valencia
- ♦ Postgraduate course director: Diploma in Neonatal Nursing and Neonatal Intensive Care at CEU Cardenal Herrera– Moncada University (Valencia) and NISA Hospitals Foundation (Valencia)

Ms. Lospitao Gómez, Sara

- ♦ Nurse, Intensive Care Medicine Department, Fuenlabrada University Hospital, Madrid
- ♦ Cardiac Surgery Post-Surgical Intensive Care Unit (PCU) 12 de Octubre Hospital
- ♦ Coronary Intensive Care Unit 12 de Octubre Hospital
- ♦ Master's Degree in Critical Care Rey Juan Carlos University I
- ♦ Collaborating researcher in the multicenter study entitled

D. Mora Rivero, Jorge

- ♦ Degree in Nursing from the University of Alicante
- ♦ Master's Degree in Nursing Sciences
- ♦ Emergency Nurse at the General University Hospital of Elche (Alicante, Spain)
Clinical Practice Tutor
- ♦ Professional teaching experience in University Masters and Postgraduate Courses
- ♦ Postgraduate Diploma in Primary Care Emergencies
- ♦ Degree in Emergency Medical Transportation (SAMU)

04

Structure and Content

The structure of the contents has been designed by a team of professionals knowledgeable about the implications of training in daily nursing practice in the care of children in emergency situations, aware of the relevance of current training able to act in front of the patient and committed to quality teaching through new educational technologies.





“

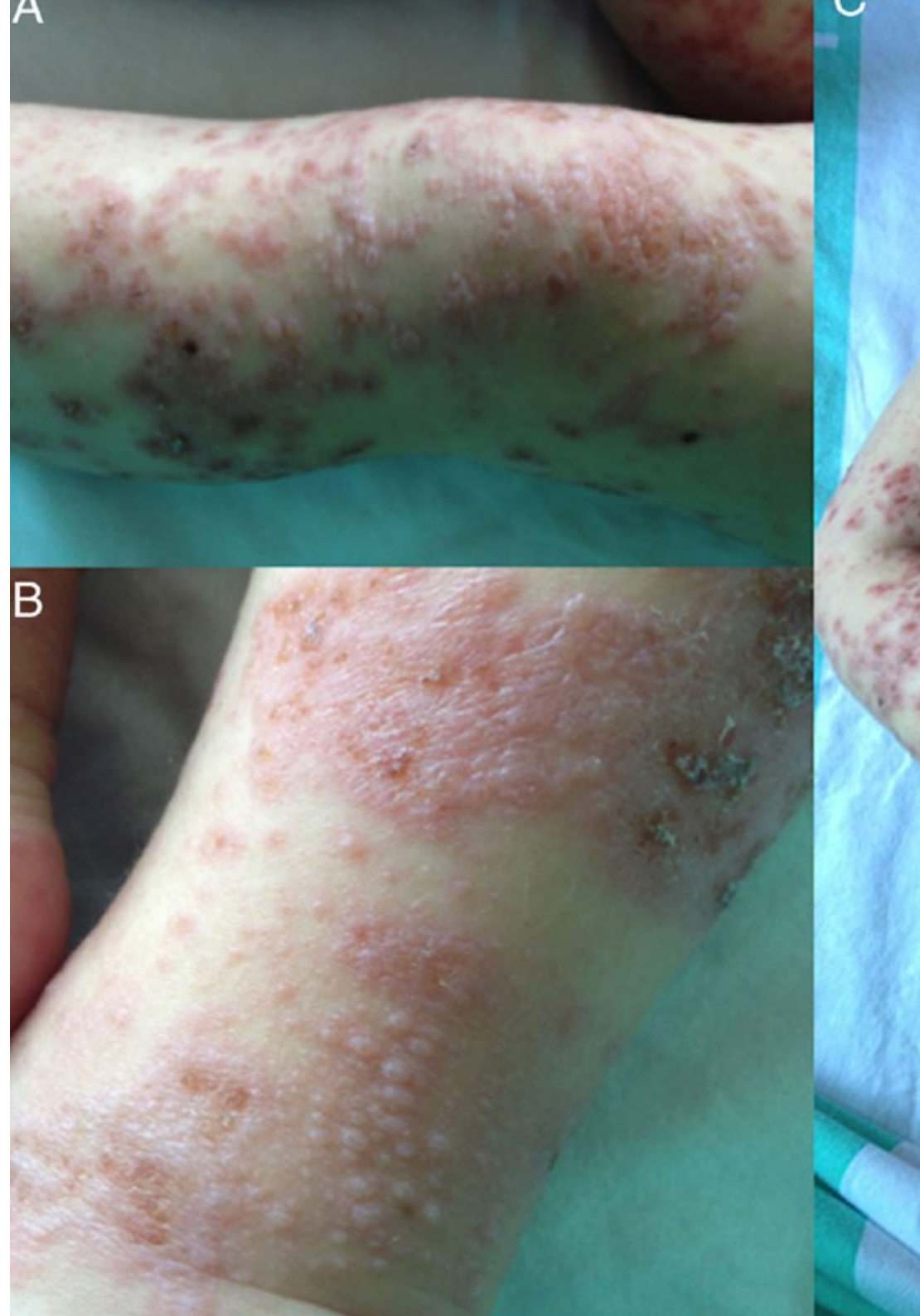
The Postgraduate Certificate in Pediatric Infectious and Nephrourological Emergencies for Nursing, contains the most complete and updated scientific program on the market”

Module 1. Nursing Care in Infectious Emergencies

- 1.1. Exanthematous Diseases.
- 1.2. Whooping Cough and Pertussis Syndrome
 - 1.2.1. Medical treatment
 - 1.2.2. Control Measures
- 1.3. Febrile Syndrome without Focus
- 1.4. Sepsis. Septic Shock
- 1.5. Osteoarticular Infections
- 1.6. Fever and Neutropenia

Module 2. Nursing Care in Nephrourological Emergencies

- 2.1. Urinary Infections
 - 2.1.1. Diagnostic Criteria
 - 2.1.2. Referral Indications
- 2.2. Hematuria
- 2.3. Renal Lithiasis and Renal Colic
- 2.4. Acute Scrotum
 - 2.4.1. Frequency in the Pediatric Age Group
- 2.5. Suprapubic Puncture
- 2.6. Bladder Catheterisation.
- 2.7. Reduction of Paraphimosis





“

A unique, key, and decisive training experience to boost your professional development”

05

Methodology

This training program provides you with a different way of learning. Our methodology uses a cyclical learning approach: ***Re-learning***.

This teaching system is used, for example, in the most prestigious medical schools in the world, and major publications such as the ***New England Journal of Medicine*** have considered it to be one of the most effective.





“

Discover Re-learning, a system that abandons conventional linear learning, to take you through cyclical teaching systems: a way of learning that has proven to be extremely effective, especially in subjects that require memorization"

At TECH we use the Case Method

What should a professional do in a given situation? Throughout the program, students will face multiple simulated clinical cases, based on real patients, in which they will have to do research, establish hypotheses, and ultimately resolve the situation. There is abundant scientific evidence on the effectiveness of the method. Specialists learn better, faster, and more sustainably over time.

With TECH you can experience a way of learning that is shaking the foundations of traditional universities around the world



According to Dr. Gérvas, the clinical case is the annotated presentation of a patient, or group of patients, which becomes a "case", an example or model that illustrates some peculiar clinical component, either because of its teaching power or because of its uniqueness or rarity. It is essential that the case is based on current professional life, trying to recreate the real conditions in the physician's professional practice.

“

Did you know that this method was developed in 1912 for Harvard law students? The case method consisted of presenting students with real-life, complex situations for them to make decisions and justify their decisions on how to solve them. In 1924, Harvard adopted it as a standard teaching method"

The effectiveness of the method is justified by four fundamental achievements:

1. Students who follow this method not only grasp concepts, but also develop their mental capacity by evaluating real situations and applying their knowledge.
2. Learning is solidly translated into practical skills that allow the student to better integrate into the real world.
3. Ideas and concepts are understood more efficiently, given that the example situations are based on real-life.
4. Students like to feel that the effort they put into their studies is worthwhile. This then translates into a greater interest in learning and more time dedicated to working on the course.



Re-Learning Methodology

At TECH we enhance the Harvard case method with the best 100% online teaching methodology available: Re-learning.

This University is the first in the world to combine the study of clinical cases with a 100% online learning system based on repetition, combining a minimum of 8 different elements in each lesson, a real revolution with respect to the simple study and analysis of cases.



Professionals will learn through real cases and by resolving complex situations in simulated learning environments. These simulations are developed using state-of-the-art software to facilitate immersive learning

At the forefront of world teaching, the Re-learning method has managed to improve the overall satisfaction levels of professionals who complete their studies, with respect to the quality indicators of the best Spanish-speaking online university (Columbia University).

Over 250,000 physicians have been trained using this methodology, with unprecedented success in all clinical specialties regardless of surgical load. This teaching methodology is developed in a highly demanding environment, with a university student body of high socio-economic profile and an average age of 43.5 years.


Re-learning will allow you to learn with less effort and better performance, involving you more in your specialization, developing a critical mindset, defending arguments, and contrasting opinions: a direct equation to success

In our program, learning is not a linear process, but rather a spiral (learn, unlearn, forget, and re-learn). Therefore, we combine each of these elements concentrically.

The overall score obtained by TECH's learning system is 8.01, according to the highest international standards.



This program offers the best educational material, prepared with professionals in mind:



Study Material

All teaching material is produced by the specialists who teach the course, specifically for the course, so that the teaching content is highly specific and precise.

These contents are then applied to the audiovisual format, to create the TECH online working method. All this, with the latest techniques that offer high quality pieces in each and every one of the materials that are made available to the student.



Surgical Techniques and Procedures on Video

TECH introduces students to the latest techniques, the latest educational advances and to the forefront of current medical techniques. All of this in direct contact with students and explained in detail so as to aid their assimilation and understanding. And best of all, you can watch the videos as many times as you like.



Interactive Summaries

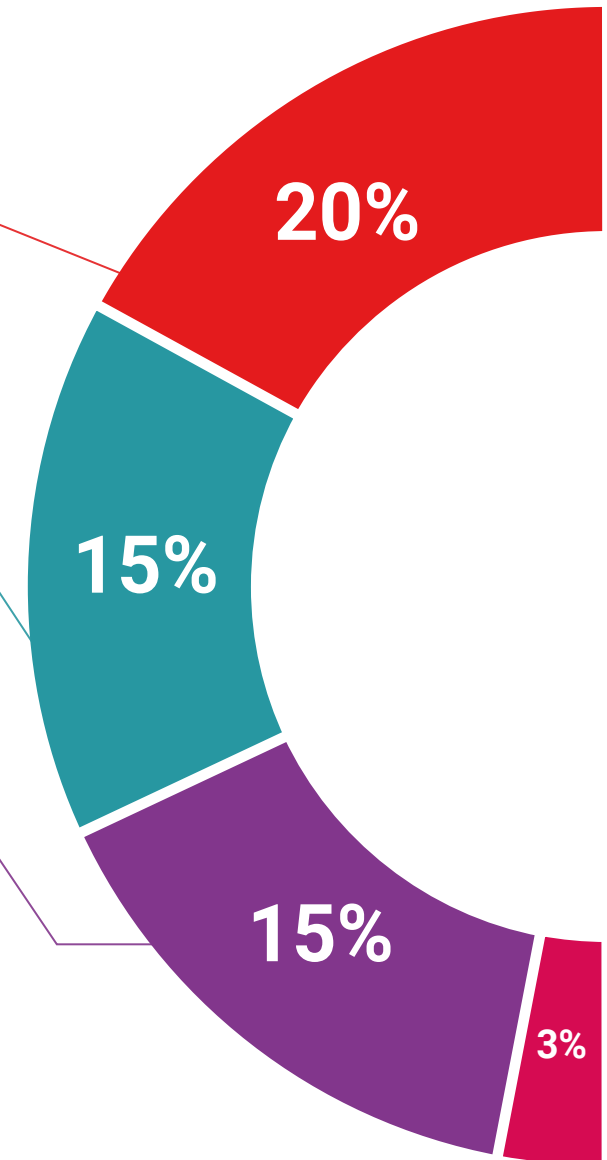
The TECH team presents the contents attractively and dynamically in multimedia lessons that include audio, videos, images, diagrams, and concept maps in order to reinforce knowledge.

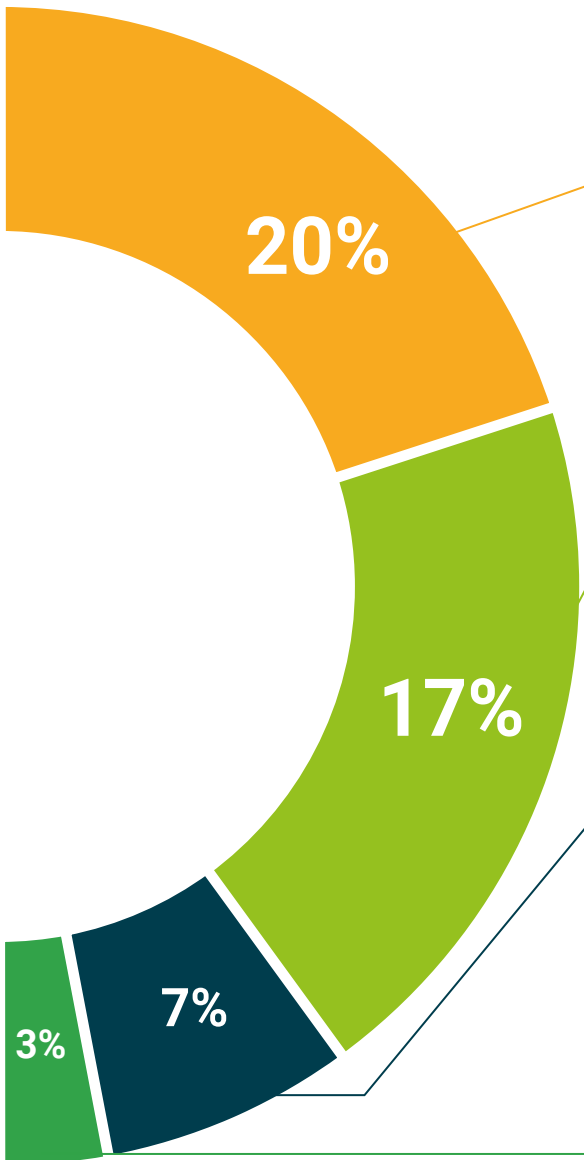
This exclusive multimedia content presentation training Exclusive system was awarded by Microsoft as a "European Success Story".



Additional Reading

Recent articles, consensus documents and international guidelines, among others. In TECH's virtual library, students will have access to everything they need to complete their course.





Expert-Led Case Studies and Case Analysis

Effective learning ought to be contextual. Therefore, TECH presents real cases in which the expert will guide students, focusing on and solving the different situations: a clear and direct way to achieve the highest degree of understanding.



Testing & Re-testing

The student's knowledge is periodically assessed and re-assessed throughout the program, through evaluative and self-evaluative activities and exercises: in this way, students can check how they are doing in terms of achieving their goals.



Classes

There is scientific evidence on the usefulness of learning by observing experts: The system termed Learning from an Expert strengthens knowledge and recall capacity, and generates confidence in the face of difficult decisions in the future.



Quick Action Guides

TECH offers the most relevant contents of the course in the form of worksheets or quick action guides. A synthetic, practical, and effective way to help students progress in their learning.



06

Certificate

The Postgraduate Certificate in Pediatric Infectious and Nephrourological Emergencies for Nursing guarantees you, in addition to the most rigorous and updated trained, access to a Postgraduate Certificate issued by TECH Global University.



“

Successfully complete this training and receive your diploma without travel or laborious paperwork"

This private qualification will allow you to obtain a **Postgraduate Certificate in Pediatric Infectious and Nephrourological Emergencies for Nursing** endorsed by **TECH Global University**, the world's largest online university.

TECH Global University is an official European University publicly recognized by the Government of Andorra ([official bulletin](#)). Andorra is part of the European Higher Education Area (EHEA) since 2003. The EHEA is an initiative promoted by the European Union that aims to organize the international training framework and harmonize the higher education systems of the member countries of this space. The project promotes common values, the implementation of collaborative tools and strengthening its quality assurance mechanisms to enhance collaboration and mobility among students, researchers and academics.

This **TECH Global University** private qualification is a European program of continuing education and professional updating that guarantees the acquisition of competencies in its area of knowledge, providing a high curricular value to the student who completes the program.

Title: **Postgraduate Certificate in Pediatric Infectious and Nephrourological Emergencies for Nursing**

Modality: **online**

Duration: **6 weeks**

Accreditation: **6 ECTS**



*Apostille Convention. In the event that the student wishes to have their paper diploma issued with an apostille, TECH Global University will make the necessary arrangements to obtain it, at an additional cost.

future
health confidence people
education information tutors
guarantee accreditation teaching
institutions technology learning
community commitment
personalized service innovation
knowledge present
development language
classroom



Postgraduate Certificate
Pediatric Infectious
and Nephrourological
Emergencies for Nursing

- › Modality: online
- › Duration: 6 weeks
- › Certificate: TECH Global University
- › Credits: 6 ECTS
- › Schedule: at your own pace
- › Exams: online

Postgraduate Certificate

Pediatric Infectious and Nephrourological Emergencies for Nursing