

# Postgraduate Certificate

Pathological Delivery, Instrumental, Cesarean  
and Breech Delivery for Midwives





## Postgraduate Certificate

- » Modality: online
- » Duration: 6 weeks
- » Certificate: TECH Technological University
- » Dedication: 16h/week
- » Schedule: at your own pace
- » Exams: online

Website: [www.techtute.com/in/nursing/postgraduate-certificate/pathological-delivery-instrumental-cesarean-breech-delivery-midwives](http://www.techtute.com/in/nursing/postgraduate-certificate/pathological-delivery-instrumental-cesarean-breech-delivery-midwives)

# Index

01

Introduction

---

*p. 4*

02

Objectives

---

*p. 8*

03

Course Management

---

*p. 12*

04

Structure and Content

---

*p. 16*

05

Methodology

---

*p. 20*

06

Certificate

---

*p. 28*

# 01

# Introduction

Scientific publications indicate that 1 in 5 children have been delivered by C-section. These figures exceed the recommendations given by the World Health Organization. For this reason, it is necessary that midwives are aware of the latest advances in diagnostic methods and procedures for the different variants of childbirth: vaginal, breech or instrumental use. In this context, TECH has created a program that focuses on these interventions, their etiology and management of the patient. A program that, in addition, will allow the professional to learn about C-sections or obstetric injury of the anal sphincter. All in a 100% online format and with an extensive library of multimedia resources.





“

*A 100% online course with  
the best experts in the main  
variations of normal childbirth”*

One of the criteria selected for the choice of a cesarean section is the risk that the mother or the baby may suffer from a complicated position for the delivery of the baby. The evaluation of the specialists and the scientific evidence have marked this decision, which on other occasions generates a much more complicated recovery for the mother and can lead to fibrosis of the womb.

Wide scenarios that occur during childbirth and that are the day to day of midwives, who must be constantly updating their knowledge about diagnostic procedures, techniques and protocols to follow during childbirth. For this reason, TECH has created this proposal that delves into Pathological Delivery, Instrumental, Cesarean and Breech Delivery for Midwives.

A 6-week intensive Postgraduate Certificate, which will lead students to deepen their knowledge of the main variations of normal childbirth and its onset: instrumental, breech or vaginal delivery after C-section. A special section will be devoted to the practice and considerations prior to C-section, as well as surgical techniques. Likewise, this advanced program offers the graduate the possibility of delving dynamically into premature rupture of membranes or repair of perineal tears.

All this in an academic option that does not require attendance or classes with fixed schedules and that adapts to the demands of healthcare professionals. All you need is an electronic device with internet connection to be able to visualize, at any time, the syllabus hosted on the virtual platform.

This **Postgraduate Certificate in Pathological Delivery, Instrumental, Cesarean and Breech Delivery for Midwives** contains the most complete and up-to-date scientific program on the market. The most important features include:

- ♦ The development of case studies presented by experts in Obstetrics
- ♦ The graphic, schematic, and practical contents with which they are created, provide scientific and practical information on the disciplines that are essential for professional practice
- ♦ Practical exercises where the self-assessment process can be carried out to improve learning
- ♦ Its special emphasis on innovative methodologies
- ♦ Theoretical lessons, questions to the expert, debate forums on controversial topics, and individual reflection assignments
- ♦ Content that is accessible from any fixed or portable device with an Internet connection



*Learn about the most recent criteria used in Obstetrics for the management of breech delivery"*

“

*An academic option of 150 intensive teaching hours that will allow you to stay abreast of the scientific evidence on induction of labor”*

*You will have access to clinical case studies provided by experts in the approach to the main pathologies of the Puerperium.*

*You will be able to learn about the whole process of a C-section, including the management of the patient in the postoperative period.*

The program includes in its teaching staff professionals of the sector that pour into this program the experience of their work, as well as recognized specialists from reference societies and prestigious universities.

Its multimedia content, developed with the latest educational technology, will provide the professional with situated and contextual learning, i.e., a simulated environment that will provide an immersion education programmed to learn in real situations.

The design of this program focuses on Problem-Based Learning, by means of which the professional must try to solve the different professional practice situations that are presented throughout the academic course. For this purpose, the student will be assisted by an innovative interactive video system created by renowned experts.



# 02

## Objectives

The pedagogical tools used by TECH in all its programs allow students to obtain a complete and appealing education. This way, the professional who takes this Postgraduate Certificate can delve into the criteria established for the realization of an instrumental or vaginal delivery or the methods of induction of labor. Also, you can resolve any questions you have about the agenda of this program with the specialized faculty that teaches this course.







“

*A Postgraduate Certificate with a practical approach that will allow you, in addition, to deepen in clinical case studies provided by the teaching team"*



## General Objectives

---

- ♦ Improve knowledge in the instrumentals of the first trimester of gestation
- ♦ Integrate new knowledge about fetal malformations, their causes and their resolution during a C-section
- ♦ Get up-to-date on hemorrhagic pathology at the time of birth when a breech or cesarean delivery occurs

“

*Elevate your skills for the performance of follow-up and delivery after anal sphincter injury through this Postgraduate Certificate"*





## Specific Objectives

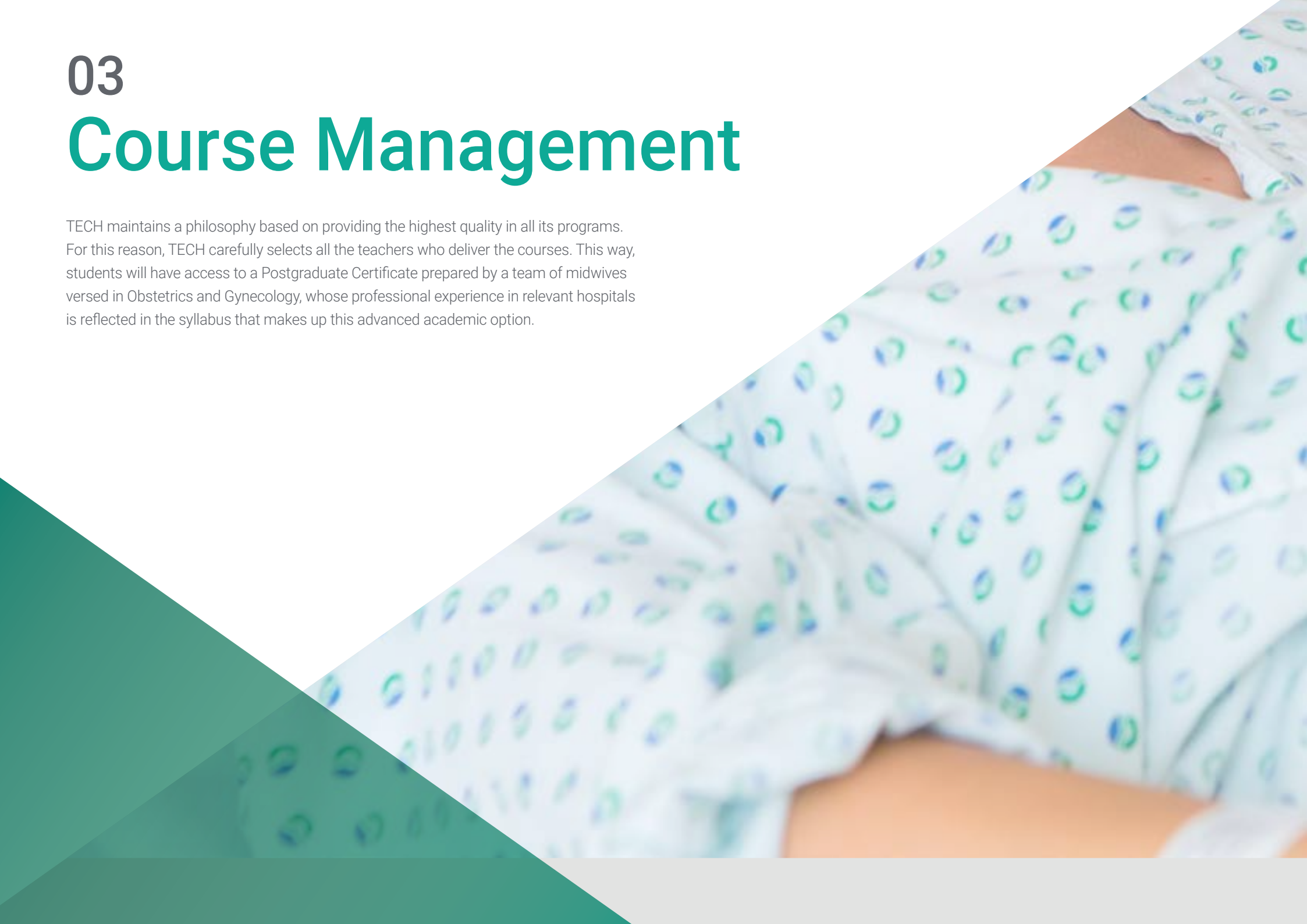
---

- ◆ Knowing exhaustively the different ways of initiating labor, whether spontaneous, induced or by premature rupture of membranes, is essential in the work of the midwife, as all pregnant women will go through this process
- ◆ Learning about births that are not euthanized is of utmost importance for the midwife to have the skills and knowledge to refer patients and advise obstetricians in an optimal way
- ◆ Instruct on the main protocols in relation to pregnant women with group B streptococcus during the third trimester of pregnancy

# 03

# Course Management

TECH maintains a philosophy based on providing the highest quality in all its programs. For this reason, TECH carefully selects all the teachers who deliver the courses. This way, students will have access to a Postgraduate Certificate prepared by a team of midwives versed in Obstetrics and Gynecology, whose professional experience in relevant hospitals is reflected in the syllabus that makes up this advanced academic option.



“

*Midwives specialized in Obstetrics and Gynecology will be responsible for offering you the best upgrade of the academic panorama on Pathological Delivery"*

## Management



### Ms. Hernando Orejudo, Isabel

- Nurse specialized in Obstetrics and Gynecology
- Midwife. San Carlos Clinical Hospital
- Outpatient Nurse. La Paz University Hospital
- University Diploma in Nursing. Autonomous University of Madrid

## Professors

### Ms. Hernández Lachehab, Sonia

- Nurse of the Rural Attention Service in Madrid
- Midwife at the San Carlos Clinical University Hospital in Madrid
- Primary Care Nurse in SERMAS
- Diploma in Nursing from the University of Alcalá
- Nursing in Outpatient Emergencies
- Specialist in Obstetrics and Gynecology / Midwife by the Teaching Unit of Madrid
- University Expert in Processes of Nursing Interventions for Pediatric Patients in Risk Situations

### Ms. De la Torre Arandilla, Ana

- Midwives in the Obstetrics Service of the University Hospital Puerta de Hierro
- Midwife in Hospital in San Carlos Clinical Hospital
- Specialist Obstetric-Gynecological the Puerta De Hierro University Hospital
- Lecturer at the CTO Academy
- Member of the research team of the doctoral thesis "Clinical application of nursing science, present reality or pending task?" at the La Paz University Hospital
- University Diploma in Nursing from the Autonomous University of Madrid



**Mr. Márquez Espinar, Gumersindo**

- ◆ Midwife in Hospital in San Carlos Clinical Hospital, Madrid
- ◆ Professor at the Pontificia University of Salamanca
- ◆ Degree in Nursing
- ◆ Degree in Podiatry
- ◆ Master's Degree in Care Research

**Ms. De Miguel González, María José**

- ◆ Nurse at the Obstetrics and gynaecology-Ophthalmology Unit at the San Carlos Clinical Hospital
- ◆ Assistant Nurse at the San Carlos Clinical Hospital
- ◆ Graduate Nurse from the University of Salamanca

“

*Make the most of this opportunity to learn about the latest advances in this field in order to apply it to your daily practice”*

# 04

## Structure and Content

The syllabus of this Postgraduate Certificate makes an academic journey through the main variations of normal childbirth and its onset, thus generating a complete upgrade of great utility for the midwives' praxis. In addition, this syllabus delves significantly into the mother carrying group B streptococcus, its diagnosis and the latest advances in the treatments to be used in both the woman and the newborn. All this, with a virtual library that you can access comfortably at any time of the day, from an electronic device with internet connection.





“

*Thanks to the Relearning system you will be able to advance in a much more natural way through the syllabus and reduce the long hours of study"*

**Module 1.** Variations in Normal Delivery and the Onset of Labor. Mother carrier of group B streptococcus

- 1.1. Instrumental Delivery
  - 1.1.1. Concept
  - 1.1.2. Indications
  - 1.1.3. Contraindications
  - 1.1.4. Criteria for using the Different Instruments
    - 1.1.4.1. Forceps
    - 1.1.4.2. Thierry Spatulas
    - 1.1.4.3. Cupping
- 1.2. Breech Delivery
  - 1.2.1. Concept
  - 1.2.2. Classification
  - 1.2.3. Etiology
  - 1.2.4. Diagnosis
  - 1.2.5. Vaginal Delivery Criteria and Management
- 1.3. Vaginal Delivery after Cesarean Section
  - 1.3.1. Choice of Delivery Route
  - 1.3.2. Contraindications for Vaginal Delivery with Previous Cesarean Section
  - 1.3.3. Planned Cesarean
  - 1.3.4. Labor Induction
- 1.4. Cervical Ripening and Induction of Labor
  - 1.4.1. Concept
  - 1.4.2. Indications
  - 1.4.3. Contraindications
  - 1.4.4. Risks from Induction
  - 1.4.5. Methods to Labor



- 1.5. Fetal Hydrops
  - 1.5.1. Concept
    - 1.5.1.1. Immune Hydrops
    - 1.5.1.2. Non-Immune Hydrops
  - 1.5.2. Pathophysiology
  - 1.5.3. Diagnosis
  - 1.5.4. Clinical Management
- 1.6. Mother Carrying Group B streptococci (SGB)
  - 1.6.1. Concept
  - 1.6.2. Sample Collecting and Screening
  - 1.6.3. Treatment
  - 1.6.4. Management of Newborns of Mothers who are Carriers of GBS
- 1.7. Cesarean Section
  - 1.7.1. Indications
  - 1.7.2. Classification
  - 1.7.3. Cesarean Section Considerations
  - 1.7.4. Surgical Technique
  - 1.7.5. Post-Operative Care
- 1.8. External Cephalic Version
  - 1.8.1. Concept
  - 1.8.2. Indications
  - 1.8.3. Contraindications
  - 1.8.4. Complete Technique and Procedure
  - 1.8.5. Complications
    - 1.8.5.1. Pharmacological Methods
    - 1.8.5.2. Non-Pharmacological Methods
- 1.9. Premature Rupture of Membranes
  - 1.9.1. Etiology
  - 1.9.2. Diagnosis
  - 1.9.3. Preterm Premature Rupture of Membranes
  - 1.9.4. Full-term Premature Rupture of Membranes
- 1.10. Obstetric Anal Sphincter Injuries
  - 1.10.1. Prevention
  - 1.10.2. Classification
    - 1.10.2.1. Third Degree Tear
    - 1.10.2.2. Fourth Degree Tear
  - 1.10.3. Reparation of Perineal Tears
  - 1.10.4. Follow-up and Delivery after Anal Sphincter Injury



*Get the latest scientific evidence on pharmacological use in external cephalic version"*

# 05 Methodology

This academic program offers students a different way of learning. Our methodology uses a cyclical learning approach: **Relearning**.

This teaching system is used, for example, in the most prestigious medical schools in the world, and major publications such as the **New England Journal of Medicine** have considered it to be one of the most effective.





“

*Discover Relearning, a system that abandons conventional linear learning, to take you through cyclical teaching systems: a way of learning that has proven to be extremely effective, especially in subjects that require memorization"*

## At TECH Nursing School we use the Case Method

In a given situation, what should a professional do? Throughout the program, students will face multiple simulated clinical cases, based on real patients, in which they will have to do research, establish hypotheses, and ultimately resolve the situation. There is an abundance of scientific evidence on the effectiveness of the method. Nurses learn better, faster, and more sustainably over time.

*With TECH, nurses can experience a learning methodology that is shaking the foundations of traditional universities around the world.*



According to Dr. Gérvas, the clinical case is the annotated presentation of a patient, or group of patients, which becomes a "case", an example or model that illustrates some peculiar clinical component, either because of its teaching power or because of its uniqueness or rarity. It is essential that the case is based on current professional life, in an attempt to recreate the real conditions in professional nursing practice.

“

*Did you know that this method was developed in 1912, at Harvard, for law students? The case method consisted of presenting students with real-life, complex situations for them to make decisions and justify their decisions on how to solve them. In 1924, Harvard adopted it as a standard teaching method”*

The effectiveness of the method is justified by four fundamental achievements:

1. Nurses who follow this method not only grasp concepts, but also develop their mental capacity, by evaluating real situations and applying their knowledge.
2. The learning process has a clear focus on practical skills that allow the nursing professional to better integrate knowledge acquisition into the hospital setting or primary care.
3. Ideas and concepts are understood more efficiently, given that the example situations are based on real-life.
4. Students like to feel that the effort they put into their studies is worthwhile. This then translates into a greater interest in learning and more time dedicated to working on the course.



## Relearning Methodology

At TECH we enhance the case method with the best 100% online teaching methodology available: Relearning.

This university is the first in the world to combine case studies with a 100% online learning system based on repetition combining a minimum of 8 different elements in each lesson, which is a real revolution compared to the simple study and analysis of cases.



*The nurse will learn through real cases and by solving complex situations in simulated learning environments. These simulations are developed using state-of-the-art software to facilitate immersive learning.*



At the forefront of world teaching, the Relearning method has managed to improve the overall satisfaction levels of professionals who complete their studies, with respect to the quality indicators of the best online university (Columbia University).

With this methodology we have trained more than 175,000 nurses with unprecedented success in all specialities regardless of practical workload. Our pedagogical methodology is developed in a highly competitive environment, with a university student body with a strong socioeconomic profile and an average age of 43.5 years old.


*Relearning will allow you to learn with less effort and better performance, involving you more in your specialization, developing a critical mindset, defending arguments, and contrasting opinions: a direct equation to success.*

In our program, learning is not a linear process, but rather a spiral (learn, unlearn, forget, and re-learn). Therefore, we combine each of these elements concentrically.

The overall score obtained by TECH's learning system is 8.01, according to the highest international standards.



This program offers the best educational material, prepared with professionals in mind:



### Study Material

All teaching material is produced by the specialists who teach the course, specifically for the course, so that the teaching content is really specific and precise.

These contents are then applied to the audiovisual format, to create the TECH online working method. All this, with the latest techniques that offer high quality pieces in each and every one of the materials that are made available to the student.



### Nursing Techniques and Procedures on Video

We introduce you to the latest techniques, to the latest educational advances, to the forefront of current medical techniques. All of this in direct contact with students and explained in detail so as to aid their assimilation and understanding. And best of all, you can watch them as many times as you want.



### Interactive Summaries

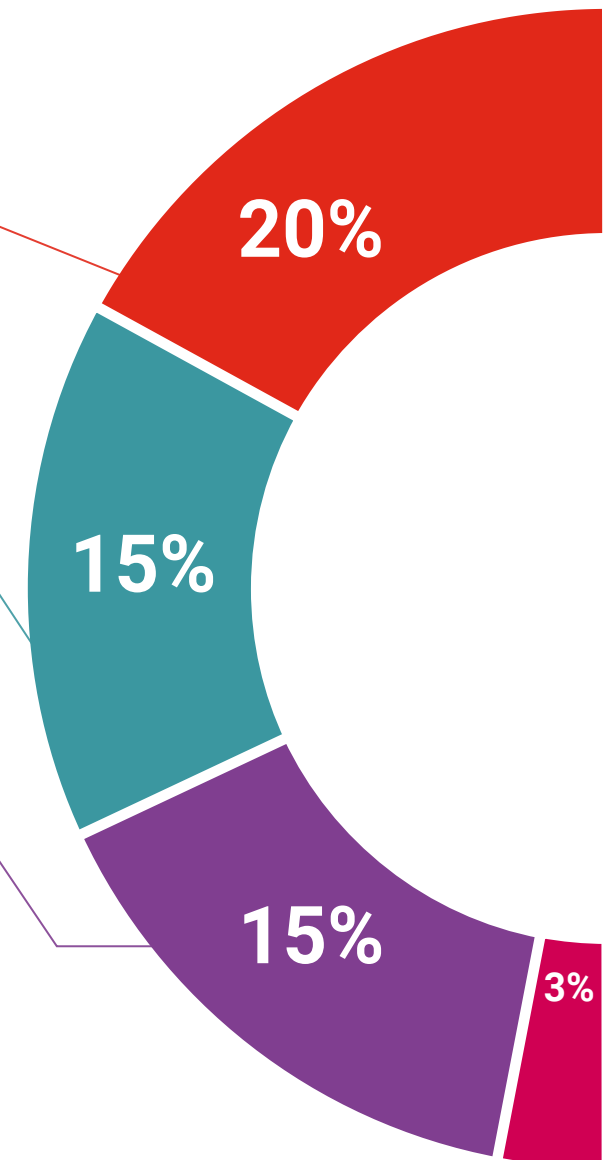
The TECH team presents the contents attractively and dynamically in multimedia lessons that include audio, videos, images, diagrams, and concept maps in order to reinforce knowledge.

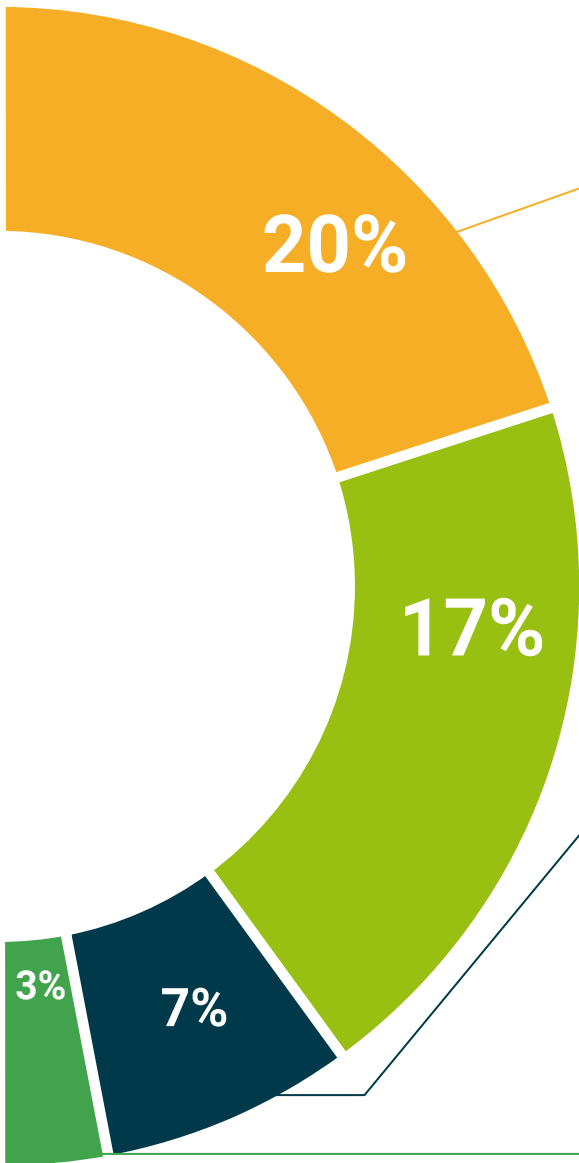
This exclusive educational system for presenting multimedia content was awarded by Microsoft as a "European Success Story".



### Additional Reading

Recent articles, consensus documents and international guidelines, among others. In TECH's virtual library, students will have access to everything they need to complete their course.





#### Expert-Led Case Studies and Case Analysis

Effective learning ought to be contextual. Therefore, TECH presents real cases in which the expert will guide students, focusing on and solving the different situations: a clear and direct way to achieve the highest degree of understanding.



#### Testing & Retesting

We periodically evaluate and re-evaluate students' knowledge throughout the program, through assessment and self-assessment activities and exercises, so that they can see how they are achieving their goals.



#### Classes

There is scientific evidence suggesting that observing third-party experts can be useful.

Learning from an Expert strengthens knowledge and memory, and generates confidence in future difficult decisions.



#### Quick Action Guides

TECH offers the most relevant contents of the course in the form of worksheets or quick action guides. A synthetic, practical, and effective way to help students progress in their learning.



# 06 Certificate

The Postgraduate Certificate in Pathological Delivery, Instrumental, Cesarean and Breech Delivery for Midwives guarantees students, in addition to the most rigorous and up-to-date education, access to a Postgraduate Certificate issued by TECH Technological University.



“

*Successfully complete this program and receive your university qualification without having to travel or fill out laborious paperwork”*

This **Postgraduate Certificate in Pathological Delivery, Instrumental, Cesarean and Breech Delivery for Midwives** contains the most complete and up-to-date scientific program on the market.

After the student has passed the assessments, they will receive their corresponding **Postgraduate Certificate** issued by **TECH Technological University** via tracked delivery\*.

The certificate issued by **TECH Technological University** will reflect the qualification obtained in the **Postgraduate Certificate**, and meets the requirements commonly demanded by labor exchanges, competitive examinations, and professional career evaluation committees.

Title: **Postgraduate Certificate in Pathological Delivery, Instrumental, Cesarean and Breech Delivery for Midwives**

Official No. of Hours: **150 hours**.





## Postgraduate Certificate

Pathological Delivery, Instrumental,  
Cesarean and Breech Delivery for Midwives

- » Modality: online
- » Duration: 6 weeks
- » Certificate: TECH Technological University
- » Dedication: 16h/week
- » Schedule: at your own pace
- » Exams: online

# Postgraduate Certificate

Pathological Delivery, Instrumental, Cesarean  
and Breech Delivery for Midwives

