

# Postgraduate Certificate

Ophthalmologic,  
Otorhinolaryngologic and  
Oral Cavity Infections in the  
Emergency Department for  
Nursing





## Postgraduate Certificate

### Ophthalmologic, Otorhinolaryngologic and Oral Cavity Infections in the Emergency Department for Nursing

- » Modality: online
- » Duration: 8 weeks
- » Certificate: TECH Technological University
- » Dedication: 16h/week
- » Schedule: at your own pace
- » Exams: online

Website: [www.techtute.com/pk/nursing/postgraduate-certificate/ophthalmologic-otorhinolaryngologic-oral-cavity-infections-emergency-department-nursing](http://www.techtute.com/pk/nursing/postgraduate-certificate/ophthalmologic-otorhinolaryngologic-oral-cavity-infections-emergency-department-nursing)

# Index

01

Introduction

---

*p. 4*

02

Objectives

---

*p. 8*

03

Course Management

---

*p. 12*

04

Structure and Content

---

*p. 16*

05

Methodology

---

*p. 20*

06

Certificate

---

*p. 28*

01

# Introduction

Emergency nurses require a high level of specialization in the management of patients with infectious pathologies, due to the difficulties that may be encountered in their cure. For this reason, TECH offers you this very complete specialization on Ophthalmologic, Otorhinolaryngologic and Oral Cavity Infections so that the professional is trained and offers personalized attention to your patients.





A close-up photograph of a person's eye, showing the iris and eyelashes. The eye is looking slightly to the right. The skin around the eye is fair and has a natural texture. The image is partially obscured by a dark green diagonal shape in the top right corner.

“

*Update your knowledge in this area and give a boost to your profession. A unique opportunity to improve your training"*

The performance of healthcare professionals in infectious pathologies in the Emergency Department is sometimes complex and, on many occasions, decisive in the morbidity and mortality of patients. Therefore, it is important that nursing professionals continue their specialization with programs such as the one we present on this occasion, on Ophthalmologic, Otorhinolaryngologic and Oral Cavity Infections, a unique opportunity to improve patient care.

Specifically, the program includes the classic aspects in the management of infectious pathology by apparatus or organs, obviously taking into account any updates that may have occurred up to the time of the design of this program. However, new items have also been incorporated, which are essential for the correct management of infectious diseases in the current scenario of health globalization.

Thus, we will deal with the management of infectious diseases in Emergency Departments from the point of view of early diagnosis and treatment, often empirical, but we will also include an update on imported pathology, especially in those entities that require urgent action and/or present a potential transmission capacity in our environment.

In addition, it has the advantage of being a 100% online training, the professional will have the ability to decide when and from where to study, without commitments or obligations, thus being able to combine their study time with the rest of their daily obligations.

This **Postgraduate Certificate in Ophthalmologic, Otorhinolaryngologic and Oral Cavity Infections in the Emergency Department for Nursing** contains the most complete and up-to-date scientific program on the market. The most outstanding features of this program are:

- The development of clinical cases presented by experts in the field
- The graphic, schematic, and eminently practical contents with which they are created provide scientific and practical information on the disciplines that are essential for professional
- Therapeutic developments on the intervention in Ophthalmologic, Otorhinolaryngologic and Oral Cavity Infections in the Emergency Department
- Practical exercises where to carry out the self-assessment process to improve learning
- An algorithm-based interactive learning system for decision-making in the clinical situations presented throughout the course
- Its special emphasis on research methodologies
- Theoretical lessons, questions to the expert, debate forums on controversial topics, and individual reflection assignments
- Content that is Accessible from any Fixed or Portable device with an Internet Connection

“ *A high-level specialization that will enable you to achieve professional success* ”

“

*This program is the best investment you can make in the selection of a refresher program for two reasons: in addition to updating your knowledge in Ophthalmologic, Otorhinolaryngologic and Oral Cavity Infections in the Emergency Department, you will obtain a certificate from the leading online university: TECH”*

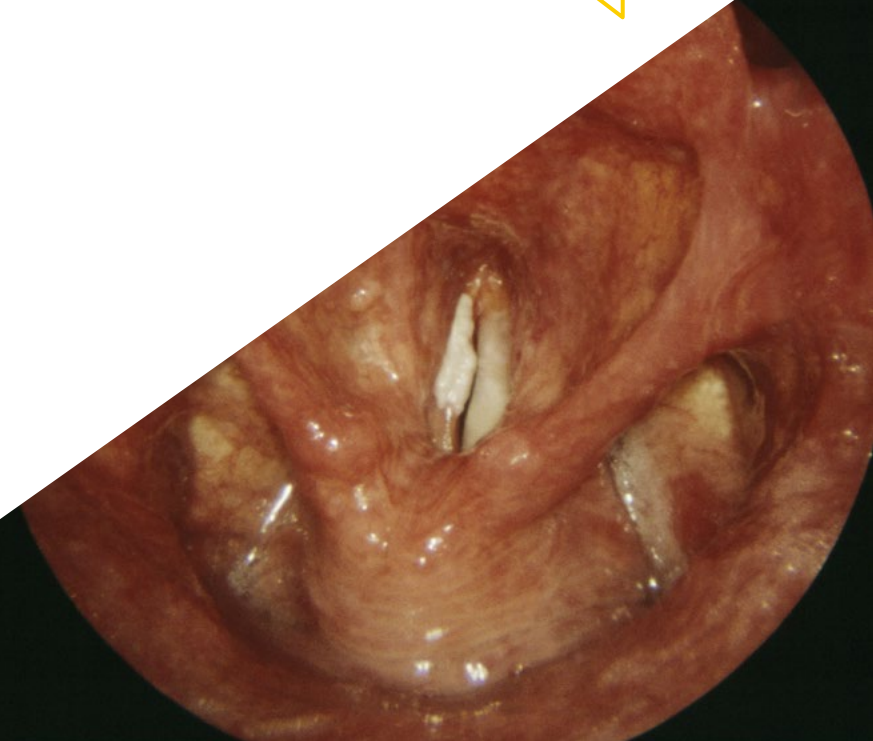
Its teaching staff includes professionals belonging to the field of Ophthalmological, Otorhinolaryngological and Oral Cavity Infections in the Emergency Department, who bring to this specialization the experience of their work, as well as recognized specialists from leading scientific societies.

The multimedia content, developed with the latest educational technology, will provide the professional with situated and contextual learning, i.e., a simulated environment that will provide an immersive training experience designed to train for real-life situations.

The design of this program focuses on Problem-Based Learning, by means of which the nurse must try to solve the different professional practice situations that arise throughout the academic year. For this purpose, the professional will be assisted by an innovative interactive video system developed by renowned experts in the field of Ophthalmologic, Otorhinolaryngologic and Oral Cavity Infections in the Emergency Department with extensive teaching experience.

*Increase your confidence in decision making by updating your knowledge through this program.*

*Make the most of this opportunity to learn about the latest advances in Ophthalmologic, Otorhinolaryngologic and Oral Cavity infections in the Emergency Department and improve the care of your patients.*





# 02

# Objectives

The Postgraduate Certificate in Ophthalmological, Otorhinolaryngological and Oral Cavity Infections in the Emergency Department for Nursing is oriented to facilitate the performance of the nurse dedicated to the treatment of urgent infectious pathology in all its areas, but especially in the Emergency Department.







“

*Train yourself with the use of the latest educational technology, to contribute with quality and safety to decision making and patient care"*

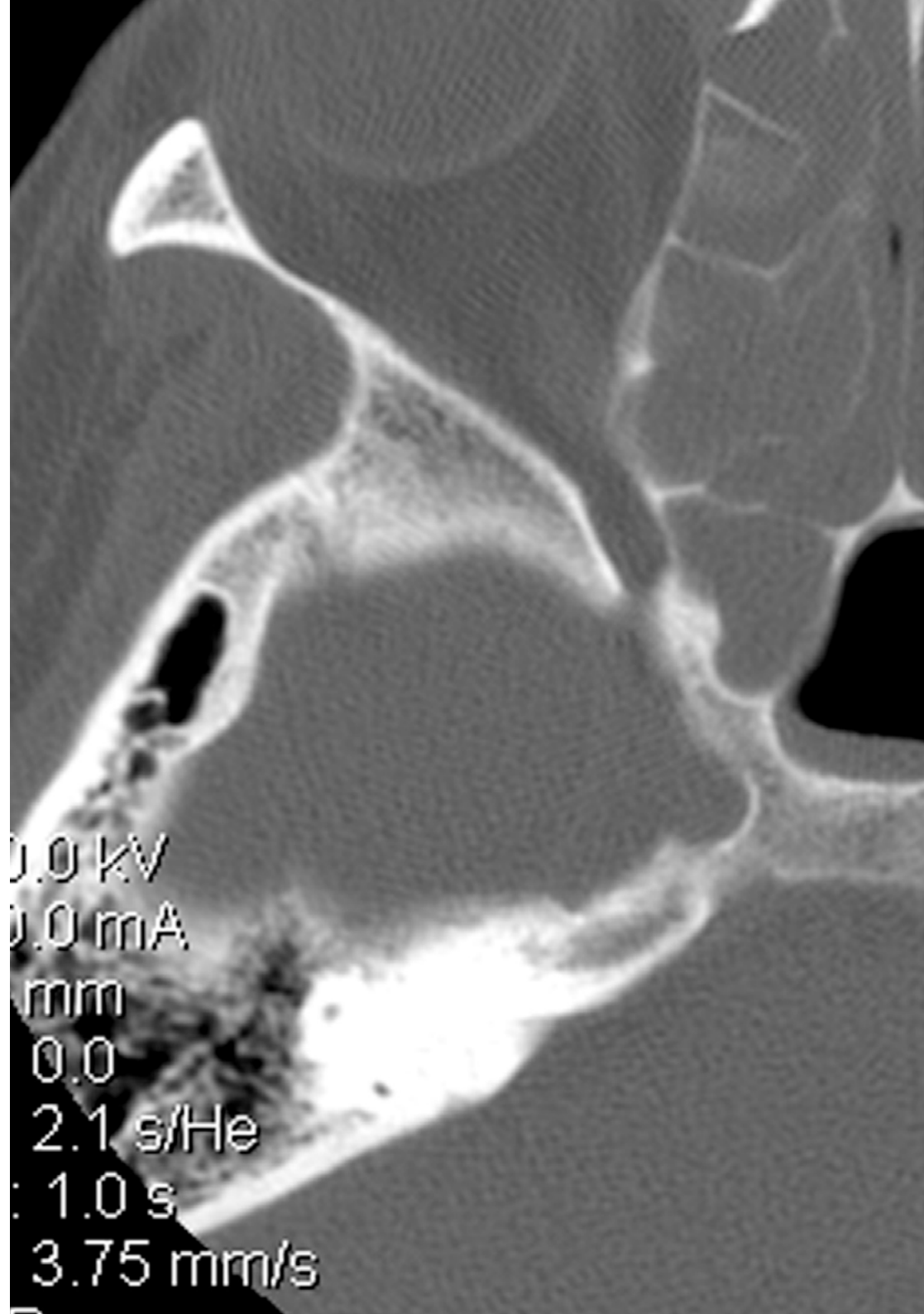


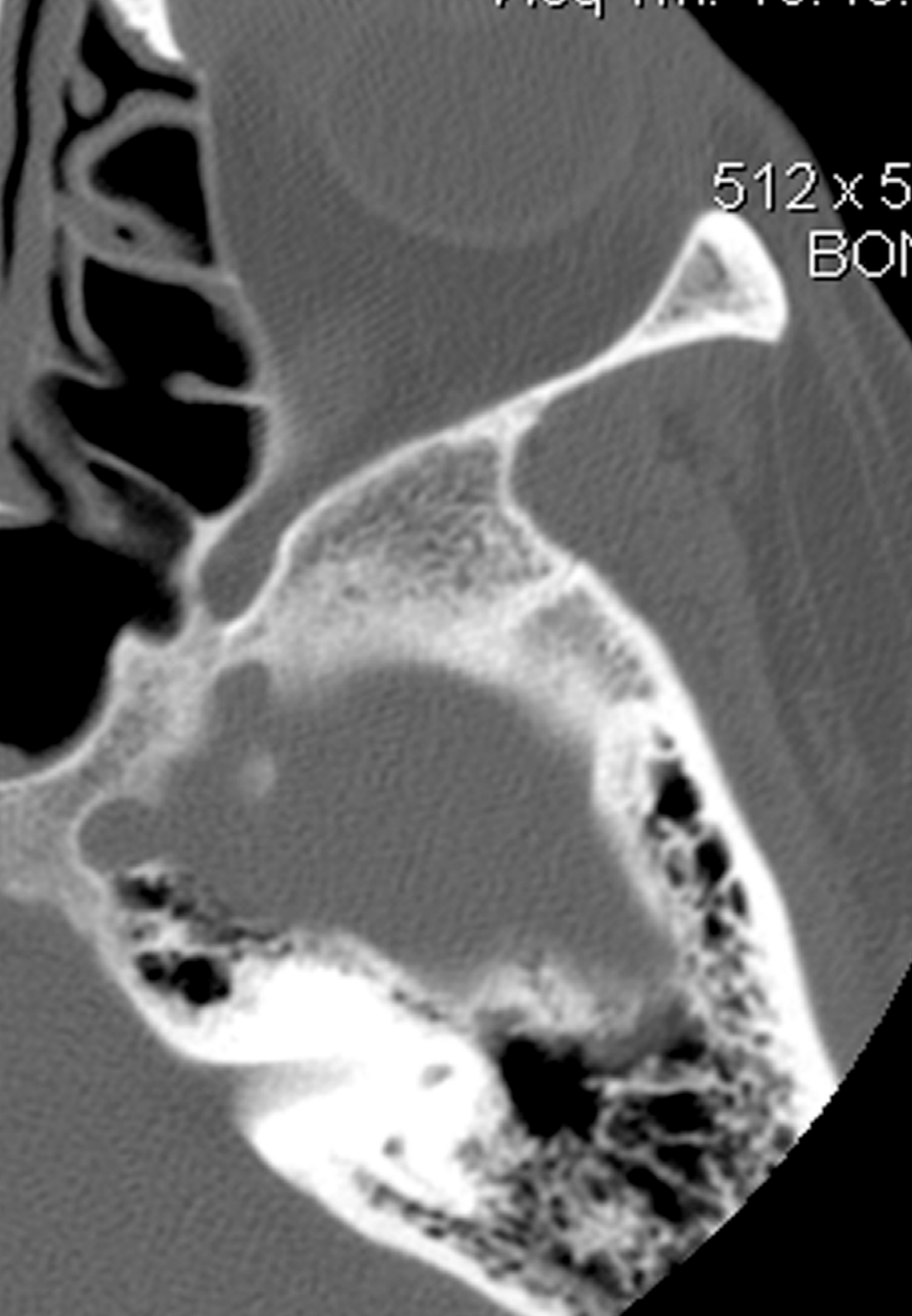
## General Objectives

- Provide the theoretical knowledge necessary to understand the environment in which professional care is given to patients with infectious diseases
- Provide the appropriate treatment in the different cases of infectious diseases
- Gain in-depth understanding of the areas in which professionals must be trained, in order for them to be able to provide the best practice when treating infectious diseases



*Make the most of the opportunity and take the step to get up to date on the latest developments in Ophthalmologic, Otorhinolaryngologic and Oral Cavity Infections in the Emergency Department"*





## Specific Objectives

---

- ◆ Explain the diagnosis and treatment of Pharyngodonsillitis in the Emergency Department
- ◆ Explain the diagnosis and treatment of Tracheitis, Laryngitis and Epiglottitis in the Emergency Department
- ◆ Explain the diagnosis and treatment of Otitis externa, Otitis media and Mastoiditis in the Emergency Department
- ◆ Explain the diagnosis and treatment of sinusitis in the Emergency Department
- ◆ Explain the diagnosis and treatment of Peritonsillar and Pararotropharyngeal Abscess in the Emergency Department
- ◆ Explain the diagnosis and treatment of Odontogenic Infections in the Emergency Department
- ◆ Explain the diagnosis and treatment of Mucositis and Stomatitis in the Emergency Department
- ◆ Explain the diagnosis and treatment of Salivary Gland Infections in the Emergency Department
- ◆ Explain the diagnosis and treatment of Cervical Adenitis in the Emergency Department. Embryonic Cyst infections. Suppurative Thyroiditis
- ◆ Explain the diagnosis and treatment of Conjunctivitis and Keratitis in the Emergency Department
- ◆ Explain the diagnosis and treatment of Uveitis, Endophthalmitis, and Retinitis in the Emergency Department
- ◆ Explain the diagnosis and treatment of periocular infections in the Emergency Department
- ◆ Explain the diagnosis and treatment of Palpebral Infections in the Emergency Department
- ◆ Explain the diagnosis and treatment of Lacrimal Tract Infections in the Emergency Department
- ◆ Explain the diagnosis and treatment of Orbital Cellulitis in the Emergency Department.



03

# Course Management

The program includes in its teaching staff reference specialists in Ophthalmologic, Otorhinolaryngologic and Oral Cavity Infections in the Emergency Department and other related areas, who bring to this training the experience of their work. Additionally, other recognized specialists participate in its design and preparation, which means that the program is developed in an interdisciplinary manner.





“

*Learn from leading professionals the latest advances in procedures in the field of Ophthalmologic, Otorhinolaryngologic and Oral Cavity Infections"*

## Management



### Dr. García del Toro, Miguel

- ♦ PhD in Medicine from the University of Valencia
- ♦ Head of the Infectious Diseases Unit at the General University Hospital Consortium of Valencia.
- ♦ 50 national and international publications in journals and books, 33 of them indexed in Pubmed and/or Scopus.
- ♦ President Congress of the National Group for the Study of Hepatitis of the Society of Infectious Diseases and Clinical Microbiology 2017.
- ♦ More than 200 communications at national and international congresses in the specialty of Infectious Diseases, HIV and Viral Hepatitis.
- ♦ Main investigator of some twenty clinical trials and/or research projects.



### Ms. García Rodríguez, Magdalena

- ♦ Degree in Medicine and Surgery
- ♦ Specialist in Internal Medicine
- ♦ Attending Physician in the Infectious Diseases Unit and the Consorcio General Hospital Valencia
- ♦ Head of the International Health and Travel Advice Section
- ♦ Author of several publication and research projects
- ♦ Founding member and advisor of the Chagas Disease Association of the Valencian Community
- ♦ Member of a vaccine study group for the Spanish Society of Infectious Diseases and Clinical Microbiology.
- ♦ Member of a Malaria study group for the Spanish Society of Infectious Diseases and Clinical Microbiology.



### **Ms. Ricart Olmos, María del Carmen**

- ◆ Degree in Medicine and Surgery
- ◆ Specialist in Internal Medicine
- ◆ Attending Physician in the Infectious Diseases Unit and the Consorcio General University Hospital, Valencia
- ◆ Author of several publication and research projects
- ◆ Editor of the Consensus Document on Age and Human Immunodeficiency Virus Infection Expert Group of the Secretariat of the National AIDS Plan (SPNS), Spanish Society of Geriatrics and Gerontology (SEGG)
- ◆ Master's Degree in Infectious Diseases in Intensive Care

# 04

# Structure and Content

The structure of the contents has been designed by a team of professionals from the best hospitals and universities, aware of the relevance of this specialization in order to intervene in the diagnosis, treatment and monitoring of Ophthalmological, Otorhinolaryngological and Oral Cavity Infections in the Emergency Department, and committed to quality teaching through new educational technologies.







“

*This Postgraduate Certificate contains the most complete and up-to-date scientific program on the market”*

**Module 1. Infections of Organs and Apparatus (I): ORL, Head and Neck, Ophthalmological**

- 1.1. Pharyngotonsillitis
  - 1.1.1. General Concept and Classification
- 1.2. Oral Cavity, Head and Neck Infections
  - 1.2.1. Plaque Gingivitis
  - 1.2.2. GUNA
  - 1.2.3. Oral TB
  - 1.2.4. Oral Syphilis
  - 1.2.5. Oral Mycosis
  - 1.2.6. Viral Infections
- 1.3. Otitis Externa, Media and Mastoiditis
  - 1.3.1. Diffuse Otitis Externa and Circumscribed Otitis Externa (Boils)
  - 1.3.2. Otomycosis
  - 1.3.3. Malignant Otitis Externa
  - 1.3.4. Optic Herpes
  - 1.3.5. Bullous Myringitis
  - 1.3.6. Acute Otitis Media
  - 1.3.7. Mastoiditis
- 1.4. Sinusitis
  - 1.4.1. Pathophysiology
  - 1.4.2. Classification According to Etiology and Severity
  - 1.4.3. Symptoms
  - 1.4.4. Diagnosis
  - 1.4.5. Complementary Tests
  - 1.4.6. Treatment
  - 1.4.7. Complications
- 1.5. Peritonsillar, Parapharyngeal and Retropharyngeal Abscesses
  - 1.5.1. Peritonsillar Abscess
  - 1.5.2. Parapharyngeal Space Infection
  - 1.5.3. Retropharyngeal Space Infection



- 1.6. Dental Infections
  - 1.6.1. Etiological Factors
  - 1.6.2. Aetiopathogenesis.
  - 1.6.3. Clinical symptoms
  - 1.6.4. Diagnosis
  - 1.6.5. Treatment
- 1.7. Mucositis and Stomatitis
  - 1.7.1. Trauma Lesions
  - 1.7.2. Lesions Caused by Chemical Agents
  - 1.7.3. Allergic Stomatitis
  - 1.7.4. Oral Drug Ulcers by Unknown Mechanisms
  - 1.7.5. Gingival Alterations Caused by Drugs
  - 1.7.6. Facial Reaction to Aesthetic Fillers
  - 1.7.7. Oral Lesions Caused by Cocaine
  - 1.7.8. Oral Mucosal Dyschromias due to Exogenous Pigmentation
  - 1.7.9. Injuries Caused by Physical Agents
  - 1.7.10. Recurrent Aphthous Stomatitis
  - 1.7.11. Erythema Multiform
- 1.8. Infection of Salivary Glands
  - 1.8.1. General Aspects. Anamnesis and Examination Complementary Methods
  - 1.8.2. Viral Infection
  - 1.8.3. Bacterial Infections
  - 1.8.4. Sialodochitis or Obstructive Pathology of the Salivary Glands
- 1.9. Acute Laryngitis and Epiglottitis
  - 1.9.1. Acute Laryngitis
  - 1.9.2. Tuberculous Laryngitis
  - 1.9.3. Epiglottitis
- 1.10. Conjunctivitis and Keratitis
  - 1.10.1. Infectious Conjunctivitis
  - 1.10.2. Concept and General Considerations
  - 1.10.3. Bacterial Conjunctivitis
  - 1.10.4. Viral Conjunctivitis
  - 1.10.5. Mycotic or Parasitic Conjunctivitis
  - 1.10.6. Infectious Keratitis
  - 1.10.7. Concept and General Considerations
  - 1.10.8. Bacterial Keratitis
  - 1.10.9. Viral Keratitis
  - 1.10.10. Mycotic Keratitis
  - 1.10.11. Acanthamoeba Keratitis
- 1.11. Uveitis, Endophthalmitis, and Retinitis
  - 1.11.1. Uveitis: Concepts and Classification
  - 1.11.2. Parasitic Uveitis
  - 1.11.3. Viral Uveitis
  - 1.11.4. Fungal Uveitis
  - 1.11.5. Bacterial Uveitis
- 1.12. Periocular Infections
  - 1.12.1. Styne
  - 1.12.2. Chronic Canaliculitis
  - 1.12.3. Acute Dacryocystitis
  - 1.12.4. Preseptal Cellulitis
  - 1.12.5. Postseptal (orbital) Cellulitis
  - 1.12.6. Acute Dacryoadenitis: Inflammation of the Lacrimal Gland
  - 1.12.7. Viral Infections
  - 1.12.8. Other Periocular Infections



*A unique, key and decisive training experience to boost your professional development"*



05

# Methodology

This academic program offers students a different way of learning. Our methodology uses a cyclical learning approach: **Relearning**.

This teaching system is used, for example, in the most prestigious medical schools in the world, and major publications such as the **New England Journal of Medicine** have considered it to be one of the most effective.





“

*Discover Relearning, a system that abandons conventional linear learning, to take you through cyclical teaching systems: a way of learning that has proven to be extremely effective, especially in subjects that require memorization"*

## At TECH Nursing School we use the Case Method

In a given situation, what should a professional do? Throughout the program, students will face multiple simulated clinical cases, based on real patients, in which they will have to do research, establish hypotheses, and ultimately resolve the situation. There is an abundance of scientific evidence on the effectiveness of the method. Nurses learn better, faster, and more sustainably over time.

*With TECH, nurses can experience a learning methodology that is shaking the foundations of traditional universities around the world.*



According to Dr. Gérvas, the clinical case is the annotated presentation of a patient, or group of patients, which becomes a "case", an example or model that illustrates some peculiar clinical component, either because of its teaching power or because of its uniqueness or rarity. It is essential that the case is based on current professional life, in an attempt to recreate the real conditions in professional nursing practice.

“

*Did you know that this method was developed in 1912, at Harvard, for law students? The case method consisted of presenting students with real-life, complex situations for them to make decisions and justify their decisions on how to solve them. In 1924, Harvard adopted it as a standard teaching method”*

The effectiveness of the method is justified by four fundamental achievements:

1. Nurses who follow this method not only grasp concepts, but also develop their mental capacity, by evaluating real situations and applying their knowledge.
2. The learning process has a clear focus on practical skills that allow the nursing professional to better integrate knowledge acquisition into the hospital setting or primary care.
3. Ideas and concepts are understood more efficiently, given that the example situations are based on real-life.
4. Students like to feel that the effort they put into their studies is worthwhile. This then translates into a greater interest in learning and more time dedicated to working on the course.



## Relearning Methodology

At TECH we enhance the case method with the best 100% online teaching methodology available: Relearning.

This university is the first in the world to combine case studies with a 100% online learning system based on repetition combining a minimum of 8 different elements in each lesson, which is a real revolution compared to the simple study and analysis of cases.



*The nurse will learn through real cases and by solving complex situations in simulated learning environments. These simulations are developed using state-of-the-art software to facilitate immersive learning.*



At the forefront of world teaching, the Relearning method has managed to improve the overall satisfaction levels of professionals who complete their studies, with respect to the quality indicators of the best online university (Columbia University).

With this methodology we have trained more than 175,000 nurses with unprecedented success in all specialities regardless of practical workload. Our pedagogical methodology is developed in a highly competitive environment, with a university student body with a strong socioeconomic profile and an average age of 43.5 years old.

*Relearning will allow you to learn with less effort and better performance, involving you more in your specialization, developing a critical mindset, defending arguments, and contrasting opinions: a direct equation to success.*

In our program, learning is not a linear process, but rather a spiral (learn, unlearn, forget, and re-learn). Therefore, we combine each of these elements concentrically.

The overall score obtained by TECH's learning system is 8.01, according to the highest international standards.



This program offers the best educational material, prepared with professionals in mind:



### Study Material

All teaching material is produced by the specialists who teach the course, specifically for the course, so that the teaching content is really specific and precise.

These contents are then applied to the audiovisual format, to create the TECH online working method. All this, with the latest techniques that offer high quality pieces in each and every one of the materials that are made available to the student.



### Nursing Techniques and Procedures on Video

We introduce you to the latest techniques, to the latest educational advances, to the forefront of current medical techniques. All of this in direct contact with students and explained in detail so as to aid their assimilation and understanding. And best of all, you can watch them as many times as you want.



### Interactive Summaries

The TECH team presents the contents attractively and dynamically in multimedia lessons that include audio, videos, images, diagrams, and concept maps in order to reinforce knowledge.

This exclusive educational system for presenting multimedia content was awarded by Microsoft as a "European Success Story".



### Additional Reading

Recent articles, consensus documents and international guidelines, among others. In TECH's virtual library, students will have access to everything they need to complete their course.





#### Expert-Led Case Studies and Case Analysis

Effective learning ought to be contextual. Therefore, TECH presents real cases in which the expert will guide students, focusing on and solving the different situations: a clear and direct way to achieve the highest degree of understanding.



#### Testing & Retesting

We periodically evaluate and re-evaluate students' knowledge throughout the program, through assessment and self-assessment activities and exercises, so that they can see how they are achieving their goals.



#### Classes

There is scientific evidence suggesting that observing third-party experts can be useful.

Learning from an Expert strengthens knowledge and memory, and generates confidence in future difficult decisions.



#### Quick Action Guides

TECH offers the most relevant contents of the course in the form of worksheets or quick action guides. A synthetic, practical, and effective way to help students progress in their learning.





# 06 Certificate

The Postgraduate Certificate in Ophthalmologic, Otorhinolaryngologic and Oral Cavity Infections in the Emergency Department for Nursing guarantees, in addition to the most rigorous and up-to-date training, access to a certificate issued by TECH Technological University.





“

*Successfully complete this training and receive your university certificate without the hassle of travel or paperwork”*

This **Postgraduate Certificate in Ophthalmologic, Otorhinolaryngologic and Oral Cavity Infections in the Emergency Department for Nursing** contains the most complete and up-to-date scientific program on the market.

After the student has passed the assessments, they will receive their corresponding **Postgraduate Certificate** issued by **TECH Technological University** via tracked delivery\*.

The certificate issued by **TECH Technological University** will reflect the qualification obtained through the Postgraduate Certificate, and meets the requirements commonly demanded by labor exchanges, competitive examinations, and professional career evaluation committees.

Title: **Postgraduate Certificate in Ophthalmologic, Otorhinolaryngologic and Oral Cavity Infections in the Emergency Department for Nursing**

Official N° of Hours: **125 h.**



\*Apostille Convention. In the event that the student wishes to have their paper certificate issued with an apostille, TECH EDUCATION will make the necessary arrangements to obtain it, at an additional cost.

future  
health confidence people  
education information tutors  
guarantee accreditation teaching  
institutions technology learning



## Postgraduate Certificate

Ophthalmologic, Otorhinolaryngologic  
and Oral Cavity Infections in the  
Emergency Department for Nursing

- » Modality: online
- » Duration: 8 weeks
- » Certificate: TECH Technological University
- » Dedication: 16h/week
- » Schedule: at your own pace
- » Exams: online

# Postgraduate Certificate

Ophthalmologic,  
Otorhinolaryngologic and  
Oral Cavity Infections in the  
Emergency Department for  
Nursing