

Postgraduate Certificate Neonatal Emergencies for Midwives





Postgraduate Certificate Neonatal Emergencies for Midwives

- » Modality: online
- » Duration: 6 weeks
- » Certificate: TECH Global University
- » Credits: 6 ECTS
- » Schedule: at your own pace
- » Exams: online

Website: www.techtute.com/us/nursing/postgraduate-certificate/neonatal-emergencies-midwives

Index

01

Introduction

p. 4

02

Objectives

p. 8

03

Course Management

p. 12

04

Structure and Content

p. 16

05

Methodology

p. 20

06

Certificate

p. 28

01

Introduction

The first few days of a neonate's life are key. Complications of a neurological nature, metabolic alterations, congenital heart disease or other adversities may arise for which the midwife must be prepared, as many of them are referred directly to the neonatology service. Since this area covers a considerable field of pathologies, it is important to keep the knowledge of midwives up to date, as advances and developments are constantly taking place. In this regard, this university program offers a preferential academic opportunity to deepen and update your knowledge in the field of Neonatal Emergencies. With a flexible and convenient format, the midwife will be able to combine it perfectly with the most demanding professional activity.





“

Incorporate into your daily practice the most important advances in intrapartum asphyxia, surgical emergencies and Rh Isoimmunization in Neonatal Emergencies"

From an exhaustive analysis of prematurity to the different pathologies that can derive from it, the midwife must have a series of advanced knowledge in this area, since it falls within their competencies to care for the healthy child up to 28 days of life. During this particularly fragile period for newborns, interventions must be rapid and precise if various complications occur.

This is precisely where the improvement of the midwife's competencies and up-to-date knowledge comes into play. This university TECH program focuses on the most important areas of action in Neonatal Emergencies, bringing together the most important advances made in recent years.

In addition, the teaching staff, made up of professionals with vast experience in the field, have compiled the most effective clinical practice. In this way, the midwife has access to both the most recent scientific findings and the necessary and current practical vision in the most demanding Neonatal Emergency Departments.

All of this is favored by a completely online format, with no fixed schedules or face-to-face classes. The midwives themselves are the ones who distribute their study time, being able to download the entire syllabus from the first day.

This **Postgraduate Certificate in Neonatal Emergencies for Midwives** is the most complete and up-to-date educational program on the market. The most important features include:

- ♦ Practical cases presented by experts in Neonatal Emergencies for Midwives
- ♦ The graphic, schematic, and eminently practical contents with which they are created, provide scientific and practical information on the disciplines that are essential for professional practice
- ♦ Practical exercises where self-assessment can be used to improve learning
- ♦ Its special emphasis on innovative methodologies
- ♦ Theoretical lessons, questions to the expert, debate forums on controversial topics, and individual reflection assignments
- ♦ Content that is accessible from any fixed or portable device with an Internet connection



Access high quality teaching material, full of multimedia resources and complementary readings to further expand on each topic covered"

“

Deepen knowledge and modernize understanding of the necessary keys regarding neurological problems in neonates, metabolic disorders and congenital metabolic errors"

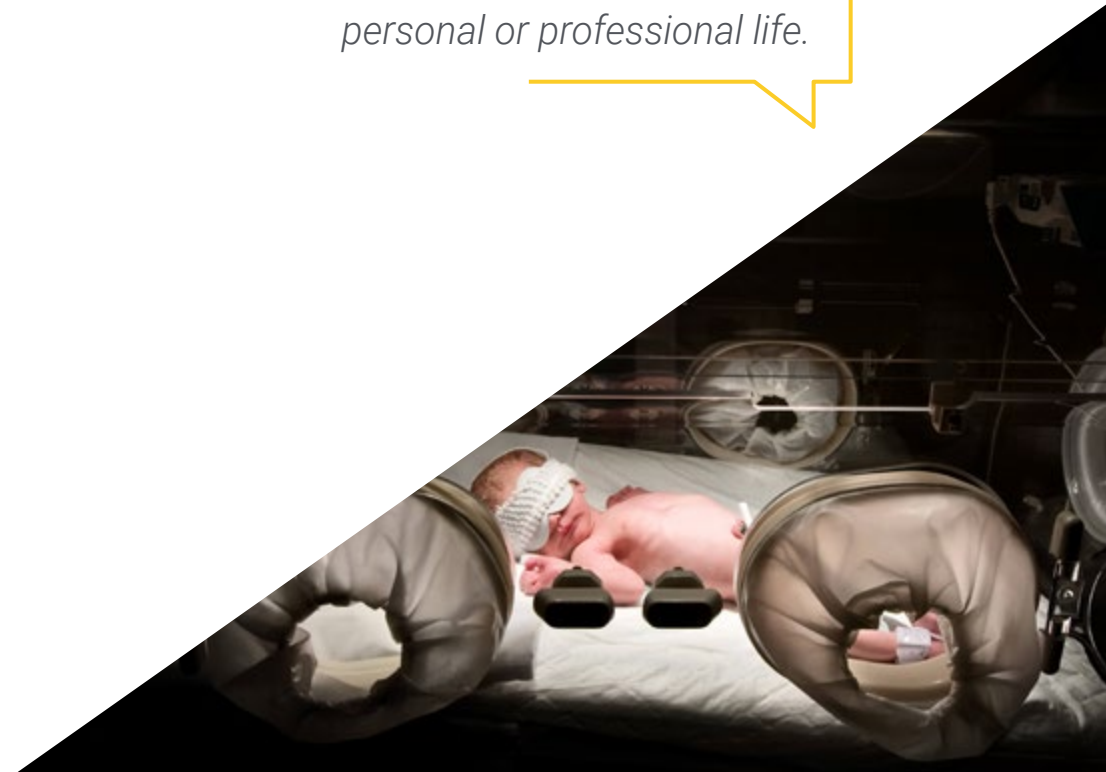
The program's teaching staff includes professionals from the sector who contribute their work experience to this training program, as well as renowned specialists from leading societies and prestigious universities.

The multimedia content, developed with the latest educational technology, will provide the professional with situated and contextual learning, i.e., a simulated environment that will provide immersive training programmed to train in real situations.

This program is designed around Problem Based Learning, whereby the professional must try to solve the different professional practice situations that arise during the academic year. For this purpose, the student will be assisted by an innovative interactive video system created by renowned and experienced experts.

Update your knowledge with a syllabus created by professionals who know the area of Neonatal Emergencies firsthand, giving you the practical perspective necessary for all the scientific theory covered.

You decide when, where and how to take on the full course load, without having to sacrifice any aspect of your personal or professional life.



02 Objectives

Since the first 28 days of the newborn is a direct responsibility of the midwife, it is important that they have all the necessary knowledge to act quickly in case of emergencies. This program focuses on the most common pathologies and alterations in neonates, as well as on the advances made in the most urgent areas of this field, in order to offer midwives a useful and exhaustive compendium when looking for a very specific refresher course.





“

Join the largest online academic institution in the world, with a technical and teaching team committed to helping you achieve your professional development goals”



General objectives

- ♦ Detect the different obstetric emergencies during pregnancy, delivery and puerperium early on, in order to perform an up-to-date approach and achieve a satisfactory outcome to be able to reduce maternal-fetal morbimortality
- ♦ Be able to perform specialist care in each urgent obstetric pathology
- ♦ Acquire competencies for emergency neonatal care when the obstetric pathology involves the maternal-fetal binomial





Specific objectives

- ◆ Recognize and initiate early management of urgent situations that may occur during the neonatal period
- ◆ Demonstrate competency in the application of midwifery care in these situations

“

You will refine your approach methods in Neonatal Emergencies with the advances and developments that you will learn throughout the program”

03

Course Management

The teaching team in charge of this university program gathers key experience in the field of Neonatal Emergencies. This provides greater depth and contextualization to all the teaching materials written, since not only the most recent scientific theories are provided, but also real clinical cases and successful approaches contrasted in the most prestigious Neonatal Emergency Departments.





“

You will have personalized tutoring throughout the program, and you will be able to ask all your questions directly to the teaching staff"

International Guest Director

Dr. Olivier Picone is a leading international expert in the field of Obstetrics and Prenatal Diagnostics. Indeed, his expertise has focused on a wide range of techniques, including screening and diagnostic ultrasound, amniocentesis and trophoblast biopsies. In this regard, he has contributed significantly to the advancement of maternal and fetal medical care.

In addition to his clinical work, he has played important roles in leading health organizations in France. For instance, as President of the French Federation of Prenatal Diagnostic Centers of the CPDPN, he has led initiatives to improve the quality and accessibility of prenatal diagnostic services beyond the country's borders.

Likewise, his commitment to research and prevention of viral infections during pregnancy has led him to publish numerous articles and to participate in working groups of international renown, such as the High Authority of Health and the High Council of Public Health. His research interests include Obstetrics, Gynecology, Gynecological Surgery, Obstetric Surgery, Gynecological Ultrasound, Pathological Pregnancy and Obstetric Ultrasound. In this way, his dedication to critical issues, such as CMV and Zika, has been fundamental in developing management protocols and clinical recommendations.

Also, it is worth mentioning his position as President of the Research Group on Infections during Pregnancy (GRIG), being co-author of academic reference books, such as Maternal Pathologies and Pregnancy, contributing significantly to scientific knowledge in his field. Likewise, his leadership in the creation of the University Diploma in Infectious Diseases of Pregnant Women has demonstrated his commitment to medical education and the strengthening of perinatal care worldwide.



Dr. Picone, Olivier

- President of the French Federation of Prenatal Diagnostic Centers of the CPDPN, Paris, France
- President of the Research Group on Infections during Pregnancy (GRIG)
- Gynecologist, Obstetrician and Head of Prenatal Diagnosis in public and private practices
- Specialist in Obstetrical Gynecology at the University of Paris Cité
- Qualified to Conduct Research (HDR) by the University of Paris Cité
- Doctor in Medicine by the University of Paris Cité
- Member of: French National College of Obstetrical Gynecologists (CNGOF), Women's Health Fund, Foch Hospital Foundation, French Fetal Medicine Club at the French College of Fetal Ultrasound (CNGOF)



Thanks to TECH, you will be able to learn with the best professionals in the world"

Management



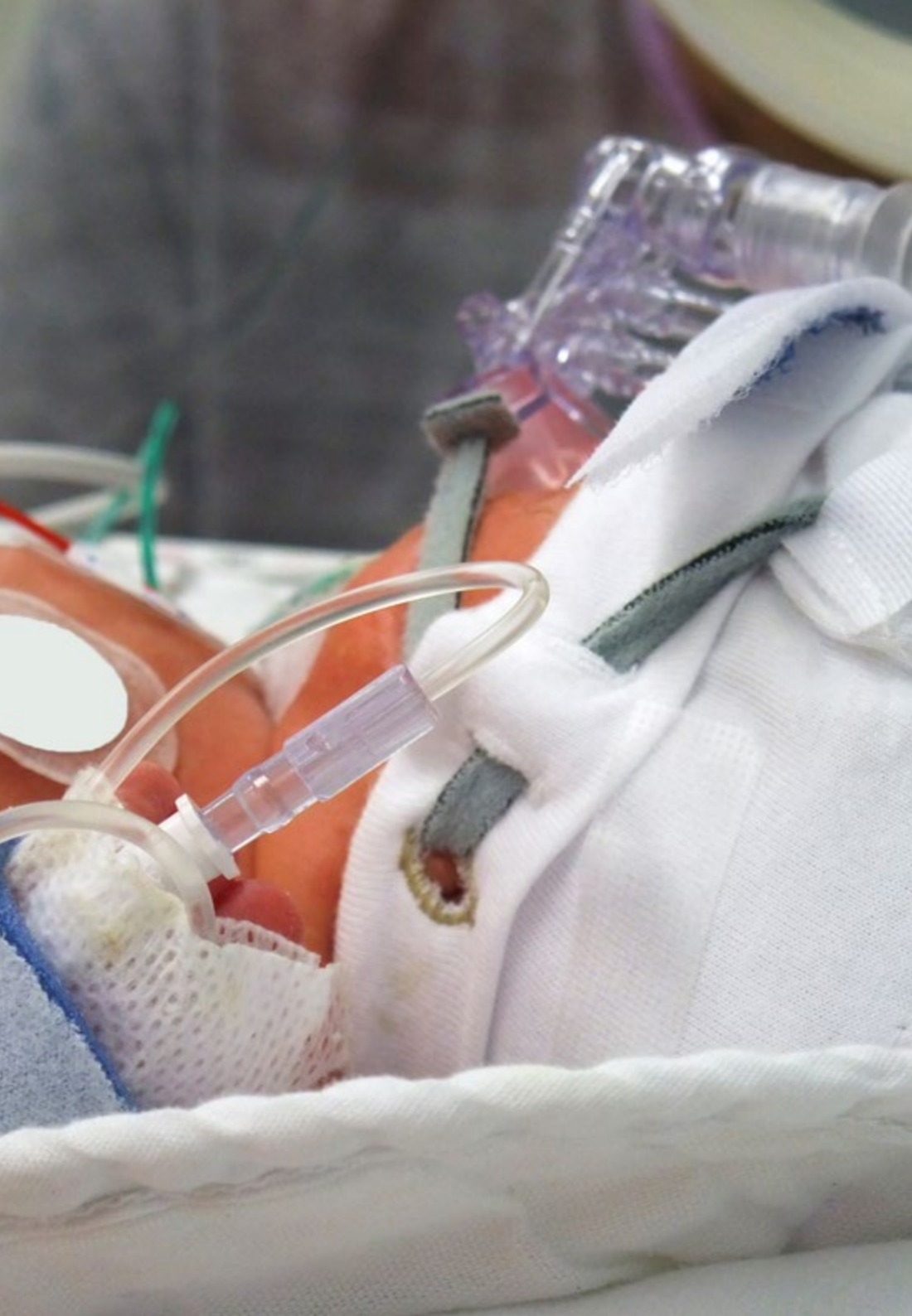
Ms. Fernández López-Mingo, Raquel Desirée

- ♦ Midwife in Gregorio Marañón General University Hospital and San Rafael Hospital
- ♦ Midwife in the Cerro Almodóvar Health Center in Madrid
- ♦ Degree in Nursing from the Complutense University of Madrid
- ♦ EIR of Nursing at the Gregorio Marañón General University Hospital
- ♦ Master's Degree in Integration and Critical Problem Solving in Nursing from the University of Alcalá de Henares



Ms. Muñoz Serrano, María del Carmen

- ♦ Midwife in the Sureste University Hospital, in Arganda del Rey and the HLA Moclóa Hospital in Madrid
- ♦ Midwife at the Infanta Sofía Hospital in San Sebastián de los Reyes
- ♦ Midwife in VITHAS Pardo Aravaca
- ♦ Midwife at the University Hospital HM Nuevo Belén
- ♦ Midwife at the Gregorio Marañón Hospital
- ♦ Degree in Nursing from the University of Granada
- ♦ EIR of Obstetrics and Gynecology at the Gregorio Marañón General University Hospital
- ♦ Master's Degree in Integration and Critical Problem Solving in Nursing from the University of Alcalá de Henares
- ♦ Postgraduate Diploma in Gynecologic, Obstetric and Neonatal Emergencies at the Catholic University of Ávila



Professors

Ms. Durán Sierra, Sonia

- ◆ Midwife in the Ortigueira Health Center in A Coruña
- ◆ Midwife in various health centers of Ferrol
- ◆ Midwife in Entrevías Health Center
- ◆ Degree in Nursing from the A Coruña University
- ◆ EIR of Obstetrics and Gynecology at the Gregorio Marañón University Hospital
- ◆ Postgraduate Diploma for Midwives in Gynecologic, Obstetric and Neonatal Emergencies at the Catholic University of Ávila

04

Structure and Content

This Postgraduate Certificate has been structured in such a way that all its contents are presented in an orderly, concise and precise manner. Thus, this has an impact on the usefulness of the teaching material itself as an advanced reference repertoire, even after completing the degree. The high quality of the audiovisual content, provided in the form of detailed lessons and teaching summaries, is a great advantage for the midwife, who will have several ways of studying in order to update all their knowledge.



“

Each topic covered throughout the program contains numerous audiovisual resources and self-awareness exercises that will greatly help you to reduce your teaching load"

Module 1. Neonatal Emergencies

- 1.1. Rh Isoimmunization
 - 1.1.1. Etiology and Risk Factors
 - 1.1.2. Diagnosis
 - 1.1.3. Effects on the Fetus
 - 1.1.4. Importance of Prevention in Obstetric Emergencies
- 1.2. Neonatal Infection
- 1.3. Surgical Emergencies
 - 1.3.1. Traumatology
 - 1.3.2. Digestive: Esophageal Atresia
 - 1.3.3. Umbilical
 - 1.3.4. Urogenital
 - 1.3.5. Neurological: Neural Tube Defects and Hydrocephalus
 - 1.3.6. Diaphragmatic Hernia
- 1.4. Neurological Problems
 - 1.4.1. Seizures
 - 1.4.2. Intrapartum Asphyxia. Hypoxic-Ischemic Encephalopathy
- 1.5. Metabolic Alterations
 - 1.5.1. Hyperglycemia
 - 1.5.2. Hypoglycemia
- 1.6. Congenital Metabolic Disorders
- 1.7. Anaemia. Polycythemia. Hyperbilirubinemia
- 1.8. Congenital Heart Disease
- 1.9. Respiratory Pathology
- 1.10. Prematurity





“

The virtual classroom will be available 24 hours a day, and you can access it from the comfort of your smartphone, tablet or computer of choice"

05

Methodology

This training program offers a different way of learning. Our methodology uses a cyclical learning approach: ***Re-learning***.

This teaching system is used, for example, in the most prestigious medical schools in the world, and major publications such as the ***New England Journal of Medicine*** have considered it to be one of the most effective.



“

Discover Re-learning, a system that abandons conventional linear learning, to take you through cyclical teaching systems: a way of learning that has proven to be extremely effective, especially in subjects that require memorization"

At TECH Nursing School we use the Case Method

In a given situation, what should a professional do? Throughout the program, students will face multiple simulated clinical cases, based on real patients, in which they will have to do research, establish hypotheses, and ultimately resolve the situation. There is an abundance of scientific evidence on the effectiveness of the method. Nurses learn better, faster, and more sustainably over time.

With TECH, nurses can experience a learning methodology that is shaking the foundations of traditional universities around the world.



According to Dr. Gérvas, the clinical case is the annotated presentation of a patient, or group of patients, which becomes a "case", an example or model that illustrates some peculiar clinical component, either because of its teaching power or because of its uniqueness or rarity. It is essential that the case is based on current professional life, in an attempt to recreate the real conditions in professional nursing practice.

“

Did you know that this method was developed in 1912, at Harvard, for law students? The case method consisted of presenting students with real-life, complex situations for them to make decisions and justify their decisions on how to solve them. In 1924, Harvard adopted it as a standard teaching method”

The effectiveness of the method is justified by four fundamental achievements:

1. Nurses who follow this method not only grasp concepts, but also develop their mental capacity, by evaluating real situations and applying their knowledge.
2. The learning process has a clear focus on practical skills that allow the nursing professional to better integrate knowledge acquisition into the hospital setting or primary care.
3. Ideas and concepts are understood more efficiently, given that the example situations are based on real-life.
4. Students like to feel that the effort they put into their studies is worthwhile. This then translates into a greater interest in learning and more time dedicated to working on the course.



Re-learning Methodology

At TECH we enhance the Harvard case method with the best 100% online teaching methodology available: Re-learning.

This university is the first in the world to combine case studies with a 100% online learning system based on repetition combining a minimum of 8 different elements in each lesson, which is a real revolution compared to the simple study and analysis of cases.



The nurse will learn through real cases and by solving complex situations in simulated learning environments. These simulations are developed using state-of-the-art software to facilitate immersive learning.

At the forefront of world teaching, the Re-learning method has managed to improve the overall satisfaction levels of professionals who complete their studies, with respect to the quality indicators of the best online university (Columbia University).

With this methodology we have trained more than 175.000 nurses with unprecedented success in all specialities regardless of practical workload. Our pedagogical methodology is developed in a highly competitive environment, with a university student body with a high socioeconomic profile and an average age of 43.5 years old.


Re-learning will allow you to learn with less effort and better performance, involving you more in your specialization, developing a critical mindset, defending arguments, and contrasting opinions: a direct equation to success.

In our program, learning is not a linear process, but rather a spiral (learn, unlearn, forget, and re-learn). Therefore, we combine each of these elements concentrically.

The overall score obtained by TECH's learning system is 8.01, according to the highest international standards.



This program offers the best educational material, prepared with professionals in mind:



Study Material

All teaching material is produced by the specialists who teach the course, specifically for the course, so that the teaching content is really specific and precise.

These contents are then applied to the audiovisual format, to create the TECH online working method. All this, with the latest techniques that offer high quality pieces in each and every one of the materials that are made available to the student.



Nursing Techniques and Procedures on Video

We introduce you to the latest techniques, to the latest educational advances, to the forefront of current medical techniques. All of this in direct contact with students and explained in detail so as to aid their assimilation and understanding. And best of all, you can watch them as many times as you want.



Interactive Summaries

The TECH team presents the contents attractively and dynamically in multimedia lessons that include audio, videos, images, diagrams, and concept maps in order to reinforce knowledge.

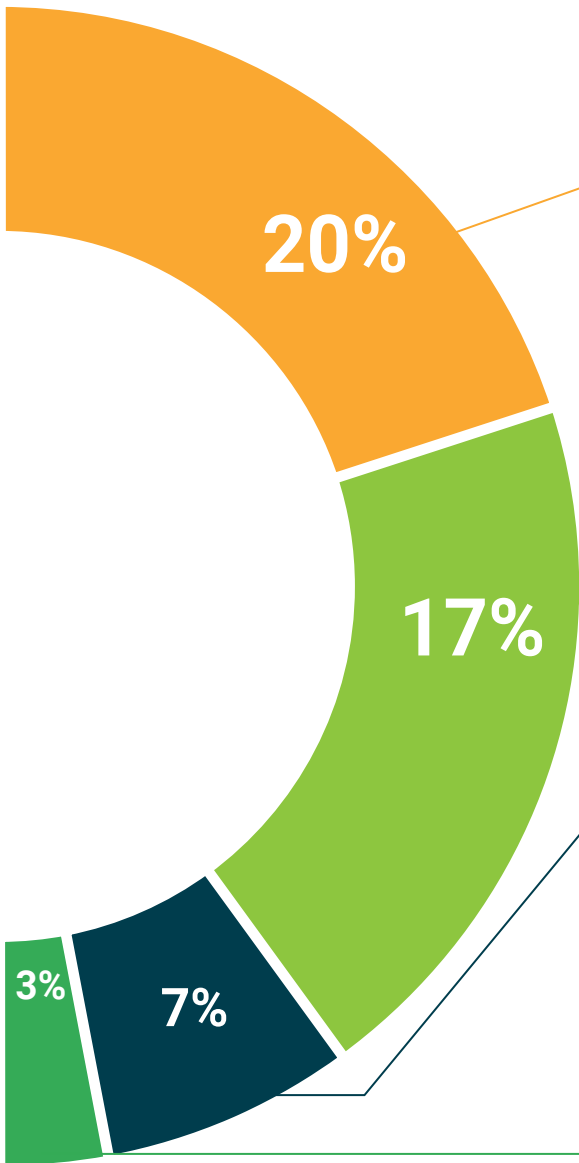
This exclusive multimedia content presentation training Exclusive system was awarded by Microsoft as a "European Success Story".



Additional Reading

Recent articles, consensus documents and international guidelines, among others. In TECH's virtual library, students will have access to everything they need to complete their course.





Expert-Led Case Studies and Case Analysis

Effective learning ought to be contextual. Therefore, TECH presents real cases in which the expert will guide students, focusing on and solving the different situations: a clear and direct way to achieve the highest degree of understanding.



Testing & Retesting

The student's knowledge is periodically assessed and re-assessed throughout the program, through evaluative and self-evaluative activities and exercises: in this way, students can check how they are doing in terms of achieving their goals.



Classes

There is scientific evidence suggesting that observing third-party experts can be useful.

Learning from an Expert strengthens knowledge and memory, and generates confidence in future difficult decisions.



Quick Action Guides

TECH offers the most relevant contents of the course in the form of worksheets or quick action guides. A synthetic, practical, and effective way to help students progress in their learning.



06 Certificate

The Postgraduate Certificate in Neonatal Emergencies for Midwives guarantees, in addition to the most rigorous and updated training, access to a qualification issued by TECH Global University.



“

*Successfully complete this training program
and receive your university certificate
without travel or laborious paperwork”*

This program will allow you to obtain your **Postgraduate Certificate in Neonatal Emergencies for Midwives** endorsed by **TECH Global University**, the world's largest online university.

TECH Global University is an official European University publicly recognized by the Government of Andorra ([official bulletin](#)). Andorra is part of the European Higher Education Area (EHEA) since 2003. The EHEA is an initiative promoted by the European Union that aims to organize the international training framework and harmonize the higher education systems of the member countries of this space. The project promotes common values, the implementation of collaborative tools and strengthening its quality assurance mechanisms to enhance collaboration and mobility among students, researchers and academics.

This **TECH Global University** title is a European program of continuing education and professional updating that guarantees the acquisition of competencies in its area of knowledge, providing a high curricular value to the student who completes the program.

Title: **Postgraduate Certificate in Neonatal Emergencies for Midwives**

Modality: **online**

Duration: **6 weeks**

Accreditation: **6 ECTS**



*Apostille Convention. In the event that the student wishes to have their paper diploma issued with an apostille, TECH Global University will make the necessary arrangements to obtain it, at an additional cost.

future
health confidence people
education information tutors
guarantee accreditation teaching
institutions technology learning
community commitment
personalized service innovation
knowledge present
development language
virtual classroom



Postgraduate Certificate
Neonatal Emergencies
for Midwives

- » Modality: online
- » Duration: 6 weeks
- » Certificate: TECH Global University
- » Credits: 6 ECTS
- » Schedule: at your own pace
- » Exams: online

Postgraduate Certificate Neonatal Emergencies for Midwives

