

Postgraduate Certificate

First Trimester Obstetric Emergencies for Midwives





Postgraduate Certificate First Trimester Obstetric Emergencies for Midwives

- » Modality: online
- » Duration: 6 weeks
- » Certificate: TECH Global University
- » Credits: 6 ECTS
- » Schedule: at your own pace
- » Exams: online

Website: www.techtute.com/us/nursing/postgraduate-certificate/first-trimester-obstetric-emergencies-midwives

Index

01

Introduction

p. 4

02

Objectives

p. 8

03

Course Management

p. 12

04

Structure and Content

p. 16

05

Methodology

p. 20

06

Certificate

p. 28

01

Introduction

During the first trimester of pregnancy a number of obstetric emergencies of various kinds may occur, ranging from abdominal and pelvic pain to metrorrhagia or trophoblastic disease. Also, during this period different types of abortion can occur, for which the midwives must be prepared with the most updated knowledge. This Postgraduate Certificate program compiles the main obstetric complications and conditions in the first trimester of pregnancy, contrasted with the most recent scientific postulates and technological advances. In this way, the midwives have a great academic opportunity to get up to date, because even the online format of the program allows them to combine it with the most demanding professional activity.



“

Get up to date in the treatment and complications derived from abortion, intrauterine hematomas and diagnosis of hyperemesis gravidarum"

During the first trimester of pregnancy, the midwives must deal not only with the health education of the pregnant woman herself, but also with the pathologies that may occur during this period. Having an updated knowledge in terms of treatments and approaches is a distinctive advantage to continue the course of pregnancy in a safe and stable way, reducing possible risk factors.

To ensure the highest quality of the contents provided throughout the Postgraduate Certificate, TECH has convened a teaching staff with extensive skills in the approach to obstetric pathologies of all kinds. With a special focus on Obstetric Emergencies, the teaching team has combined its own experience in clinical practice with the most current scientific theory, making the didactic content much more enriching for the midwives.

Being aware of how difficult it can sometimes be to take on a program of this nature, TECH has promoted a 100% online format for all content. This means that both face-to-face classes and fixed schedules have been eliminated, establishing a virtual classroom available 24 hours a day so that the midwives can adapt the teaching load to their own pace.

This **Postgraduate Certificate in First Trimester Obstetric Emergencies for Midwives** contains the most complete and up-to-date scientific program on the market. The most important features include:

- ◆ The examination of practical cases presented by experts in Obstetric and Neonatal Emergencies
- ◆ Graphic, schematic, and practical contents with which they are created, provide scientific and practical information on the disciplines that are essential for professional practice.
- ◆ Practical exercises where the process of self-assessment can be used to improve learning
- ◆ Its special emphasis on innovative methodologies
- ◆ Theoretical lessons, questions to the expert, debate forums on controversial topics, and individual reflection assignments
- ◆ Content that is accessible from any fixed or portable device with an Internet connection



You will decide when, where and how to distribute the entire course load, being able to combine this program with your most demanding professional responsibilities"

“

You will have all the content available from the first day for download, being able to study it from the comfort of your tablet, smartphone or computer of choice”

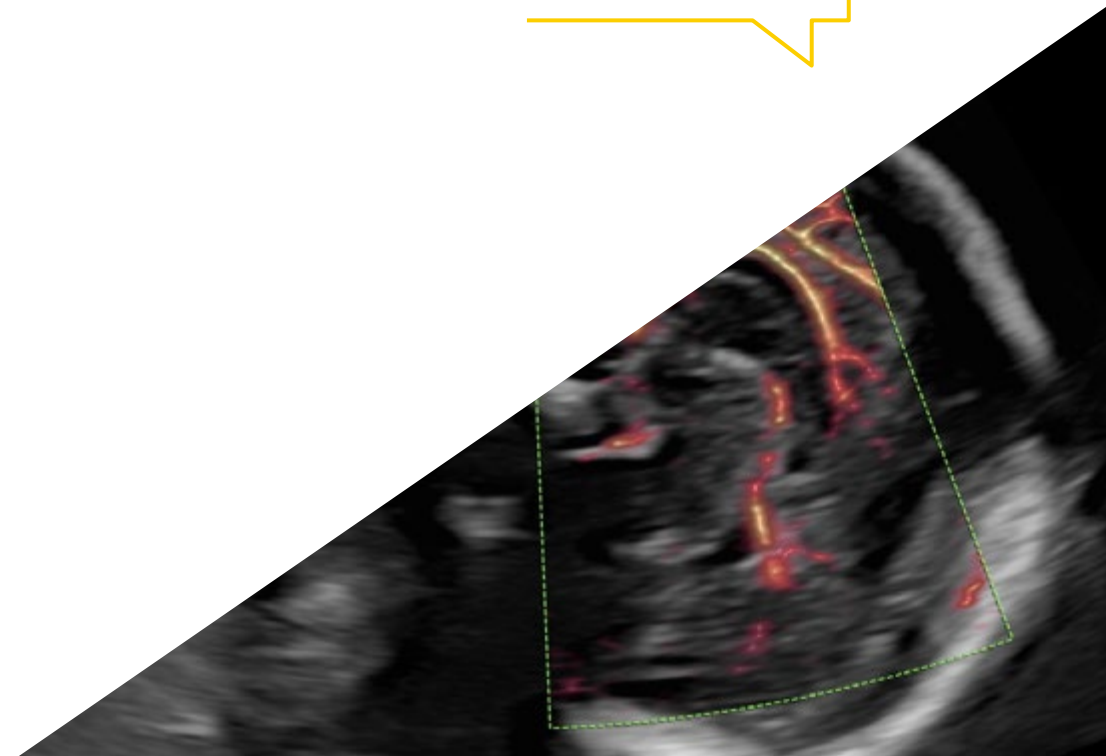
The program’s teaching staff includes professionals in the sector who contribute their work experience to this training program, as well as renowned specialists from leading societies and prestigious universities.

Its multimedia content, developed with the latest educational technology, will provide the professionals with situated and contextual learning, i.e., a simulated environment that will provide an immersive education programmed to learn in real situations.

The design of this program focuses on Problem-Based Learning, by means of which the professionals must try to solve the different professional practice situations that are presented throughout the academic course. For this purpose, the students will be assisted by an innovative interactive video system created by renowned experts.

Incorporate into your daily practice the latest advances in psycho-emotional approach to the loss of the future baby, as well as the advances in Voluntary Interruption of Pregnancy.

You will be able to expand on each topic through numerous complementary readings and videos in detail elaborated by the teachers themselves.



02

Objectives

The first trimester of pregnancy can be quite a challenge for midwives, as they must both educate the first pregnant woman in the health care of pregnancy and also prevent and act promptly to possible obstetric emergencies. The aim of this program is to offer a targeted and comprehensive update in this area, with all the contents that the midwives must have to be updated in the critical areas of the first trimester of pregnancy.



“

You will have at your disposal a syllabus written by professionals of great prestige in the area of Obstetric Emergencies, ensuring the scientific and practical quality of the contents"




General Objectives

- ◆ Detect the different obstetric emergencies during pregnancy, delivery and postpartum as early as possible in order to apply the latest treatments and achieve a satisfactory obstetric outcome, thereby reducing maternal-fetal morbidity and mortality
- ◆ Be able to provide specialist care for each urgent obstetric pathology
- ◆ Acquire skills for emergency neonatal care when the obstetric pathology involves mother and fetus



You will be able to update yourself on the most important issues of the first trimester of pregnancy safely and quickly"





Specific Objectives

- ◆ Recognize and initiate timely management pathologies occurring in the first trimester of pregnancy
- ◆ Demonstrate midwifery skills to deal with these pathologies
- ◆ Promote continuity of care for women suffering from first trimester pathology whether they are admitted to the hospital ward or discharged
- ◆ Be able to deliver effective and targeted health education for each of these pathologies

03

Course Management

The teaching team in charge of this program has accumulated a great deal of experience and know-how in the area of Obstetric Emergencies. This has allowed them to create such a specific and targeted program, thinking of midwives who wish to update their knowledge in the pathologies, conditions and ailments that the pregnant woman may encounter during her first months of pregnancy.



“

You will have personalized advice from the teaching team, and you will be able to consult directly with them about any doubts you may have"

International Guest Director

Dr. Olivier Picone is a leading international expert in the field of Obstetrics and Prenatal Diagnostics. Indeed, his expertise has focused on a wide range of techniques, including screening and diagnostic ultrasound, amniocentesis and trophoblast biopsies. In this regard, he has contributed significantly to the advancement of maternal and fetal medical care.

In addition to his clinical work, he has played important roles in leading health organizations in France. For instance, as President of the French Federation of Prenatal Diagnostic Centers of the CPDPN, he has led initiatives to improve the quality and accessibility of prenatal diagnostic services beyond the country's borders.

Likewise, his commitment to research and prevention of viral infections during pregnancy has led him to publish numerous articles and to participate in working groups of international renown, such as the High Authority of Health and the High Council of Public Health. His research interests include Obstetrics, Gynecology, Gynecological Surgery, Obstetric Surgery, Gynecological Ultrasound, Pathological Pregnancy and Obstetric Ultrasound. In this way, his dedication to critical issues, such as CMV and Zika, has been fundamental in developing management protocols and clinical recommendations.

Also, it is worth mentioning his position as President of the Research Group on Infections during Pregnancy (GRIG), being co-author of academic reference books, such as Maternal Pathologies and Pregnancy, contributing significantly to scientific knowledge in his field. Likewise, his leadership in the creation of the University Diploma in Infectious Diseases of Pregnant Women has demonstrated his commitment to medical education and the strengthening of perinatal care worldwide.



Dr. Picone, Olivier

- President of the French Federation of Prenatal Diagnostic Centers of the CPDPN, Paris, France
- President of the Research Group on Infections during Pregnancy (GRIG)
- Gynecologist, Obstetrician and Head of Prenatal Diagnosis in public and private practices
- Specialist in Obstetrical Gynecology at the University of Paris Cité
- Qualified to Conduct Research (HDR) by the University of Paris Cité
- Doctor in Medicine by the University of Paris Cité
- Member of: French National College of Obstetrical Gynecologists (CNGOF), Women's Health Fund, Foch Hospital Foundation, French Fetal Medicine Club at the French College of Fetal Ultrasound (CNGOF)



Thanks to TECH, you will be able to learn with the best professionals in the world"

Management



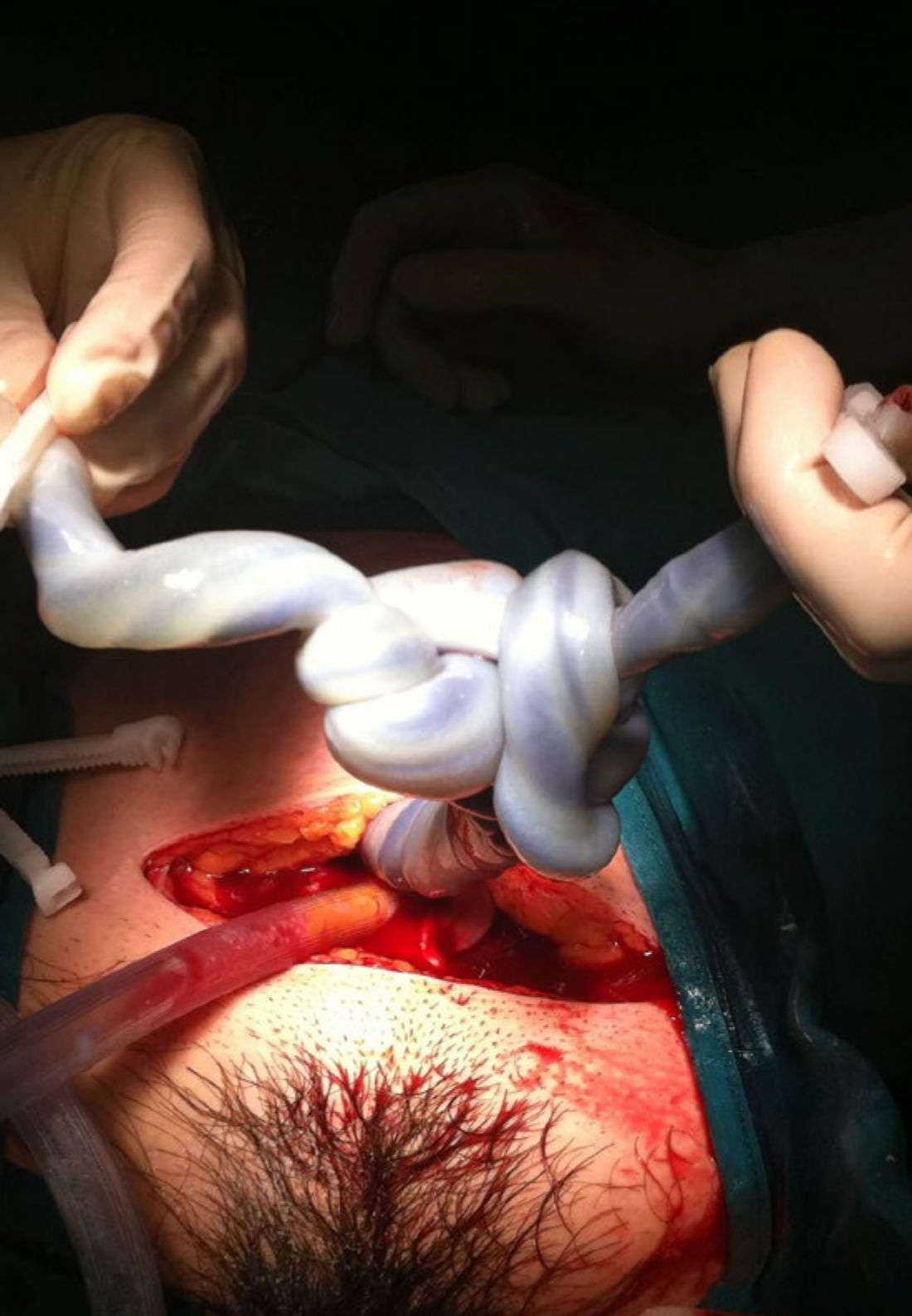
Ms. Fernández López-Mingo, Raquel Desirée

- ♦ Midwife at Gregorio Marañón General University Hospital and San Rafael Hospital, Madrid
- ♦ Midwife at the Cerro Almodovar Health Center in Madrid
- ♦ Degree in Nursing from the Complutense University of Madrid
- ♦ EIR in Obstetrics and Gynecology at the Gregorio Marañón General University Hospital, Madrid
- ♦ Professional Master's Degree in Integration of Care and Clinical Problem Solving in Nursing, Alcalá de Henares University, Madrid



Ms. Muñoz Serrano, María del Carmen

- ♦ Midwife at the University Hospital del Sureste and Hospital HLA Moncloa, Madrid
- ♦ Midwife at the Infanta Sofia University Hospital, Madrid
- ♦ Graduate in Nursing, University of Granada, Spain
- ♦ Obstetrical-Gynecological EIR at the Gregorio Marañón University General Hospital, Madrid
- ♦ Professional Master's Degree in Integration of Care and Clinical Problem Solving in Nursing, University of Alcalá de Henares, Madrid
- ♦ Postgraduate Diploma in Gynecological, Obstetric and Neonatal Emergencies by the Catholic University of Avila



Professors

Ms. Martínez Martín, Roxana

- ◆ Midwife at the Gregorio Marañón Maternal-Children's Hospital, Madrid
- ◆ Nurse of the Hematology Service at the La Paz General University Hospital, Madrid
- ◆ Nurse of the Fetal Physiopathology, Puerperium and Maternity Emergency Services at the La Paz Maternal-Children's Hospital, Madrid
- ◆ Nurse of the Anesthesia and Resuscitation Unit at the La Paz University Maternity Hospital, Madrid
- ◆ Diploma in Nursing from the Autonomous University of Madrid
- ◆ EIR in Obstetrical-Gynecological Nursing at Nuestra Señora de Sonsoles Hospital
- ◆ Official Master's Degree in Nursing in Emergencies, Emergencies and Health Transport by the CEU San Pablo University

04

Structure and Content

To promote a much more effective and thorough update in the midwives, TECH has used the pedagogical methodology of Relearning in the development of this program. This means that the most important concepts and terms of the program are reiterated throughout the program, resulting in a much more natural update, without having to invest long hours of study in the subject.

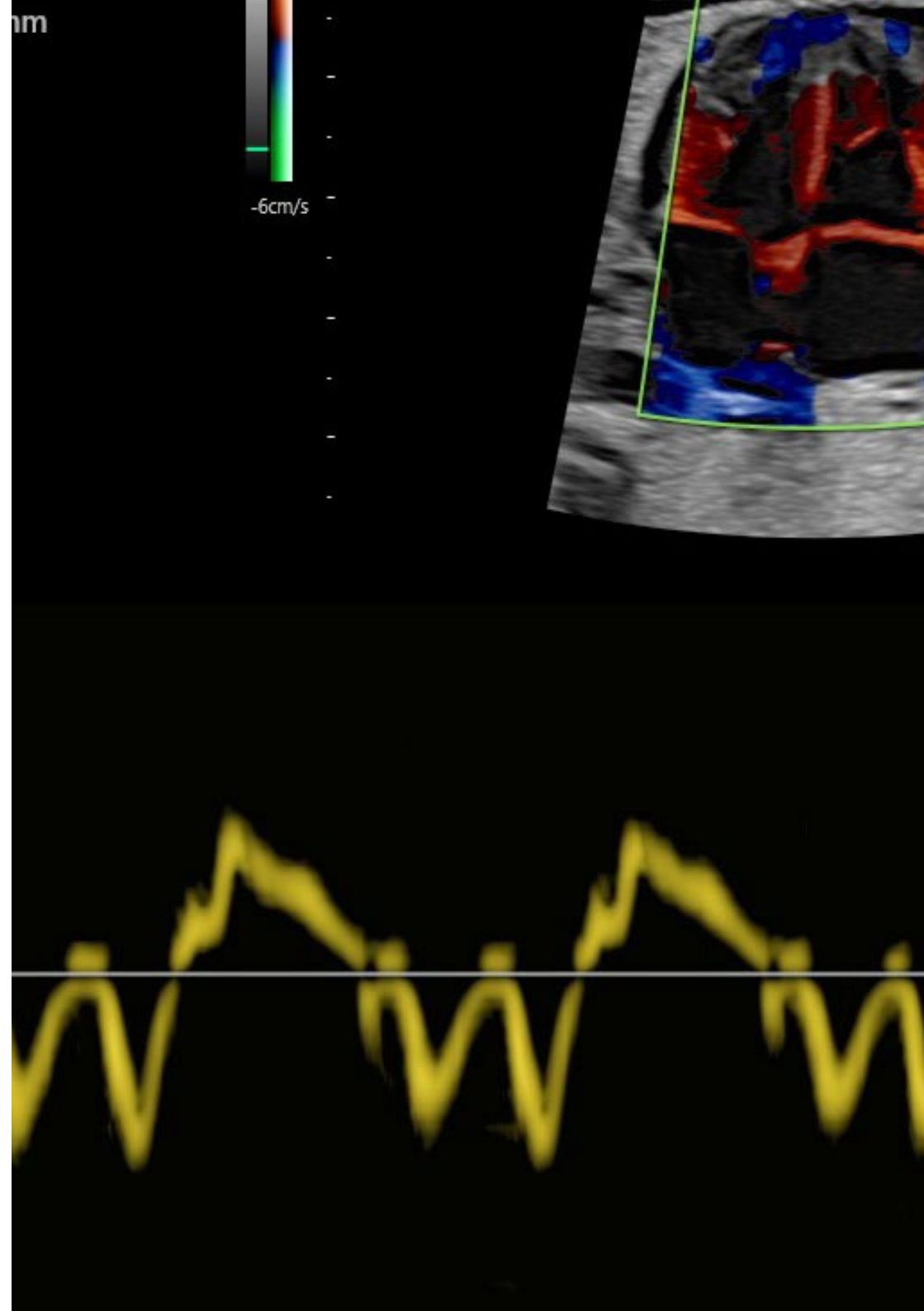


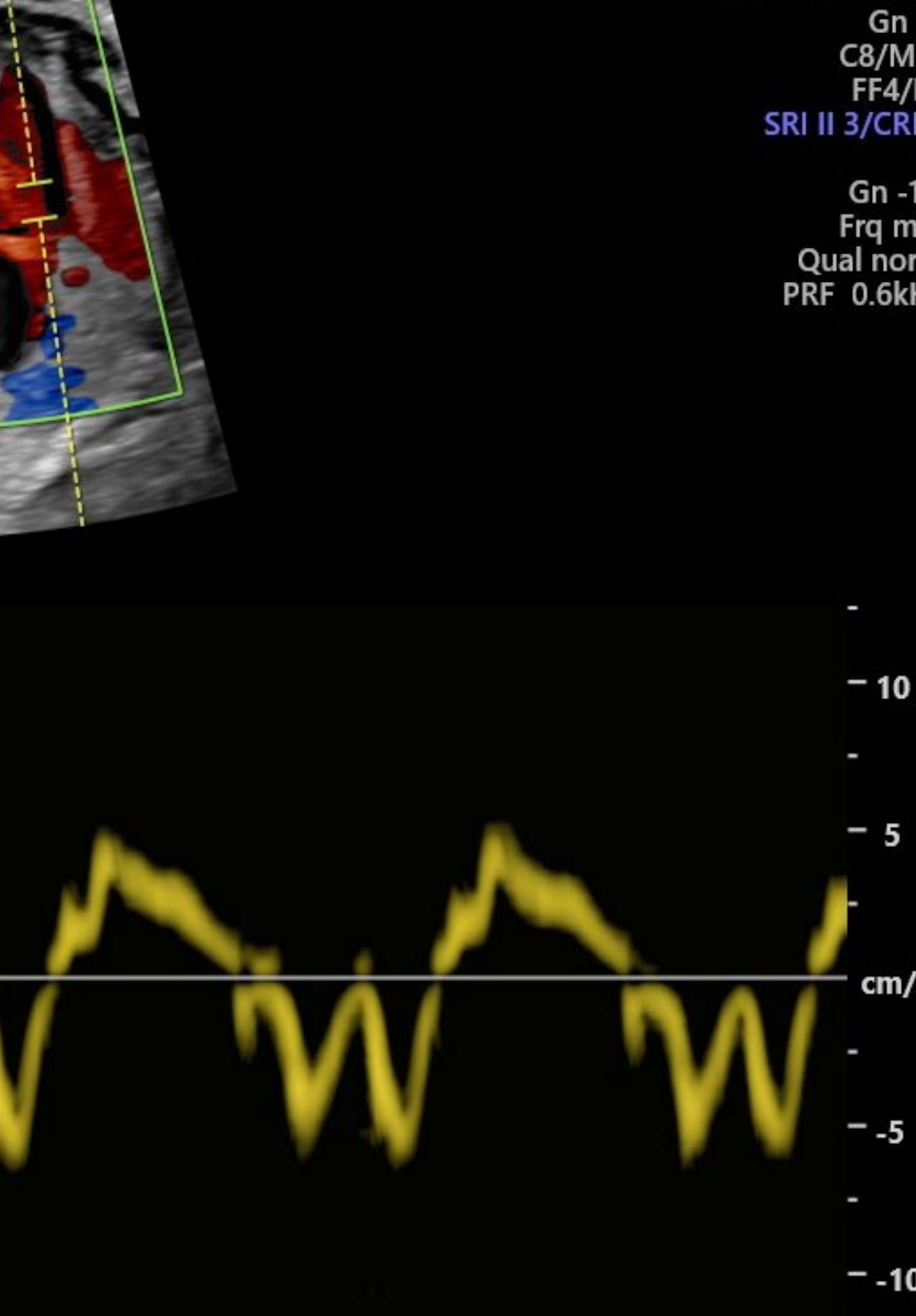
“

You will have at your disposal a high quality reference material, useful even after finishing the program"

Module 1. Obstetric Emergencies in the First Trimester

- 1.1. Hyperemesis Gravidarum:
 - 1.1.1. Etiology and Risk Factors
 - 1.1.2. Clinical Symptoms
 - 1.1.3. Diagnosis
 - 1.1.4. Treatment. Importance of Nutrition
- 1.2. Abdominal-Pelvic Pain in Pregnant Women
 - 1.2.1. Etiology
 - 1.2.2. Importance of Differential Diagnosis
 - 1.2.3. Complementary Tests
- 1.3. Metrorrhagia in the First Half of Pregnancy
 - 1.3.1. Threat of Abortion
 - 1.3.2. Intrauterine Hematomas: Retroplacental, Subchorionic, Subamniotic and Supracervical
- 1.4. Abortion
 - 1.4.1. Types
 - 1.4.2. Etiology and Risk Factors
 - 1.4.3. Diagnosis
- 1.5. Abortion Treatment and Complications
 - 1.5.1. Treatment
 - 1.5.2. Complications
- 1.6. Repeat Abortion and Psychoemotional Aspects
 - 1.6.1. Repeat Abortion
 - 1.6.2. Psychoemotional Aspects
- 1.7. Voluntary Termination of Pregnancy (VTP)
 - 1.7.1. Introduction
 - 1.7.2. Legal Assumptions of VTP
 - 1.7.3. Treatment
 - 1.7.4. Complications
 - 1.7.5. Selective Fetal Reduction or Discontinuation





- 1.8. Ectopic Pregnancy
 - 1.8.1. Uncertain Location Pregnancy
 - 1.8.2. Types of Ectopic Pregnancy
 - 1.8.3. Etiology and Risk Factors
 - 1.8.4. Diagnosis
 - 1.8.5. Treatment
- 1.9. Trophoblastic Disease.
 - 1.9.1. Hydatidiform Mole
 - 1.9.2. Gestational Trophoblastic Tumor
- 1.10. HPV and Cervical Cancer in Pregnancy
 - 1.10.1. Screening during Gestation
 - 1.10.2. Treatment



Clinical videos and cases based on real practice will help you to contextualize the entire syllabus"

05

Methodology

This academic program offers students a different way of learning. Our methodology uses a cyclical learning approach: **Relearning**.

This teaching system is used, for example, in the most prestigious medical schools in the world, and major publications such as the **New England Journal of Medicine** have considered it to be one of the most effective.





“

Discover Relearning, a system that abandons conventional linear learning, to take you through cyclical teaching systems: a way of learning that has proven to be extremely effective, especially in subjects that require memorization"

At TECH Nursing School we use the Case Method

In a given situation, what should a professional do? Throughout the program, students will face multiple simulated clinical cases, based on real patients, in which they will have to do research, establish hypotheses, and ultimately resolve the situation. There is an abundance of scientific evidence on the effectiveness of the method. Nurses learn better, faster, and more sustainably over time.

With TECH, nurses can experience a learning methodology that is shaking the foundations of traditional universities around the world.



According to Dr. Gérvas, the clinical case is the annotated presentation of a patient, or group of patients, which becomes a "case", an example or model that illustrates some peculiar clinical component, either because of its teaching power or because of its uniqueness or rarity. It is essential that the case is based on current professional life, in an attempt to recreate the real conditions in professional nursing practice.

“

Did you know that this method was developed in 1912, at Harvard, for law students? The case method consisted of presenting students with real-life, complex situations for them to make decisions and justify their decisions on how to solve them. In 1924, Harvard adopted it as a standard teaching method”

The effectiveness of the method is justified by four fundamental achievements:

1. Nurses who follow this method not only grasp concepts, but also develop their mental capacity, by evaluating real situations and applying their knowledge.
2. The learning process has a clear focus on practical skills that allow the nursing professional to better integrate knowledge acquisition into the hospital setting or primary care.
3. Ideas and concepts are understood more efficiently, given that the example situations are based on real-life.
4. Students like to feel that the effort they put into their studies is worthwhile. This then translates into a greater interest in learning and more time dedicated to working on the course.



Relearning Methodology

At TECH we enhance the case method with the best 100% online teaching methodology available: Relearning.

This university is the first in the world to combine case studies with a 100% online learning system based on repetition combining a minimum of 8 different elements in each lesson, which is a real revolution compared to the simple study and analysis of cases.



The nurse will learn through real cases and by solving complex situations in simulated learning environments. These simulations are developed using state-of-the-art software to facilitate immersive learning.

At the forefront of world teaching, the Relearning method has managed to improve the overall satisfaction levels of professionals who complete their studies, with respect to the quality indicators of the best online university (Columbia University).

With this methodology we have trained more than 175,000 nurses with unprecedented success in all specialities regardless of practical workload. Our pedagogical methodology is developed in a highly competitive environment, with a university student body with a strong socioeconomic profile and an average age of 43.5 years old.

Relearning will allow you to learn with less effort and better performance, involving you more in your specialization, developing a critical mindset, defending arguments, and contrasting opinions: a direct equation to success.

In our program, learning is not a linear process, but rather a spiral (learn, unlearn, forget, and re-learn). Therefore, we combine each of these elements concentrically.

The overall score obtained by TECH's learning system is 8.01, according to the highest international standards.



This program offers the best educational material, prepared with professionals in mind:



Study Material

All teaching material is produced by the specialists who teach the course, specifically for the course, so that the teaching content is really specific and precise.

These contents are then applied to the audiovisual format, to create the TECH online working method. All this, with the latest techniques that offer high quality pieces in each and every one of the materials that are made available to the student.



Nursing Techniques and Procedures on Video

We introduce you to the latest techniques, to the latest educational advances, to the forefront of current medical techniques. All of this in direct contact with students and explained in detail so as to aid their assimilation and understanding. And best of all, you can watch them as many times as you want.



Interactive Summaries

The TECH team presents the contents attractively and dynamically in multimedia lessons that include audio, videos, images, diagrams, and concept maps in order to reinforce knowledge.

This exclusive educational system for presenting multimedia content was awarded by Microsoft as a "European Success Story".



Additional Reading

Recent articles, consensus documents and international guidelines, among others. In TECH's virtual library, students will have access to everything they need to complete their course.





Expert-Led Case Studies and Case Analysis

Effective learning ought to be contextual. Therefore, TECH presents real cases in which the expert will guide students, focusing on and solving the different situations: a clear and direct way to achieve the highest degree of understanding.



Testing & Retesting

We periodically evaluate and re-evaluate students' knowledge throughout the program, through assessment and self-assessment activities and exercises, so that they can see how they are achieving their goals.



Classes

There is scientific evidence suggesting that observing third-party experts can be useful.

Learning from an Expert strengthens knowledge and memory, and generates confidence in future difficult decisions.



Quick Action Guides

TECH offers the most relevant contents of the course in the form of worksheets or quick action guides. A synthetic, practical, and effective way to help students progress in their learning.



06 Certificate

The Postgraduate Certificate in First Trimester Obstetric Emergencies for Midwives guarantees students, in addition to the most rigorous and up-to-date education, access to a Postgraduate Certificate issued by TECH Global University.





“

Successfully complete this program and receive your university qualification without having to travel or fill out laborious paperwork”

This program will allow you to obtain your **Postgraduate Certificate in First Trimester Obstetric Emergencies for Midwives** endorsed by **TECH Global University**, the world's largest online university.

TECH Global University is an official European University publicly recognized by the Government of Andorra ([official bulletin](#)). Andorra is part of the European Higher Education Area (EHEA) since 2003. The EHEA is an initiative promoted by the European Union that aims to organize the international training framework and harmonize the higher education systems of the member countries of this space. The project promotes common values, the implementation of collaborative tools and strengthening its quality assurance mechanisms to enhance collaboration and mobility among students, researchers and academics.

This **TECH Global University** title is a European program of continuing education and professional updating that guarantees the acquisition of competencies in its area of knowledge, providing a high curricular value to the student who completes the program.

Title: **Postgraduate Certificate in First Trimester Obstetric Emergencies for Midwives**

Modality: **online**

Duration: **6 weeks**

Accreditation: **6 ECTS**



*Apostille Convention. In the event that the student wishes to have their paper diploma issued with an apostille, TECH Global University will make the necessary arrangements to obtain it, at an additional cost.



Postgraduate Certificate
First Trimester Obstetric
Emergencies for Midwives

- » Modality: online
- » Duration: 6 weeks
- » Certificate: TECH Global University
- » Credits: 6 ECTS
- » Schedule: at your own pace
- » Exams: online

Postgraduate Certificate

First Trimester Obstetric Emergencies for Midwives