

Postgraduate Certificate

Dentistry and Orofacial Disorders for Nursing





Postgraduate Certificate Dentistry and Orofacial Disorders for Nursing

- » Modality: online
- » Duration: 6 weeks
- » Certificate: TECH Global University
- » Accreditation: 6 ECTS
- » Schedule: at your own pace
- » Exams: online

Website: www.techtute.com/us/nursing/postgraduate-certificate/dentistry-orofacial-disorders-nursing

Index

01

Introduction

p. 4

02

Objectives

p. 8

03

Course Management

p. 12

04

Structure and Content

p. 20

05

Methodology

p. 24

06

Certificate

p. 32

01

Introduction

Nurses are increasingly focused on addressing conditions such as Temporomandibular Dysfunction (TMD), Malocclusions and Sleep Disorders related to orofacial problems. Therefore, the implementation of evidence-based strategies and the use of emerging technologies, such as teleodontology and advanced imaging techniques, are revolutionizing the treatment and prevention of these disorders, significantly improving patients' quality of life. For this reason, TECH has created an extensive, fully online program that adjusts to students' personal and work schedules. It is also based on the innovative learning methodology known as Relearning, a pioneer in this university.





“

With this 100% online Postgraduate Certificate, you will have access to a comprehensive specialization in the functioning of the Orofacial System and its relationship with general health, identifying and addressing Dentomaxillary Anomalies”

Recent research has shown that conditions such as Sleep Apnea, Temporomandibular Dysfunctions and Malocclusions can contribute to severe complications such as Cardiovascular Diseases and Sleep Disorders. As a result, nurse specialization is incorporating content on early diagnosis and management of these disorders.

This is how this Postgraduate Certificate was born, which will delve into the detailed functioning of Dentistry and Orofacial Disorders, including the anatomical and physiological mechanisms. This foundation will be crucial to identify and address Dentomaxillary Anomalies that affect the overall health of the patient. Therefore, by knowing the anatomy and function of the Orofacial System, nurses will be able to detect alterations in normal function, such as swallowing difficulties, and better understand how these abnormalities can impact patients' quality of life.

The importance of interdisciplinary collaboration between Dentistry and Speech Therapy will also be emphasized, recognizing how Dentomaxillary Anomalies and Orofacial Dysfunctions may require joint intervention by dentists and speech therapists. In fact, this coordination is an essential treatment, addressing both physical and functional aspects of Orofacial Disorders.

Finally, professionals will be updated in the use and assessment of orthodontic devices to correct Dentomaxillary Anomalies, as well as in the development of systematic protocols to evaluate the functionality of the Orofacial System. In addition, the ability to identify when swallowing is not functional, applying the appropriate methods for its evaluation and treatment will be fundamental.

In this way, TECH has implemented a comprehensive and fully online program, allowing graduates to access it conveniently at any time and place, since they will only require an electronic device with an Internet connection to access the didactic materials. Additionally, it is based on the revolutionary Relearning methodology, which focuses on the repetition of essential concepts for an optimal and natural assimilation of the content.

This **Postgraduate Certificate in Dentistry and Orofacial Disorders for Nursing** contains the most complete and up-to-date scientific program on the market. The most important features include:

- ♦ The development of practical cases presented by experts in Speech Rehabilitation and Orofacial Therapy
- ♦ The graphic, schematic and eminently practical contents with which it is conceived gather scientific and practical information on those disciplines that are indispensable for professional practice
- ♦ Practical exercises where self-assessment can be used to improve learning.
- ♦ Its special emphasis on innovative methodologies
- ♦ Theoretical lessons, questions to the expert, debate forums on controversial topics, and individual reflection assignments
- ♦ Content that is accessible from any fixed or portable device with an Internet connection



You will acquire specialized knowledge in orthodontic appliances and coordination with dentists and speech therapists, from the best digital university in the world, according to Forbes: TECH”

“

You will identify signs of non-functional Swallowing, as well as how to elaborate an orofacial-myofunctional evaluation protocol that allows a detailed and accurate assessment. With all the TECH quality guarantees!"

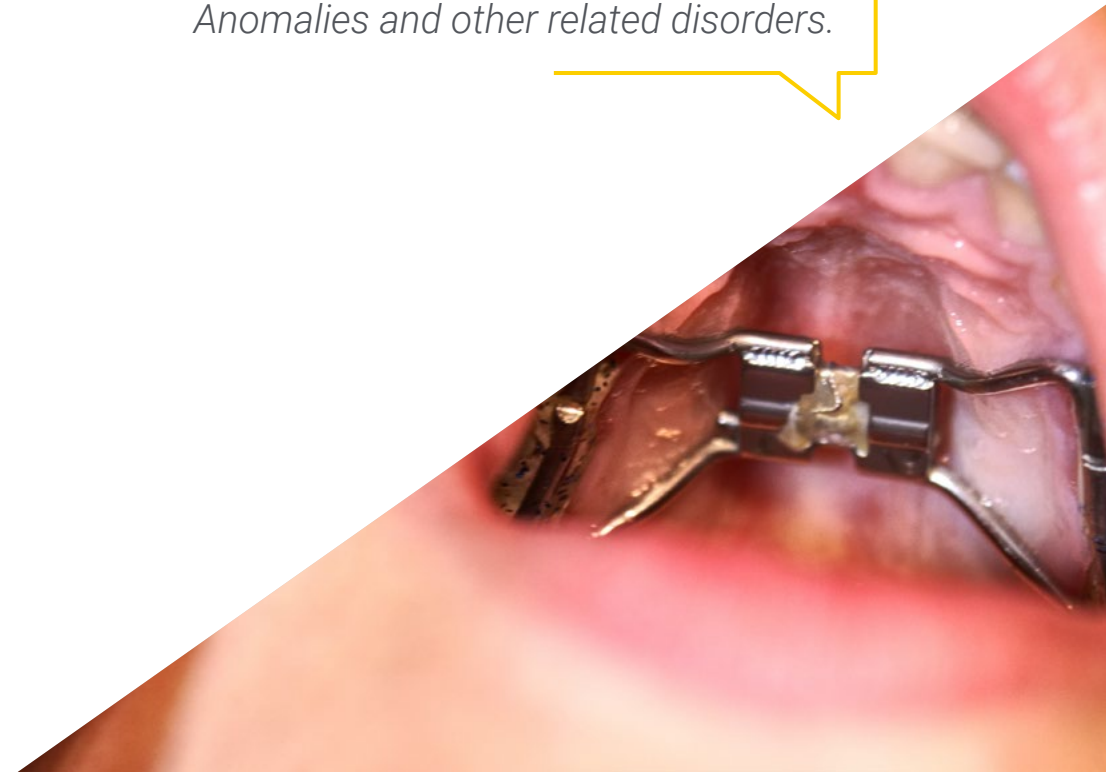
The program's teaching staff includes professionals from the sector who contribute their work experience to this specializing program, as well as renowned specialists from leading societies and prestigious universities.

The multimedia content, developed with the latest educational technology, will provide the professional with situated and contextual learning, i.e., a simulated environment that will provide immersive education programmed to learn in real situations.

This program is designed around Problem-Based Learning, whereby the professional must try to solve the different professional practice situations that arise during the course. For this purpose, students will be assisted by an innovative interactive video system created by renowned and experienced experts.

You will address the Dentomaxillary Anomalies, recognizing how they can affect the development and proper functioning of the Orofacial System, through the best didactic materials, at the forefront of technology and education.

Bet on TECH! You will gain profound knowledge of orthodontic appliances, including the necessary interventions and their impact on the treatment of Dentomaxillary Anomalies and other related disorders.



02

Objectives

The university program will focus on the functioning of the structures involved in breathing, chewing and swallowing, as well as identifying and evaluating Dentomaxillary Anomalies. In addition, interdisciplinary collaboration will be fostered by integrating knowledge from Dentistry and Speech Therapy, and providing tools to manage orthodontic appliances effectively. Another key objective will also be to develop skills to recognize swallowing dysfunctions and to develop orofacial-myofunctional evaluation protocols.





“

The main objective of this Postgraduate Certificate will be to enable health professionals to acquire a deep understanding of the Orofacial System and its impact on the overall health of the patient”



General Objectives

- ◆ Develop a broad body of knowledge of the anatomical and functional basis of the central and peripheral nervous system
- ◆ Study the anatomy and function of the organs involved in basic functions such as respiration, phonation and swallowing
- ◆ Acquire knowledge in both assessment and speech therapy intervention
- ◆ Delve into rehabilitation techniques supported by clinical practice
- ◆ Develop intervention skills acquired from complementary disciplines such as neuropsychology, physiotherapy and psychology
- ◆ Become proficient in the assessment, diagnosis and treatment of neurofunctional and logopedic disorders in specific groups with neurodevelopmental or syndromic disorders
- ◆ Know various approaches and intervention programs in neurological and speech therapy neurorehabilitation





Specific Objectives

- ◆ Know the function of structures involved in breathing, chewing and swallowing
- ◆ Recognize dentomaxillary abnormalities
- ◆ Relate, complement and coordinate the work between dentistry and speech therapy
- ◆ Know orthodontic appliances
- ◆ Know and assess the functions of the orofacial system and their interrelationship
- ◆ Recognize when swallowing is dysfunctional
- ◆ Elaborate orofacial-myofunctional assessment protocols



You will strengthen your ability to provide comprehensive, high quality care in the management of Orofacial Disorders, thanks to TECH's extensive library of innovative multimedia resources"



03

Course Management

The faculty are highly qualified experts, who bring a combination of clinical and academic experience to enrich learning. In fact, this team will include professionals with a strong background in the comprehensive care of patients with orofacial problems. In addition, their practical experience and up-to-date knowledge in the field will allow teaching based on real cases and the latest research, providing graduates with a deep and applied understanding of the contents of the Postgraduate Certificate.



“

TECH faculty will offer a comprehensive perspective on the management of Orofacial Disorders, preparing them to face any clinical challenge with a multidisciplinary approach”

Management



Ms. Santacruz García, Estefanía

- Social integrator and clinical speech therapist at Uner La Clinic
- Teacher at CEFIRE
- Specialist in Orofacial and Myofunctional Therapy



Mr. Borrás Sanchis, Salvador

- ♦ Psychologist, Teacher and Speech Therapist
- ♦ Educational Counselor at Generalitat Valenciana, Consejería de Educación (Valencian Regional Government)
- ♦ Abile Education Specialist
- ♦ Avance SL Partner
- ♦ Pedagogical Advisor and External Collaborator of Aula Salud (an organization to promote health in the classroom)
- ♦ Pedagogical Director in iteNlearning
- ♦ Author of "Guide for the Reeducation of Atypical Swallowing and Associated Disorders"
- ♦ Pedagogical Director in the Instituto DEIAP (Institute for Comprehensive Development and Psychoeducational Care)
- ♦ Degree in Psychology
- ♦ Hearing and Speech Teacher
- ♦ Diploma in Speech Therapy

Professors

Ms. Álvarez Valdés, Paula del Carmen

- ◆ Specialist in Diagnosis and Treatment of Early Childhood Care
- ◆ Clinical Speech Therapist Specialist in Myofunctional Therapy
- ◆ Diploma in Psychodiagnosis and Early Care Treatment
- ◆ Direct collaboration in Dental Office
- ◆ Graduate in Speech Therapy
- ◆ Master's Degree in Special Education and in Foreign Languages from the Pontifical University of Salamanca
- ◆ ISEP Master's Degree in Myofunctional Therapy

Ms. Carrasco de Larriva, Concha

- ◆ Expert in Cognitive Rehabilitation and Clinical Neuropsychology
- ◆ Psychologist at PEROCA
- ◆ Clinical Neuropsychologist accredited by the General Council of Psychology in Spain
- ◆ Assistant Professor of the Department of Psychology at the Catholic University San Antonio of Murcia
- ◆ Master's Degree in Clinical Neuropsychology by the Spanish Association of Clinical Cognitive Behavioral Psychology
- ◆ Expert in Child and Cognitive Rehabilitation by the Francisco de Vitoria University
- ◆ Postgraduate degree in Cognitive Rehabilitation from ISEP
- ◆ Degree in Psychology from the University of Granada
- ◆ Qualified for the assessment of Autism with the Autism Diagnostic Observation Scale ADOS



Ms. Gallego Díaz, Mireia

- ◆ Hospital Speech Therapist
- ◆ Occupational Therapist
- ◆ Speech Therapist Expert in Swallowing Disorders

Ms. García Gómez, Andrea

- ◆ Speech therapist specialized in Acquired Brain Injury Neurorehabilitation
- ◆ Speech therapist at UNER Clinic
- ◆ Speech therapist at Integra Brain Injury
- ◆ Speech therapist at Ineuro
- ◆ Graduate in Speech Therapy
- ◆ Master's Degree in Speech Therapy Neurorehabilitation in Acquired Brain Injury

Ms. Jiménez Jiménez, Ana

- ◆ Clinical Neuropsychologist and Social Worker
- ◆ Clinical Neuropsychologist at Integra Cerebral Damage
- ◆ Neuropsychologist at UNER Clinic
- ◆ Educator of the Social Action Team Murcia in Cáritas Spain.
- ◆ Degree in Social Work at the University of Murcia
- ◆ Degree in Psychology from the National University of Distance Education (UNED).
- ◆ Master's Degree in Clinical Neuropsychology from the European University Miguel de Cervantes
- ◆ Master's Degree in Management and Administration from the National University of Distance Education (UNED)

Ms. López Samper, Belén

- ◆ General Health Psychology and Clinical Neuropsychologist
- ◆ Psychologist at the Alcaraz Institute
- ◆ Psychologist at the IDEAT Centre
- ◆ Neuropsychologist at the UNER Clinic - Comprehensive Evaluation and Rehabilitation of Brain Injury
- ◆ Specialized in Child and Adult Neurorehabilitation at Centro Integral de Daño Cerebral
- ◆ Master's Degree in Special Educational Needs and Early Care, Developmental and Child Psychology from the International University of Valencia
- ◆ Master's Degree in Clinical Neuropsychology by the Spanish Association of Clinical Cognitive Behavioral Psychology
- ◆ Master's Degree in General Health Psychology from the University of Valencia
- ◆ Degree in Psychology from the Miguel Hernández University of Elche

Ms. Martín Bielsa, Laura

- ◆ Director of Multidisciplinary Center Dime Más
- ◆ CFP Estill Voice Training
- ◆ Degree in Speech Therapy
- ◆ Graduate in Teaching
- ◆ Dean of the Professional Association of Speech Therapists of Aragon

Ms. Muñoz Boje, Rocío

- ◆ Occupational Therapist Specialist in Neurorehabilitation in the Uner Clinic
- ◆ Degree in Occupational Therapy



Ms. Navarro Maruenda, Laura

- ♦ Neuropsychologist at the Kinemas Center
- ♦ Specialist in Child and Adult Neurorehabilitation at Centro Integral de Daño Cerebral
- ♦ Master's Degree in Speech in Neurorehabilitation and Vital Function Analysis
- ♦ Neuropsychologist at INEURO
- ♦ Neuropsychologist at Uner La Clinic
- ♦ Degree in Psychology from the Miguel Hernández University of Elche
- ♦ Master's Degree in Health Psychology from the Miguel Hernández University of Elche
- ♦ Master's Degree in Clinical Neuropsychology from the European University Miguel de Cervantes
- ♦ Master's Degree in Pediatric Neurology and Neurodevelopment by CEU Cardena Herrera University

Ms. Santacruz García, Raquel

- ♦ Specialist in Pedagogy and Nutrition
- ♦ Dietician of the Hispanic Ballet Company
- ♦ Dancer at the Andalusian Dance Center
- ♦ Graduate in Human Nutrition and Dietetics by the Catholic University San Antonio
- ♦ Specialist in Dance Pedagogy by the Theatre Institute of Barcelona
- ♦ Intermediate Degree in Classical Dance at the Conservatory of Murcia

Ms. Sanz Pérez, Nekane

- ♦ Clinical Speech Therapist specialized in Acquired Cerebral Palsy
- ♦ Teacher in Iberocardio for Aspace (Main Confederation and Entity for Cerebral Palsy Care in Spain)

Ms. Selva Cabañero, Pilar

- ♦ Nurse Specialist in Obstetric - Gynecological Nursing (Midwife)
- ♦ Obstetric-Gynecological Nursing Teaching Unit of the University of Murcia Santa Lucía General University Hospital
- ♦ Publication, Ankyloglossia and the Success of Breastfeeding, ISBN13: 978- 84- 695- 5302- 2. 2012



Take the opportunity to learn about the latest advances in this field in order to apply it to your daily practice"

04

Structure and Content

Key topics of this academic program will include the detailed study of the anatomy and function of the structures involved in breathing, chewing and swallowing, as well as the recognition and evaluation of Dentomaxillary Anomalies. The interrelationship between Dentistry and Speech Therapy will also be explored, with an emphasis on effective collaboration with professionals from these disciplines. In addition, specialization will be provided on orthodontic appliances and the evaluation of the functionality of the Orofacial System, including the identification of non-functional swallowing.





“

The Postgraduate Certificate in Dentistry and Orofacial Disorders for Nursing will cover a wide range of specialized content to provide you with a comprehensive qualification in the management of Orofacial Disorders”

Module 1. Dentistry and Orofacial Disorder

- 1.1. Dentition
 - 1.1.1. Introduction
 - 1.1.2. Tooth Growth and Development
 - 1.1.3. Classification
 - 1.1.4. Primary Dentition
 - 1.1.5. Mixed Dentition
 - 1.1.6. Permanent Dentition
 - 1.1.7. Tooth Formation and Development
- 1.2. Normotypical and Pathological Pattern
 - 1.2.1. Introduction
 - 1.2.2. Apparatus
 - 1.2.3. Dentolabial Deformities
 - 1.2.4. Eruptive Abnormalities
 - 1.2.5. Pathologic Patterns and Congenital Disorders
 - 1.2.6. Clinical Assessment and Examination
 - 1.2.7. Clinical Intervention
 - 1.2.8. Multidisciplinary Perspective
- 1.3. Clinical Examination and Radiographic Analysis
 - 1.3.1. Introduction
 - 1.3.2. Overview
 - 1.3.3. Teleradiography
 - 1.3.4. Ricketts' Circular Analysis
 - 1.3.5. Steiner's Cephalometric Analysis
 - 1.3.6. Bone Radiography
 - 1.3.7. Bibliography



- 1.4. Assessment
 - 1.4.1. Introduction
 - 1.4.2. Orofacial System Functions
 - 1.4.3. Aesthetic/Biofacial Analysis
 - 1.4.4. Anatomical-Functional Assessment
 - 1.4.5. Orofacial System Functions Assessment
 - 1.4.6. Atypical Swallowing
 - 1.4.7. Myofunctional Assessment Protocol
 - 1.4.8. Bibliography
- 1.5. Function and Form
 - 1.5.1. Introduction
 - 1.5.2. Breathing and Swallowing Disorders
 - 1.5.3. Breathing and Swallowing
 - 1.5.4. Bruxism
 - 1.5.5. Joint and Jaw Examination I
 - 1.5.6. Joint and Jaw Examination II
 - 1.5.7. Mandibular Dynamics Study
 - 1.5.8. Bibliography
- 1.6. Speech Therapy Intervention
 - 1.6.1. Introduction
 - 1.6.2. Mouth Breathing
 - 1.6.3. Oral Dysfunction
 - 1.6.4. Speech Therapy Intervention in Oral Breathing
 - 1.6.5. Atypical Swallowing
 - 1.6.6. Speech Therapy Intervention in Atypical Swallowing
 - 1.6.7. Temporomandibular Joint (TMJ)
 - 1.6.8. Speech Therapy Intervention in TMJ
 - 1.6.9. Bibliography
- 1.7. Occlusion and Malocclusion
 - 1.7.1. Introduction
 - 1.7.2. Temporal Occlusion
 - 1.7.3. Temporal Occlusion Development
 - 1.7.4. Permanent Occlusion
 - 1.7.5. Permanent Occlusion Development
 - 1.7.6. Physiological and Non-Physiological Occlusion
 - 1.7.7. Static and Dynamic Occlusion
 - 1.7.8. Multidisciplinary Treatment
 - 1.7.9. Bibliography
- 1.8. Main Occlusion Classification
 - 1.8.1. Introduction
 - 1.8.2. Features
 - 1.8.3. Anteroposterior Classification
 - 1.8.4. Transversal Syndrome I
 - 1.8.5. Transversal Syndrome II
 - 1.8.6. Vertical Syndromes
 - 1.8.7. Etiopathogenesis of Malocclusions
 - 1.8.8. Bibliography
- 1.9. Dentistry and Speech Therapy
 - 1.9.1. Introduction
 - 1.9.2. Multidisciplinary Work
 - 1.9.3. Extraoral Examination
 - 1.9.4. Intraoral Examination
 - 1.9.5. Functional Examination
 - 1.9.6. Dentistry and Oral Function
 - 1.9.7. Bibliography
 - 1.9.8. Speech Therapy Intervention in Orofacial Disorder
- 1.10. Case Studies
 - 1.10.1. Introduction
 - 1.10.2. Case Study 1
 - 1.10.3. Case Study 2
 - 1.10.4. Case Study 3
 - 1.10.5. Case Study 4
 - 1.10.6. Bibliography

05

Methodology

This academic program offers students a different way of learning. Our methodology uses a cyclical learning approach: **Relearning**.

This teaching system is used, for example, in the most prestigious medical schools in the world, and major publications such as the **New England Journal of Medicine** have considered it to be one of the most effective.



“

Discover Relearning, a system that abandons conventional linear learning, to take you through cyclical teaching systems: a way of learning that has proven to be extremely effective, especially in subjects that require memorization"

At TECH Nursing School we use the Case Method

In a given situation, what should a professional do? Throughout the program, students will face multiple simulated clinical cases, based on real patients, in which they will have to do research, establish hypotheses, and ultimately resolve the situation. There is an abundance of scientific evidence on the effectiveness of the method. Nurses learn better, faster, and more sustainably over time.

With TECH, nurses can experience a learning methodology that is shaking the foundations of traditional universities around the world.



According to Dr. Gérvas, the clinical case is the annotated presentation of a patient, or group of patients, which becomes a "case", an example or model that illustrates some peculiar clinical component, either because of its teaching power or because of its uniqueness or rarity. It is essential that the case is based on current professional life, in an attempt to recreate the real conditions in professional nursing practice.

“

Did you know that this method was developed in 1912, at Harvard, for law students? The case method consisted of presenting students with real-life, complex situations for them to make decisions and justify their decisions on how to solve them. In 1924, Harvard adopted it as a standard teaching method”

The effectiveness of the method is justified by four fundamental achievements:

1. Nurses who follow this method not only grasp concepts, but also develop their mental capacity, by evaluating real situations and applying their knowledge.
2. The learning process has a clear focus on practical skills that allow the nursing professional to better integrate knowledge acquisition into the hospital setting or primary care.
3. Ideas and concepts are understood more efficiently, given that the example situations are based on real-life.
4. Students like to feel that the effort they put into their studies is worthwhile. This then translates into a greater interest in learning and more time dedicated to working on the course.



Relearning Methodology

At TECH we enhance the case method with the best 100% online teaching methodology available: Relearning.

This university is the first in the world to combine case studies with a 100% online learning system based on repetition combining a minimum of 8 different elements in each lesson, which is a real revolution compared to the simple study and analysis of cases.



The nurse will learn through real cases and by solving complex situations in simulated learning environments. These simulations are developed using state-of-the-art software to facilitate immersive learning.

At the forefront of world teaching, the Relearning method has managed to improve the overall satisfaction levels of professionals who complete their studies, with respect to the quality indicators of the best online university (Columbia University).

With this methodology we have trained more than 175,000 nurses with unprecedented success in all specialities regardless of practical workload. Our pedagogical methodology is developed in a highly competitive environment, with a university student body with a strong socioeconomic profile and an average age of 43.5 years old.


Relearning will allow you to learn with less effort and better performance, involving you more in your specialization, developing a critical mindset, defending arguments, and contrasting opinions: a direct equation to success.

In our program, learning is not a linear process, but rather a spiral (learn, unlearn, forget, and re-learn). Therefore, we combine each of these elements concentrically.

The overall score obtained by TECH's learning system is 8.01, according to the highest international standards.



This program offers the best educational material, prepared with professionals in mind:



Study Material

All teaching material is produced by the specialists who teach the course, specifically for the course, so that the teaching content is really specific and precise.

These contents are then adapted in audiovisual format, to create the TECH online working method. All this, with the latest techniques that offer high-quality pieces in each and every one of the materials that are made available to the student.



Nursing Techniques and Procedures on Video

We introduce you to the latest techniques, to the latest educational advances, to the forefront of current medical techniques. All of this in direct contact with students and explained in detail so as to aid their assimilation and understanding. And best of all, you can watch them as many times as you want.



Interactive Summaries

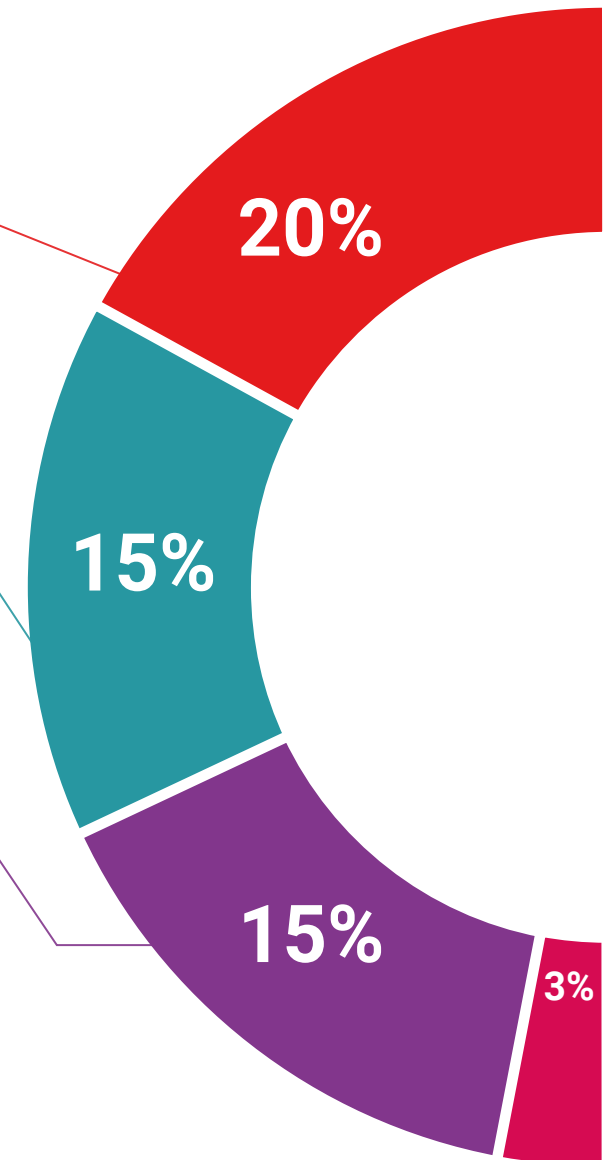
The TECH team presents the contents attractively and dynamically in multimedia lessons that include audio, videos, images, diagrams, and concept maps in order to reinforce knowledge.

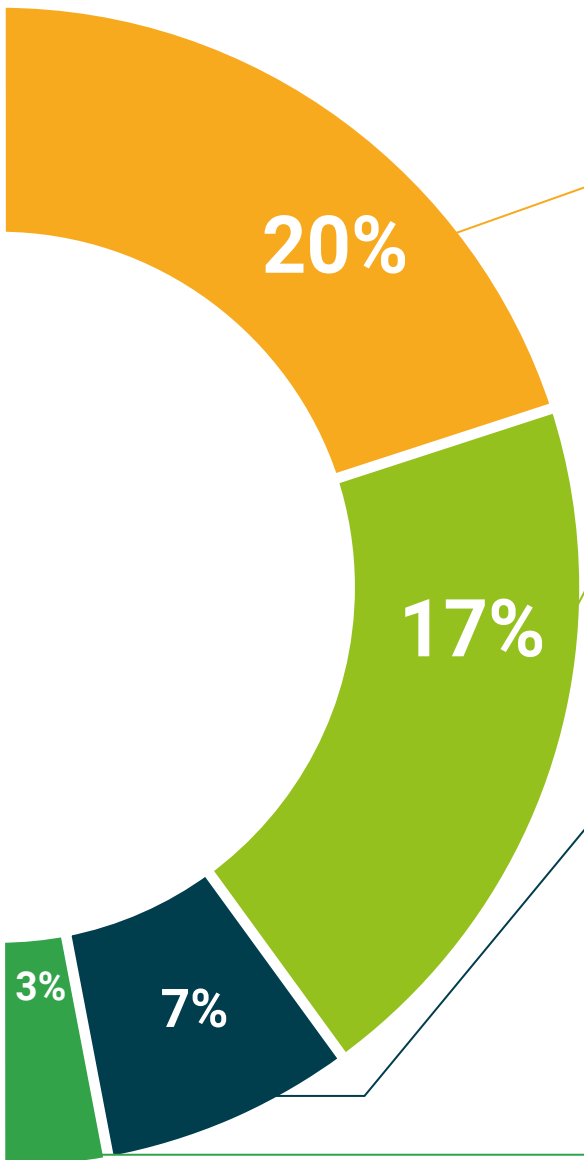
This exclusive educational system for presenting multimedia content was awarded by Microsoft as a "European Success Story".



Additional Reading

Recent articles, consensus documents and international guidelines, among others. In TECH's virtual library, students will have access to everything they need to complete their course.





Expert-Led Case Studies and Case Analysis

Effective learning ought to be contextual. Therefore, TECH presents real cases in which the expert will guide students, focusing on and solving the different situations: a clear and direct way to achieve the highest degree of understanding.



Testing & Retesting

The student's knowledge is periodically assessed and re-assessed throughout the program, through evaluative and self-evaluative activities and exercises: in this way, students can check how they are doing in terms of achieving their goals.



Classes

There is scientific evidence suggesting that observing third-party experts can be useful.
Learning from an Expert strengthens knowledge and memory, and generates confidence in future difficult decisions.



Quick Action Guides

TECH offers the most relevant contents of the course in the form of worksheets or quick action guides. A synthetic, practical and effective way to help students progress in their learning.



06

Certificate

The Postgraduate Certificate in Dentistry and Orofacial Disorders for Nursing guarantees students, in addition to the most rigorous and up-to-date education, access to a Postgraduate Certificate issued by TECH Global University.



“

Successfully complete this program and receive your university qualification without having to travel or fill out laborious paperwork”

This private qualification will allow you to obtain a **Postgraduate Certificate in Dentistry and Orofacial Disorders for Nursing** endorsed by **TECH Global University**, the world's largest online university.

TECH Global University is an official European University publicly recognized by the Government of Andorra ([official bulletin](#)). Andorra is part of the European Higher Education Area (EHEA) since 2003. The EHEA is an initiative promoted by the European Union that aims to organize the international training framework and harmonize the higher education systems of the member countries of this space. The project promotes common values, the implementation of collaborative tools and strengthening its quality assurance mechanisms to enhance collaboration and mobility among students, researchers and academics.

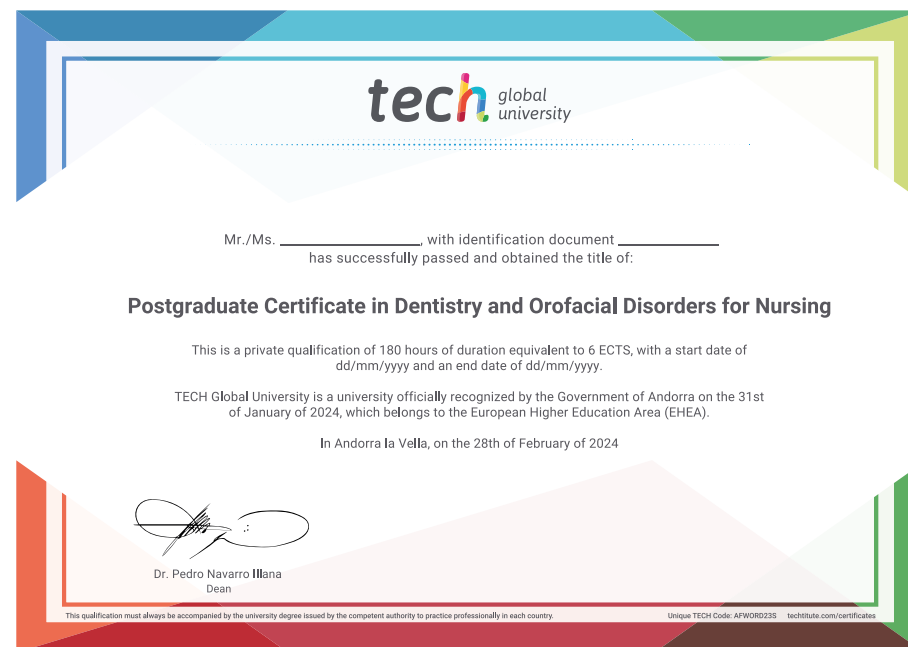
This **TECH Global University** private qualification is a European program of continuing education and professional updating that guarantees the acquisition of competencies in its area of knowledge, providing a high curricular value to the student who completes the program.

Title: **Postgraduate Certificate in Dentistry and Orofacial Disorders for Nursing**

Modality: **online**

Duration: **6 weeks**

Accreditation: **6 ECTS**



future
health confidence people
education information tutors
guarantee accreditation teaching
institutions technology learning
community commitment
personalized service innovation
knowledge present
development language
classroom



Postgraduate Certificate Dentistry and Orofacial Disorders for Nursing

- » Modality: online
- » Duration: 6 weeks
- » Certificate: TECH Global University
- » Accreditation: 6 ECTS
- » Schedule: at your own pace
- » Exams: online

Postgraduate Certificate

Dentistry and Orofacial Disorders for Nursing