

Postgraduate Certificate Cardiopulmonary Resuscitation in Pregnancy for Nursing



Postgraduate Certificate Cardiopulmonary Resuscitation in Pregnancy for Nursing

- » Modality: online
- » Duration: 6 weeks
- » Certificate: TECH Global University
- » Credits: 6 ECTS
- » Schedule: at your own pace
- » Exams: online

Website: www.techtute.com/us/nursing/postgraduate-certificate/cardiopulmonary-resuscitation-pregnancy-nursing

Index

01

Introduction

p. 4

02

Objectives

p. 8

03

Course Management

p. 12

04

Structure and Content

p. 16

05

Methodology

p. 20

06

Certificate

p. 28

01

Introduction

Pregnancy can lead to a situation of instability in the underlying pathologies of the pregnant woman, which in turn can lead to a series of major complications during the whole process. One of the greatest risks is especially that of cardiac arrest, given the greater physical effort during the delivery process. The nurse's knowledge of Cardiopulmonary Resuscitation must be regularly updated to deal with these delicate situations, since the techniques and methodologies of approach are constantly being renewed. This program focuses on special situations in neonatal CPR, as well as post-resuscitation care and even perimortem caesarean section and various traumas. All this in a comfortable and accessible way for the nurse, without face-to-face classes or fixed schedules.





“

Get up to date in advanced CPR in pregnant women, neonatal resuscitation and updated clinical guidelines in the main algorithms of action"

Cardiorespiratory arrests are not a frequent situation in the Obstetric Emergency Department, but the nurse must be prepared to deal with them with the most up-to-date methods and techniques possible, in order to reduce their inherent danger.

An early diagnosis and anticipation of its causes are a differential factor for an effective approach.

Therefore, this program focuses on the most rigorous and current knowledge of current clinical practice, compiled by a teaching staff with extensive experience in the field of Obstetric Emergencies. The nurse must be up to date with all the latest developments in neonatal resuscitation techniques, so throughout the syllabus special emphasis is placed on the main developments in this area.

The format of the program is also 100% online. This means that it is the nurse who distributes their own teaching load, as all the content is available for download and access from any device with an internet connection. This makes it possible to combine this program with the most demanding personal professional responsibilities.

This **Postgraduate Certificate in Cardiopulmonary Resuscitation in Pregnancy for Nursing** contains the most complete and up-to-date scientific program on the market. The most important features include:

- ♦ The examination of practical cases presented by experts in Obstetric and Neonatal Emergencies
- ♦ The graphic, schematic, and practical contents with which they are created, provide scientific and practical information on the disciplines that are essential for professional practice
- ♦ Practical exercises where the self-assessment process can be carried out to improve learning
- ♦ Its special emphasis on innovative methodologies
- ♦ Theoretical lessons, questions to the expert, debate forums on controversial topics, and individual reflection assignments
- ♦ Content that is accessible from any fixed or portable device with an Internet connection



Delve into the special situations in neonatal CPR concerning pneumothorax, congenital diaphragmatic hernia, fetal hydrops or choanal atresia"

“

You will have the support of the largest online academic institution in the world, with advanced educational and pedagogical resources to update you in Cardiopulmonary Resuscitation for Pregnancy"

The program's teaching staff includes professionals from the industry who contribute their work experience to this program, as well as renowned specialists from leading societies and prestigious universities.

The multimedia content, developed with the latest educational technology, will provide the professional with situated and contextual learning, i.e., a simulated environment that will provide immersive education programmed to learn in real situations.

This program is designed around Problem-Based Learning, whereby the professional must try to solve the different professional practice situations that arise during the academic year. For this purpose, the students will be assisted by an innovative interactive video system created by renowned and experienced experts.

You will have at your disposal a series of high quality content, including detailed videos, summaries and self developed by the teachers awareness exercises."

The teaching team is committed to the maximum in your professional updating, providing you with the latest scientific postulates with a necessary and enriching practical vision.



02

Objectives

Nurses should review and update their work methodology on a regular basis, especially when it comes to advances in Cardiopulmonary Resuscitation, as they occur frequently. This program provides a modern in-depth study of the most current techniques, diagnosis and treatment in the field of neonatal CPR and care of the mother-fetus binomial. Thanks to this, the nurse will be able to update his or her daily practice based on the latest scientific postulates.



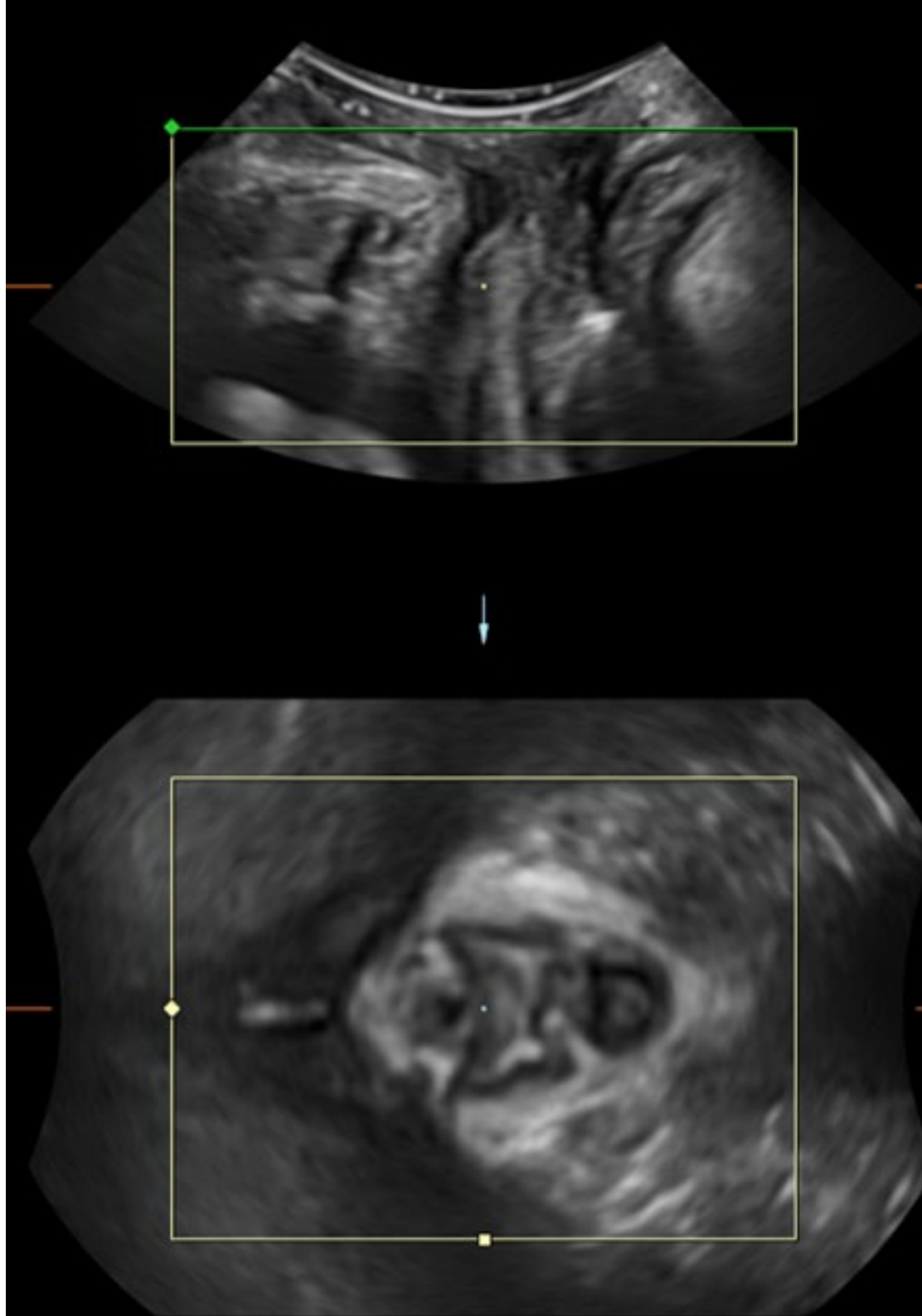
“

TECH's pedagogical methodology will allow you to update all your knowledge progressively throughout the Diploma"



General Objectives

- ◆ Detect the different obstetric emergencies during pregnancy, delivery and postpartum as early as possible in order to apply the latest treatments and achieve a satisfactory obstetric outcome, thereby reducing maternal-fetal morbidity and mortality
- ◆ Be able to perform specialist care in each urgent obstetric pathology
- ◆ Acquire skills for emergency neonatal care when the obstetric pathology involves mother and fetus



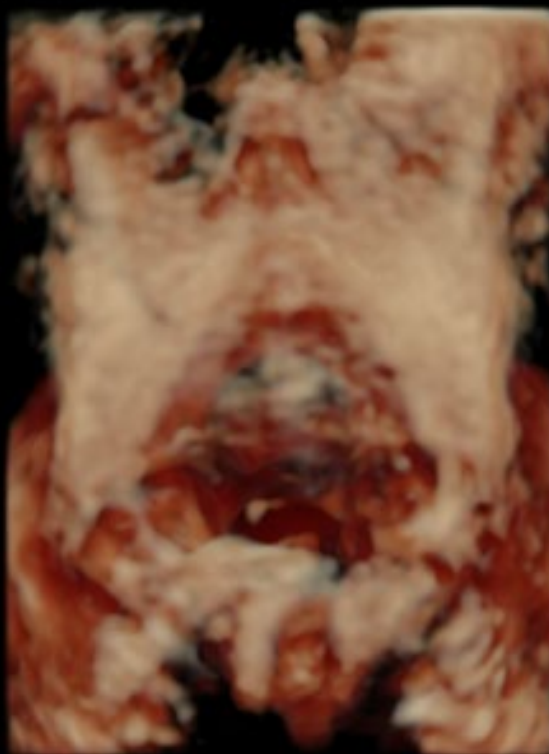
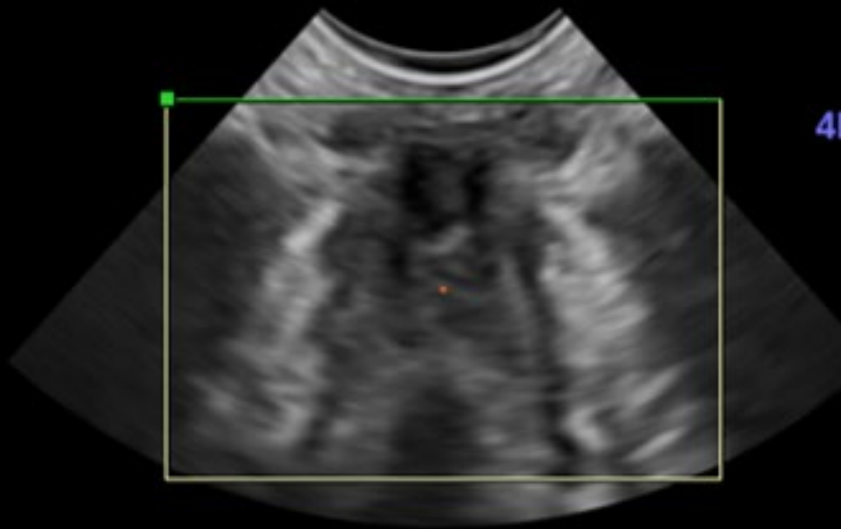


Specific Objectives

- ◆ Recognize and initiate early management of disorders that promote cardiac arrest.
- ◆ Demonstrate ability to apply basic life support.
- ◆ Recognize and manage respiratory arrest of CPR until its completion or transfer of patient care
- ◆ Recognize the importance of team dynamics in overall performance
- ◆ Recognize and initiate the timely management of neonatal CPR until its completion or the transfer of patient care

“

You will benefit from the extensive knowledge of a teaching team specially selected for this degree, with an extensive experience in Obstetric Emergencies"



A | B
C | 3D

03

Course Management

The teaching team of this Postgraduate Certificate has been selected by TECH their accumulated experience in the field of Obstetric Emergencies. This has allowed them to develop their knowledge and practice in the care of all types of emergencies, including cardiorespiratory arrest, so that the theory of this program is enriched by their own practical vision. The nurse will find many examples and real clinical cases throughout the program, effectively contextualizing the topics covered.



“

You will have the option to consult all your doubts directly with the teaching team, having a completely personalized tutoring”

International Guest Director

Dr. Olivier Picone is a leading international expert in the field of Obstetrics and Prenatal Diagnostics. Indeed, his expertise has focused on a wide range of techniques, including screening and diagnostic ultrasound, amniocentesis and trophoblast biopsies. In this regard, he has contributed significantly to the advancement of maternal and fetal medical care.

In addition to his clinical work, he has played important roles in leading health organizations in France. For instance, as President of the French Federation of Prenatal Diagnostic Centers of the CPDPN, he has led initiatives to improve the quality and accessibility of prenatal diagnostic services beyond the country's borders.

Likewise, his commitment to research and prevention of viral infections during pregnancy has led him to publish numerous articles and to participate in working groups of international renown, such as the High Authority of Health and the High Council of Public Health. His research interests include Obstetrics, Gynecology, Gynecological Surgery, Obstetric Surgery, Gynecological Ultrasound, Pathological Pregnancy and Obstetric Ultrasound. In this way, his dedication to critical issues, such as CMV and Zika, has been fundamental in developing management protocols and clinical recommendations.

Also, it is worth mentioning his position as President of the Research Group on Infections during Pregnancy (GRIG), being co-author of academic reference books, such as Maternal Pathologies and Pregnancy, contributing significantly to scientific knowledge in his field. Likewise, his leadership in the creation of the University Diploma in Infectious Diseases of Pregnant Women has demonstrated his commitment to medical education and the strengthening of perinatal care worldwide.



Dr. Olivier Picone

- President of the French Federation of Prenatal Diagnostic Centers of the CPDPN, Paris, France
- President of the Research Group on Infections during Pregnancy (GRIG)
- Gynecologist, Obstetrician and Head of Prenatal Diagnosis in public and private practices
- Specialist in Obstetrical Gynecology at the University of Paris Cité
- Qualified to Conduct Research (HDR) by the University of Paris Cité
- Doctor in Medicine by the University of Paris Cité
- Member of: French National College of Obstetrical Gynecologists (CNGOF), Women's Health Fund, Foch Hospital Foundation, French Fetal Medicine Club at the French College of Fetal Ultrasound (CNGOF)

“

Thanks to TECH, you will be able to learn with the best professionals in the world”

Management



Ms. Fernández López-Mingo, Raquel Desirée

- Midwife at Gregorio Marañón General University Hospital and San Rafael Hospital, Madrid
- Midwife at the Cerro Almodovar Health Center in Madrid
- Degree in Nursing from the Complutense University of Madrid
- Nursing Intern Resident of Obstetrics and Gynecology, Gregorio Marañón General University Hospital, Madrid
- Master's Degree in Integration of Care and Clinical Problem-Solving in Nursing from the University of Alcalá de Henares



Ms. Muñoz Serrano, María del Carmen

- Midwife at the University del Sureste Hospital, and the HLA Moncloa Hospital, Madrid
- Midwife at the Infanta Sofía University Hospital, Madrid
- Degree in Nursing from the University of Granada
- at the Gregorio Marañón General University Hospital, Madrid
- Master's Degree in Integration in Care and Clinical Problem-Solving in Nursing from the University of Alcalá de Henares
- University Expert in Gynecologic, Obstetric and Neonatal Emergencies at the Catholic University of Avila



Professors

Ms. De Santiago Ochoa, Sofía

- ◆ Nurse of the Nephrology and Dialysis Unit at the Gregorio Marañón University Hospital
- ◆ Midwife at Gregorio Marañón University Hospital
- ◆ Midwife at the Entrevías, Jose María Llanos, Moratalaz and Buenos Aires Health Centers
- ◆ Midwife in the Delivery, Emergency and High-Risk Hospitalization Service at the Gregorio Marañón University Hospital
- ◆ University Expert in Family and Community Nursing by the University of Alcalá
- ◆ Postgraduate Diploma in Nursing for Assisted Reproduction at the Universidad Rey Juan Carlos
- ◆ University Expert in Emergency Care and Out-of-hospital Emergencies, Complutense University of Madrid
- ◆ Postgraduate Diploma in Critical Care by the Complutense University of Madrid
- ◆ Diploma in Nursing from the Autonomous University of Madrid



A unique, key and decisive experience to boost your professional development”

04

Structure and Content

Relearning, the pedagogical methodology used by TECH for the development of its programs, greatly facilitates the study work of the nurse. The most important techniques and keys in Cardiopulmonary Resuscitation in Pregnancy are given throughout the program, being assimilated, therefore, in a much more natural and progressive way. In addition, the teaching team has prepared numerous high quality support resources, including interactive summaries and detailed videos.

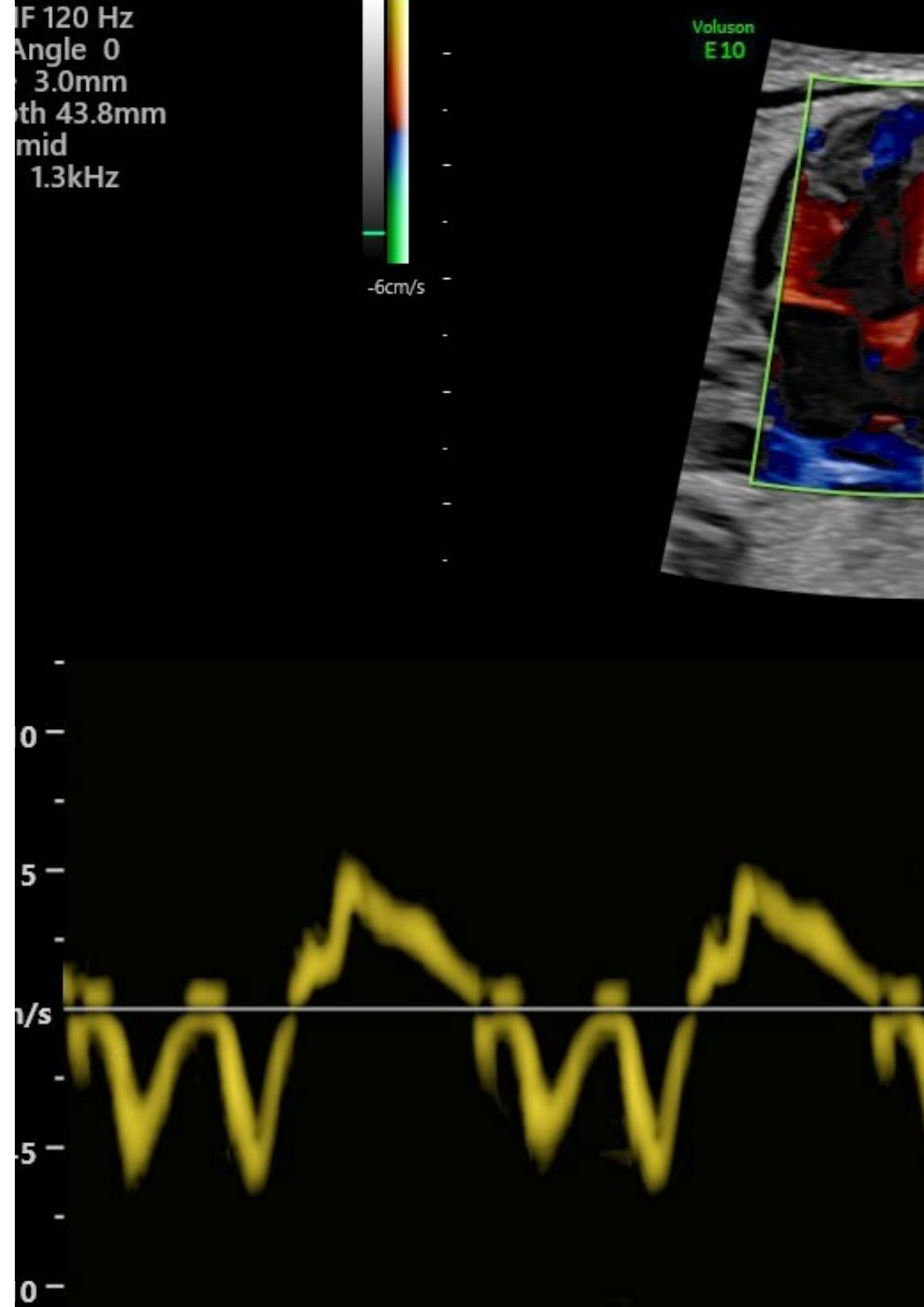


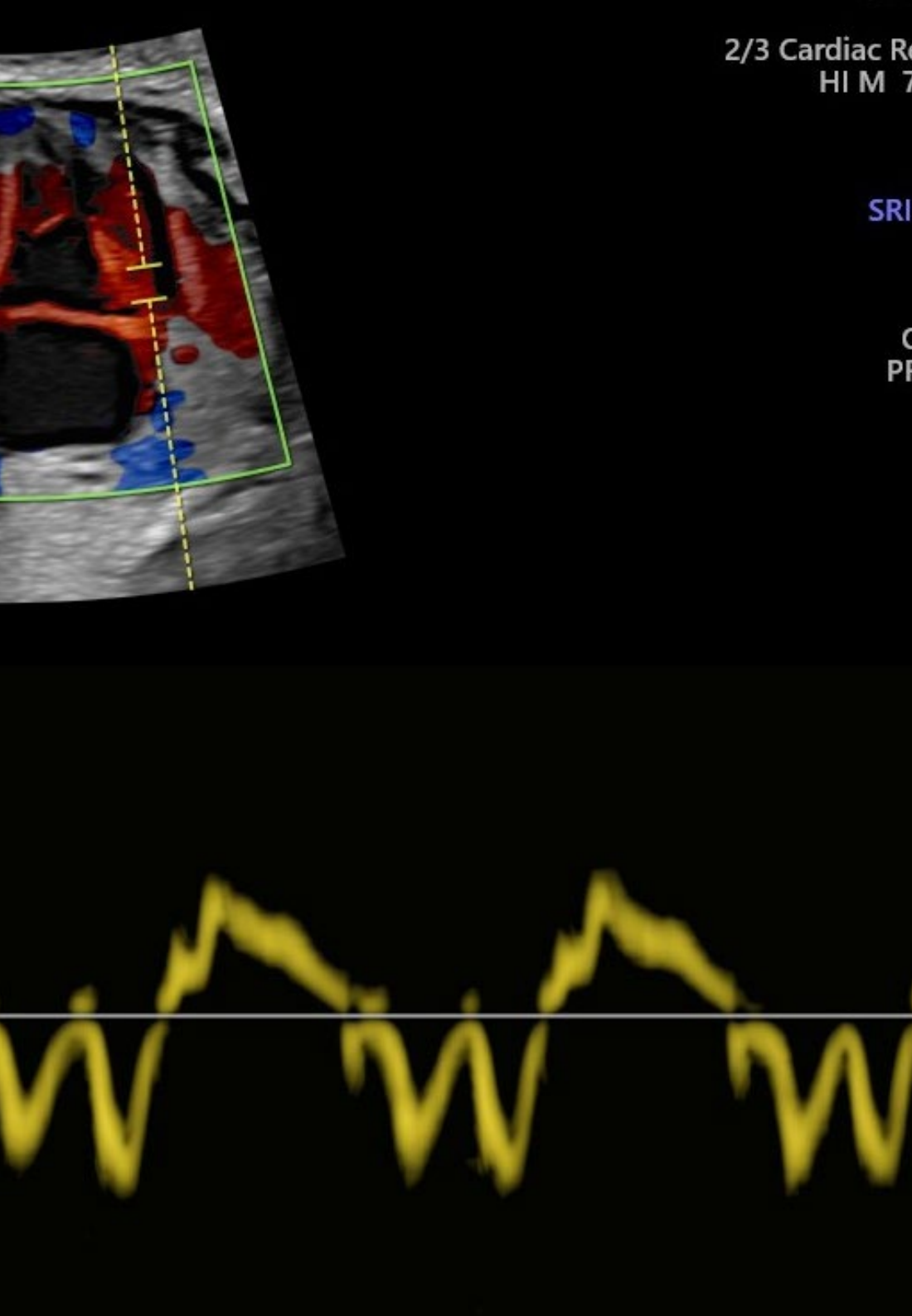
“

The entire multimedia library of this program will be available 24 hours a day and can be downloaded to your preferred device”

Module 1. Cardiopulmonary Resuscitation

- 1.1. Cardiopulmonary Resuscitation (RCP) for Pregnant Women
 - 1.1.1. Etiology of Cardiorespiratory Arrest (CRA)
 - 1.1.2. Incidence
 - 1.1.3. Survival
 - 1.1.4. Risk Factors
- 1.2. Basic CPR for Pregnant Women
 - 1.2.1. Situation Assessment
 - 1.2.2. Basic CPR Algorithm
 - 1.2.3. Changes to CPR for Pregnant Women
- 1.3. Advanced CPR for Pregnant Women
 - 1.3.1. ADVANCED CPR Algorithm
- 1.4. Trauma in Pregnant Woman and Perimortem Caesarean Section
 - 1.4.1. Gravidic Modifications
 - 1.4.2. Trauma Management for Pregnant Women
 - 1.4.3. Perimortem Cesarean Section
- 1.5. Neonatal Resuscitation.
 - 1.5.1. Adaptation to Extrauterine Life
 - 1.5.2. Incidence
 - 1.5.3. Anticipation and Team Preparation
 - 1.5.4. Maternal and Neonatal Risk Factors
- 1.6. First Steps in Neonatal Resuscitation
 - 1.6.1. Initial Assessment
 - 1.6.2. Initial Stabilization
 - 1.6.3. Routine Care
 - 1.6.4. Cord Clamping
- 1.7. Algorithms for CPR in Pregnant Women: Current Clinical Guidelines:
 - 1.7.1. Evaluation after First Steps
 - 1.7.2. Respiratory Support.
 - 1.7.3. Circulatory Support
 - 1.7.4. Medication in Resuscitation





- 1.8. Special Situations in Neonatal CPR: Intrapartum Meconium and Prematurity
 - 1.8.1. Meconium
 - 1.8.2. The Premature Newborn
 - 1.8.3. Newborn < 32 weeks
- 1.9. Other Special Situations in Neonatal CPR
 - 1.9.1. Pneumothorax
 - 1.9.2. Congenital Diaphragmatic Hernia (CDH)
 - 1.9.3. Fetal Hydrops
 - 1.9.4. Choanal Atresia
 - 1.9.5. Pierre-Robin Sequence
 - 1.9.6. Prenatal Diagnostic Upper Area Pathway Involvement: EXIT Technique
- 1.10. Post-Resuscitation Care
 - 1.10.1. Post-Resuscitation Care for Pregnant Women
 - 1.10.2. Post-Resuscitation Care of the Neonate
 - 1.10.3. Maternal Intercenter Transport
 - 1.10.4. Neonatal Intercenter Transport

“*The entire syllabus has been carefully designed to cover the most important areas and developments in Cardiopulmonary Resuscitation in Pregnancy*”

05

Methodology

This academic program offers students a different way of learning. Our methodology uses a cyclical learning approach: **Relearning**.

This teaching system is used, for example, in the most prestigious medical schools in the world, and major publications such as the **New England Journal of Medicine** have considered it to be one of the most effective.





“

Discover Relearning, a system that abandons conventional linear learning, to take you through cyclical teaching systems: a way of learning that has proven to be extremely effective, especially in subjects that require memorization"

At TECH Nursing School we use the Case Method

In a given situation, what should a professional do? Throughout the program, students will face multiple simulated clinical cases, based on real patients, in which they will have to do research, establish hypotheses, and ultimately resolve the situation. There is an abundance of scientific evidence on the effectiveness of the method. Nurses learn better, faster, and more sustainably over time.

With TECH, nurses can experience a learning methodology that is shaking the foundations of traditional universities around the world.



According to Dr. Gérvas, the clinical case is the annotated presentation of a patient, or group of patients, which becomes a "case", an example or model that illustrates some peculiar clinical component, either because of its teaching power or because of its uniqueness or rarity. It is essential that the case is based on current professional life, in an attempt to recreate the real conditions in professional nursing practice.

“

Did you know that this method was developed in 1912, at Harvard, for law students? The case method consisted of presenting students with real-life, complex situations for them to make decisions and justify their decisions on how to solve them. In 1924, Harvard adopted it as a standard teaching method”

The effectiveness of the method is justified by four fundamental achievements:

1. Nurses who follow this method not only grasp concepts, but also develop their mental capacity, by evaluating real situations and applying their knowledge.
2. The learning process has a clear focus on practical skills that allow the nursing professional to better integrate knowledge acquisition into the hospital setting or primary care.
3. Ideas and concepts are understood more efficiently, given that the example situations are based on real-life.
4. Students like to feel that the effort they put into their studies is worthwhile. This then translates into a greater interest in learning and more time dedicated to working on the course.



Relearning Methodology

At TECH we enhance the case method with the best 100% online teaching methodology available: Relearning.

This university is the first in the world to combine case studies with a 100% online learning system based on repetition combining a minimum of 8 different elements in each lesson, which is a real revolution compared to the simple study and analysis of cases.



The nurse will learn through real cases and by solving complex situations in simulated learning environments. These simulations are developed using state-of-the-art software to facilitate immersive learning.

At the forefront of world teaching, the Relearning method has managed to improve the overall satisfaction levels of professionals who complete their studies, with respect to the quality indicators of the best online university (Columbia University).

With this methodology we have trained more than 175,000 nurses with unprecedented success in all specialities regardless of practical workload. Our pedagogical methodology is developed in a highly competitive environment, with a university student body with a strong socioeconomic profile and an average age of 43.5 years old.

Relearning will allow you to learn with less effort and better performance, involving you more in your specialization, developing a critical mindset, defending arguments, and contrasting opinions: a direct equation to success.

In our program, learning is not a linear process, but rather a spiral (learn, unlearn, forget, and re-learn). Therefore, we combine each of these elements concentrically.

The overall score obtained by TECH's learning system is 8.01, according to the highest international standards.



This program offers the best educational material, prepared with professionals in mind:



Study Material

All teaching material is produced by the specialists who teach the course, specifically for the course, so that the teaching content is really specific and precise.

These contents are then applied to the audiovisual format, to create the TECH online working method. All this, with the latest techniques that offer high quality pieces in each and every one of the materials that are made available to the student.



Nursing Techniques and Procedures on Video

We introduce you to the latest techniques, to the latest educational advances, to the forefront of current medical techniques. All of this in direct contact with students and explained in detail so as to aid their assimilation and understanding. And best of all, you can watch them as many times as you want.



Interactive Summaries

The TECH team presents the contents attractively and dynamically in multimedia lessons that include audio, videos, images, diagrams, and concept maps in order to reinforce knowledge.

This exclusive educational system for presenting multimedia content was awarded by Microsoft as a "European Success Story".



Additional Reading

Recent articles, consensus documents and international guidelines, among others. In TECH's virtual library, students will have access to everything they need to complete their course.





Expert-Led Case Studies and Case Analysis

Effective learning ought to be contextual. Therefore, TECH presents real cases in which the expert will guide students, focusing on and solving the different situations: a clear and direct way to achieve the highest degree of understanding.



Testing & Retesting

We periodically evaluate and re-evaluate students' knowledge throughout the program, through assessment and self-assessment activities and exercises, so that they can see how they are achieving their goals.



Classes

There is scientific evidence suggesting that observing third-party experts can be useful.

Learning from an Expert strengthens knowledge and memory, and generates confidence in future difficult decisions.



Quick Action Guides

TECH offers the most relevant contents of the course in the form of worksheets or quick action guides. A synthetic, practical, and effective way to help students progress in their learning.



06

Certificate

The Postgraduate Certificate in Cardiopulmonary Resuscitation in Pregnancy for Nursing guarantees students, in addition to the most rigorous and up-to-date education, access to a Postgraduate Certificate issued by TECH Global University.





Successfully complete this program and receive your university qualification without having to travel or fill out laborious paperwork"

This program will allow you to obtain your **Postgraduate Certificate in Cardiopulmonary Resuscitation in Pregnancy for Nursing** endorsed by **TECH Global University**, the world's largest online university.

TECH Global University is an official European University publicly recognized by the Government of Andorra ([official bulletin](#)). Andorra is part of the European Higher Education Area (EHEA) since 2003. The EHEA is an initiative promoted by the European Union that aims to organize the international training framework and harmonize the higher education systems of the member countries of this space. The project promotes common values, the implementation of collaborative tools and strengthening its quality assurance mechanisms to enhance collaboration and mobility among students, researchers and academics.

This **TECH Global University** title is a European program of continuing education and professional updating that guarantees the acquisition of competencies in its area of knowledge, providing a high curricular value to the student who completes the program.

Title: **Postgraduate Certificate in Cardiopulmonary Resuscitation in Pregnancy for Nursing**

Modality: **online**

Duration: **6 weeks**

Accreditation: **6 ECTS**



*Apostille Convention. In the event that the student wishes to have their paper diploma issued with an apostille, TECH Global University will make the necessary arrangements to obtain it, at an additional cost.



Postgraduate Certificate
Cardiopulmonary Resuscitation
in Pregnancy for Nursing

- » Modality: online
- » Duration: 6 weeks
- » Certificate: TECH Global University
- » Credits: 6 ECTS
- » Schedule: at your own pace
- » Exams: online

Postgraduate Certificate Cardiopulmonary Resuscitation in Pregnancy for Nursing