

Postgraduate Certificate Cardiac Surgery for Nurses



Postgraduate Certificate Cardiac Surgery For Nurses

Course Modality: Online

Duration: 6 weeks

Certificate: TECH Technological University

5 ECTS Credits

Teaching Hours: 125 hours

Website: www.techtitute.com/us/nursing/postgraduate-certificate/cardiac-surgery-nurses

Index

01

Introduction

p. 4

02

Objectives

p. 8

03

Course Management

p. 12

04

Structure and Content

p. 16

05

Methodology

p. 20

06

Certificate

p. 28

01

Introduction

Continuous education is nowadays required to achieve professional development and to be fully qualified to face the daily challenges of a constantly changing field such as healthcare. The surgical area is an environment whose characteristics differentiate it from the rest of the services where the majority of nursing professionals habitually develop competencies in their care, management, teaching and research functions. The evolution of techniques and technological advances make it essential for nursing professionals to update their knowledge in order to provide excellent surgical care.





“

This Postgraduate Certificate in Cardiac Surgery for Nurses contains the most complete and up-to-date scientific program on the market”

Each of the wide variety of surgical interventions that are performed requires a specific procedure, a specific technique and the exclusive surgical material for that intervention. One thing they all have in common is a series of steps and rules that all team members should know in detail. They must also know the general functioning of the surgical department in order to prevent and avoid common risks while carrying out professional work. Healthcare institutions are well aware of this and demand academic profiles with an education that adapts to the requirements of the job and professionals who are qualified and endorsed to carry out the work.

This knowledge will facilitate the provision of quality care throughout the surgical process to ensure the safety of the patient and the professional at all times.

This **Postgraduate Certificate in Cardiac Surgery for Nurses** contains the most complete and up-to-date scientific program on the market. The most important features of the program include:

- ♦ Clinical cases presented by experts in the different fields of multidisciplinary knowledge. The graphic, schematic, and eminently practical contents with which they are created provide scientific and practical information on the disciplines that are essential for professional.
- ♦ Novelties on Cardiac Surgery for Nurses
- ♦ An algorithm-based interactive learning system for decision-making in the clinical situations presented throughout the course.
- ♦ With special emphasis on evidence-based and surgical nursing research methodologies.
- ♦ All of this will be complemented by theoretical lessons, questions to the expert, debate forums on controversial topics, and individual reflection assignments.
- ♦ Availability of content from any fixed or portable device with internet connection



Increase your skills in the approach to Cardiac Surgery for Nurses through this program"

“

This Postgraduate Certificate may be the best investment you can make in the selection of a refresher program for two reasons: in addition to updating your knowledge in Cardiac Surgery for Nurses you will obtain a certificate issued by TECH Technological University”

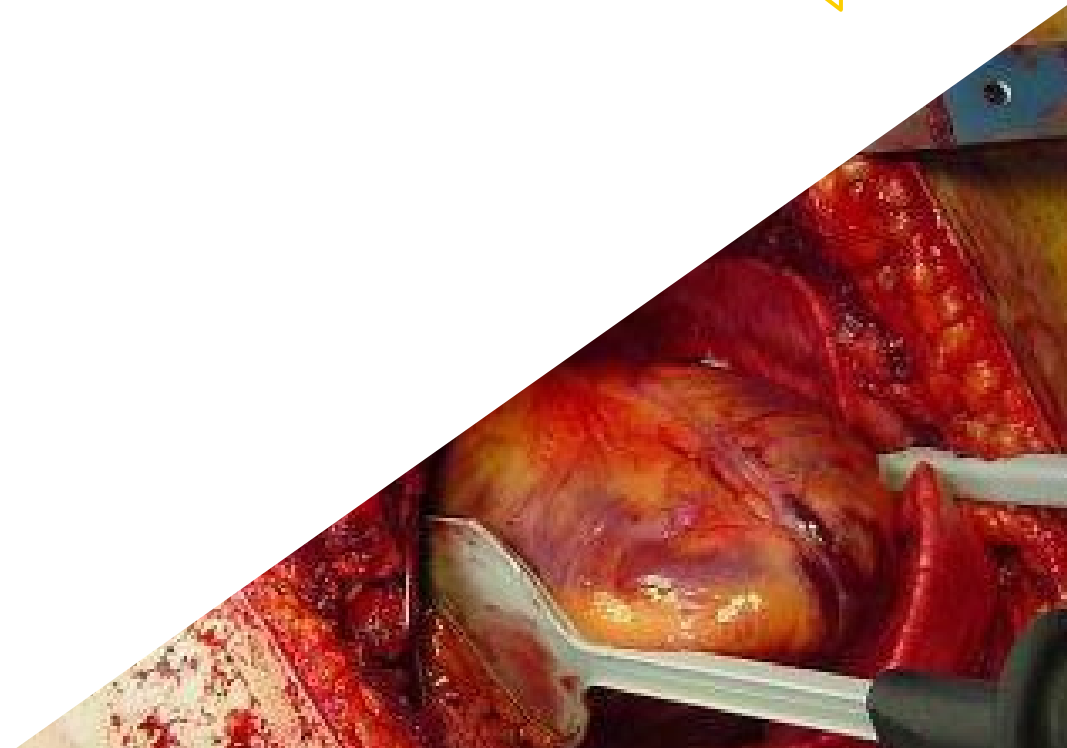
Increase your decision-making confidence by updating your knowledge with this Postgraduate Certificate in Cardiac Surgery for Nurses.

Don't miss the opportunity to update your knowledge in Cardiac Surgery to improve patient care.

Forming part of the teaching staff is a group of professionals in the world of surgical nursing who bring to this training their work experience, as well as a group of renowned specialists, recognised by esteemed scientific communities.

The multimedia content developed with the latest educational technology will provide the professional with situated and contextual learning, i.e., a simulated environment that will provide immersive training program to train in real situations.

The design of the program is based on Problem-Based Learning, by means of which the nursing professional must try to solve the different professional practice situations that arise throughout the course. For this reason, you will be assisted by an innovative, interactive video system created by renowned and experienced experts in the field of nephrology with extensive teaching experience.



02 Objectives

The main objective of the program is the development of both theoretical and practical learning, so that nurses in can master, in a practical and rigorous way, the study of Cardiac Surgery for Nurses.





“

This refresher program will generate a sense of security when practising nursing, which will help you grow both personally and professionally”

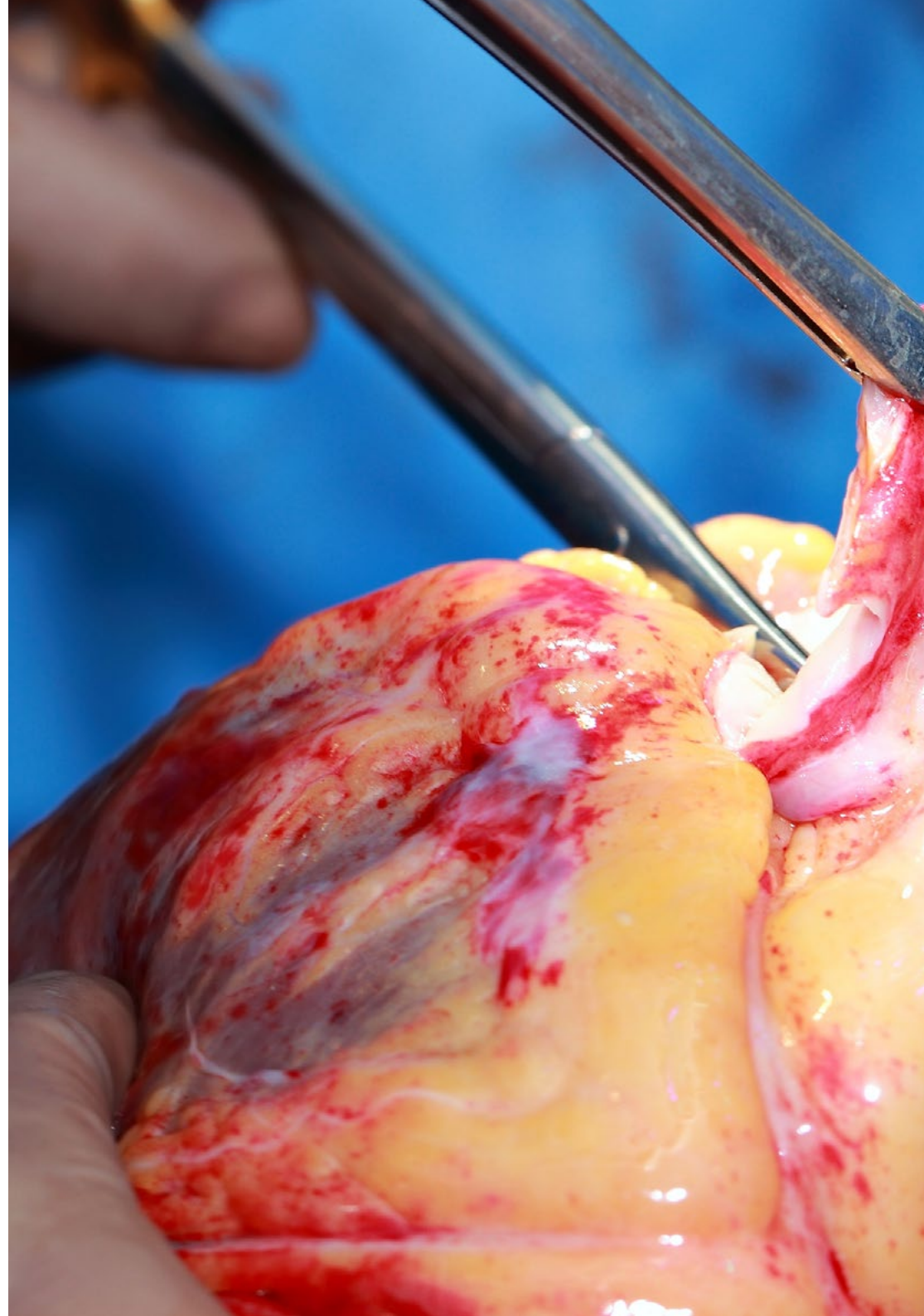


General Objectives

- Update your knowledge on advanced nursing practice in perioperative care within the different medical-surgical specialities through nursing based on evidence
- Promote work strategies based on perioperative patient care, as a reference model in the achievement of healthcare excellence.
- Encourage the acquisition of technical skills and abilities, through a powerful audiovisual system, and the possibility of development through online simulation workshops and/or specific preparation
- Encouraging professional development through research and dynamic and up-to-date continuous education



Seize the opportunity and take the step to get up-to-date on the latest developments in Cardiac Surgery for Nurses"





Specific Module Objectives

- ◆ Differentiate between biological and mechanical valves and know what preparation each one requires
- ◆ Become highly qualified in microsurgery and know how to handle autologous vascular grafts in aorto-coronary bypass surgery
- ◆ Explain the correct manipulation of the different implants used in the interventions performed on the aorta
- ◆ Manage emergency situations (cardiac rupture/cardiac tamponade/aortic dissection), having all the necessary material ready and collaborating with the rest of the team
- ◆ Explain the technique for the placement of chest drains in pericardiectomy.
- ◆ Describe the use of leads and generators required for interventions in cardiac rhythm disorders (pacemakers and ICDs).
- ◆ Differentiate between and explain the use of different monitors, devices and systems needed for the placement and subsequent control of balloon counterpulsation and ventricular assist devices.
- ◆ Describe the role of the heart-lung machine in cardiac surgery and the skills of the perfusionist nurse in charge of its operation.

03

Course Management

This program includes highly regarded health professionals in the field of healthcare in its teaching staff, who bring the experience of their work to this training.

In addition, renowned specialists, members of prestigious national and international scientific communities, are involved in designing and preparing the program.





“

*Learn the latest advances in
Cardiac Surgery for Nurses from
leading professionals”*

Management



Alba López, Alicia

- ◆ Diploma in Nursing
- ◆ More than 10 years of experience as a Surgical Block Nurse in Orthopedic and Traumatologic Surgery, Plastic Surgery and General Surgery operating rooms at "La Paz" Hospital University, Madrid



Bárzano Saiz, Mª Estela

- ◆ Diploma in Nursing
- ◆ Diploma in Physiotherapy
- ◆ Current Operating room nurse with several years of experience in Orthopaedic and Traumatological Surgery, Plastic Surgery and General Surgery operating rooms at University Hospital La Paz of Madrid
- ◆ Master's Degree in Counselling. San Camilo Health Humanization Center.



Guzmán Almagro, María Isabel

- Diploma in Nursing
- Master's Degree in Social Gerontology: Longevity, Health and Quality of Life
- Postgraduate Diploma in Urgent and Emergency Care. Complutense University of Madrid
- Professional Master's Degree in Comprehensive Nursing Care in Critical and Emergency Situations in Adults
- Surgical Block Nurse at the La Paz University Hospital. Madrid

Professors

García, Marta

Hernández, María

04

Structure and Content

The structure of the contents has been designed by a team of professionals who recognise the implications of education in the daily praxis of the nurse, aware of the relevance of current education to treat surgical patients and are committed to quality teaching using new educational technologies.

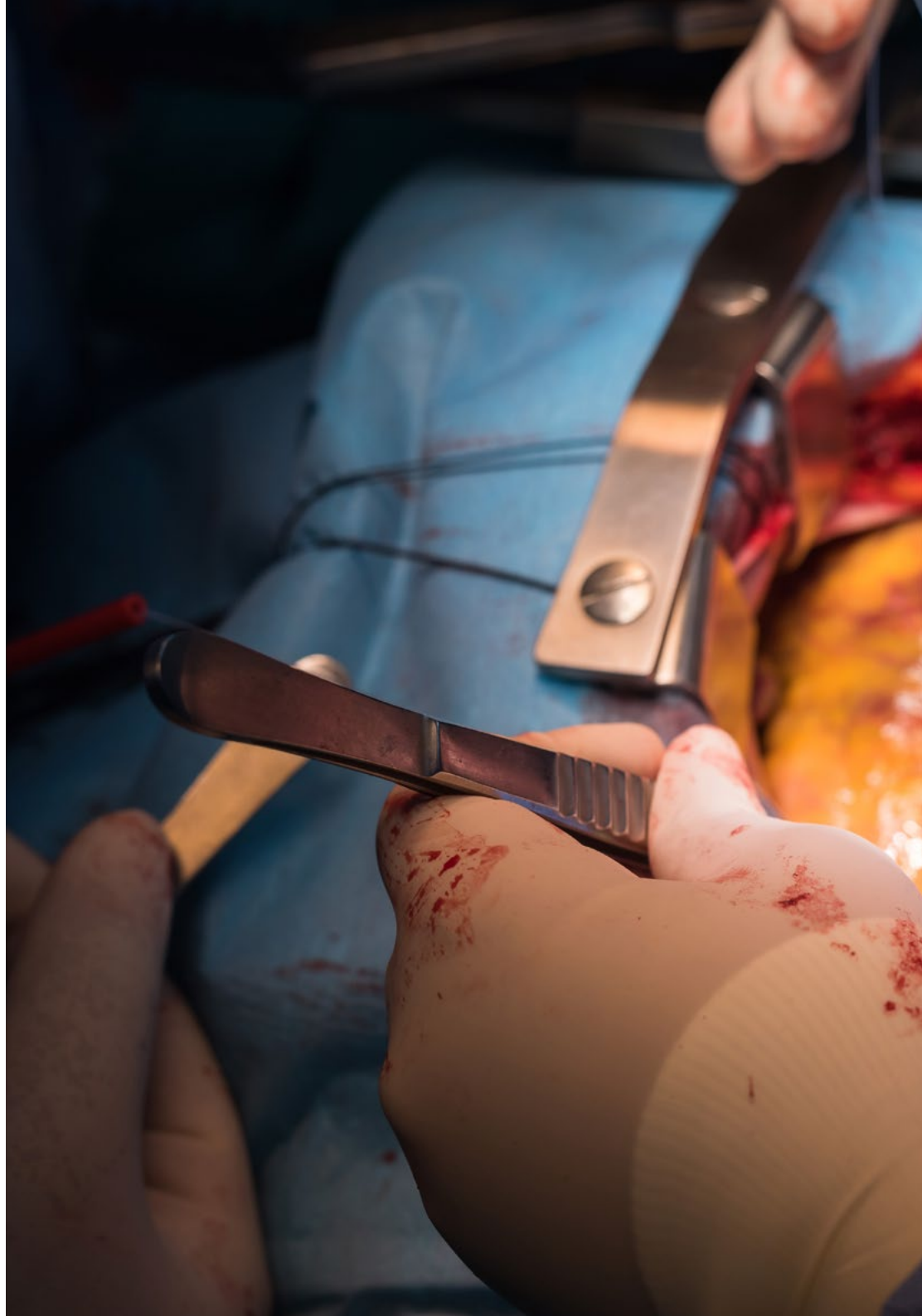


“

This Postgraduate Certificate in Cardiac Surgery for Nurses contains the most complete and up-to-date scientific program on the market”

Module 1. Cardiac Surgery

- 1.1. Particularities in Cardiac Surgery
 - 1.1.1. Specific Aspects to Consider in Each Surgery
 - 1.1.1.1. Anatomical Review in the Different Intervention Areas
 - 1.1.1.2. Apparatus, Expendable Material and Instruments
 - 1.1.1.3. Anesthesia of Choice
 - 1.1.1.4. Patient positioning
 - 1.1.1.5. Surgical Care of the Patient
 - 1.1.2. Specific Nursing Training in Heart Surgery
- 1.2. Valvular Substitution and Reparation
 - 1.2.1. Aortic Valve
 - 1.2.2. Mitral Valve
 - 1.2.3. Mitral Plasty
 - 1.2.4. Tricuspid Annuloplasty
- 1.3. Coronary Artery Bypass
- 1.4. Interventions in the Aorta
 - 1.4.1. David Procedure
 - 1.4.2. Mitral-Aortic David Procedure
 - 1.4.3. Bentall Procedure
 - 1.4.4. Ascending Aorta Replacement
- 1.5. Emergency Interventions
 - 1.5.1. Cardiac Rupture
 - 1.5.2. Cardiac Tamponade
 - 1.5.3. Aorta Dissection
- 1.6. Pericardiectomy.
- 1.7. Interventions Related to Electrical Disturbances
 - 1.7.1. Implantation or Removal of Pacemakers
 - 1.7.2. ICD Implantation/Removal
- 1.8. Balloon Counterpulsation and Ventricular Assist Device Management
- 1.9. Heart-Lung Machine





“

A unique, key, and decisive training experience to boost your professional development”

05

Methodology

This training provides you with a different way of learning. Our methodology uses a cyclical learning approach: ***Re-learning***.

This teaching system is used in the most prestigious medical schools in the world, and major publications such as the ***New England Journal of Medicine*** have considered it to be one of the most effective.





“

Discover Re-learning, a system that abandons conventional linear learning, to take you through cyclical teaching systems: a way of learning that has proven to be extremely effective, especially in subjects that require memorization”.

At TECH Nursing School we use the Case Method

In a given clinical situation, what would you do? Throughout the program, you will be presented with multiple simulated clinical cases based on real patients, where you will have to investigate, establish hypotheses and, finally, resolve the situation. There is abundant scientific evidence on the effectiveness of the method. Nurses learn better, faster, and more sustainably over time.

With TECH, nurses can experience a learning methodology that is shaking the foundations of traditional universities around the world.



According to Dr. Gérvas, the clinical case is the annotated presentation of a patient, or group of patients, which becomes a "case", an example or model that illustrates some peculiar clinical component, either because of its teaching power or because of its uniqueness or rarity. It is essential that the case is based on current professional life, in an attempt to recreate the real conditions in professional nursing practice.

“

Did you know that this method was developed in 1912 at Harvard for law students? The case method consisted of presenting students with real-life, complex situations for them to make decisions and justify their decisions on how to solve them. In 1924, Harvard adopted it as a standard teaching method”

The effectiveness of the method is justified by four fundamental achievements:

1. Nurses who follow this method not only grasp concepts, but also develop their mental capacity by evaluating real situations and applying their knowledge.
2. The learning process has a clear focus on practical skills that allow the nursing professional to better integrate knowledge acquisition into the hospital setting or primary care.
3. Ideas and concepts are understood more efficiently, given that the example situations are based on real-life.
4. Students like to feel that the effort they put into their studies is worthwhile. This then translates into a greater interest in learning and more time dedicated to working on the university program.



Re-learning Methodology

At TECH we enhance the Harvard case method with the best 100% online teaching methodology available: Re-learning.

Our University is the first in the world to combine the study of clinical cases with a 100% online learning system based on repetition, combining a minimum of 8 different elements in each lesson, which represent a real revolution with respect to simply studying and analyzing cases.



The nurse will learn through real cases and by solving complex situations in simulated learning environments. These simulations are developed using state-of-the-art software to facilitate immersive learning.

At the forefront of world teaching, the Re-learning method has managed to improve the overall satisfaction levels of professionals who complete their studies, with respect to the quality indicators of the best Spanish-speaking online university (Columbia University).

With this methodology we have trained more than 175,000 nurses with unprecedented success, in all specialties regardless of from the workload. All this in a highly demanding environment, where the students have a strong socio-economic profile and an average age of 43.5 years.

Re-learning will allow you to learn with less effort and better performance, involving you more in your specialization, developing a critical mindset, defending arguments, and contrasting opinions: a direct equation to success.

In our program, learning is not a linear process, but rather a spiral (we learn, unlearn, forget, and re-learn). Therefore, we combine each of these elements concentrically.

The overall score obtained by our learning system is 8.01, according to the highest international standards.



In this program you will have access to the best educational material, prepared with you in mind:



Study Material

All teaching material is produced by the specialists who teach the course, specifically for the course, so that the teaching content is really specific and precise.

This content is then adapted in an audiovisual format that will create our way of working online, with the latest techniques that allow us to offer you high quality in all of the material that we provide you with.



Nursing Techniques and Procedures on Video

We introduce you to the latest techniques, to the latest educational advances, to the forefront of current nursing procedures and techniques. All this, in first person, with the maximum rigor, explained and detailed for your assimilation and understanding. And best of all, you can watch them as many times as you want.



Interactive Summaries

We present the contents attractively and dynamically in multimedia lessons that include audio, videos, images, diagrams, and concept maps in order to reinforce knowledge.

This unique multimedia content presentation training system was awarded by Microsoft as a "European Success Story".



Additional Reading

Recent articles, consensus documents, international guides. in our virtual library you will have access to everything you need to complete your training.





Expert-Led Case Studies and Case Analysis

Effective learning ought to be contextual. Therefore, we will present you with real case developments in which the expert will guide you through focusing on and solving the different situations: a clear and direct way to achieve the highest degree of understanding.



Testing & Retesting

We periodically evaluate and re-evaluate your knowledge throughout the program, through assessment and self-assessment activities and exercises: so that you can see how you are achieving your goals.



Classes

There is scientific evidence suggesting that observing third-party experts can be useful.
Learning from an expert strengthens knowledge and memory, and generates confidence in our future difficult decisions.



Quick Action Guides

We offer you the most relevant contents of the course in the form of worksheets or quick action guides. A synthetic, practical, and effective way to help you progress in your learning.



06

Certificate

The Postgraduate Certificate in Psychological Changes and Perinatal Bereavement in the Puerperium for Midwives guarantees, in addition to the most rigorous and updated training, access to a certificate issued by TECH Technological University.



“

Successfully complete this specialisation and receive your university degree without travel or laborious paperwork”

This **Postgraduate Certificate in Cardiac Surgery for Nurses** contains the most complete and up-to-date scientific program on the market.

After students have passed the assessments, they will receive their **Postgraduate Certificate** issued by **TECH Technological University**.

The diploma issued by **TECH Technological University** will reflect the qualification obtained in the Master's Degree, and meets the requirements commonly demanded by labor exchanges, competitive examinations, and professional career evaluation committees.

Title: **Postgraduate Certificate in Cardiac Surgery for Nurses**

ECTS: **5**

Official Number of Hours: **125**



*Apostille Convention. In the event that the student wishes to have their paper diploma Apostilled, TECH EDUCATION will make the necessary arrangements to obtain it at an additional cost of €140 plus shipping costs of the Apostilled diploma.

future
health confidence people
education information tutors
guarantee accreditation teaching
institutions technology learning
community commitment
personalized service innovation
knowledge present
online training
development language
classroom



**Postgraduate
Certificate**
Cardiac Surgery
For Nurses

Course Modality: **Online**

Duration: **6 weeks**

Certificate: **TECH Technological University**

5 ECTS Credits

Teaching Hours: **125 hours**

Postgraduate Certificate Cardiac Surgery for Nurses

