

Postgraduate Certificate

Anatomy and Physiology of the Human Reproductive System for Midwives





Postgraduate Certificate Anatomy and Physiology of the Human Reproductive System for Midwives

- » Modality: online
- » Duration: 6 weeks
- » Certificate: TECH Global University
- » Credits: 9 ECTS
- » Schedule: at your own pace
- » Exams: online

Website: www.techtute.com/us/nursing/postgraduate-certificate/anatomy-physiology-human-reproductive-system-midwives

Index

01

Introduction

p. 4.

02

Objectives

p. 8.

03

Course Management

p. 12.

04.

Structure and Content

p. 16.

05

Methodology

p. 20.

06

Certificate

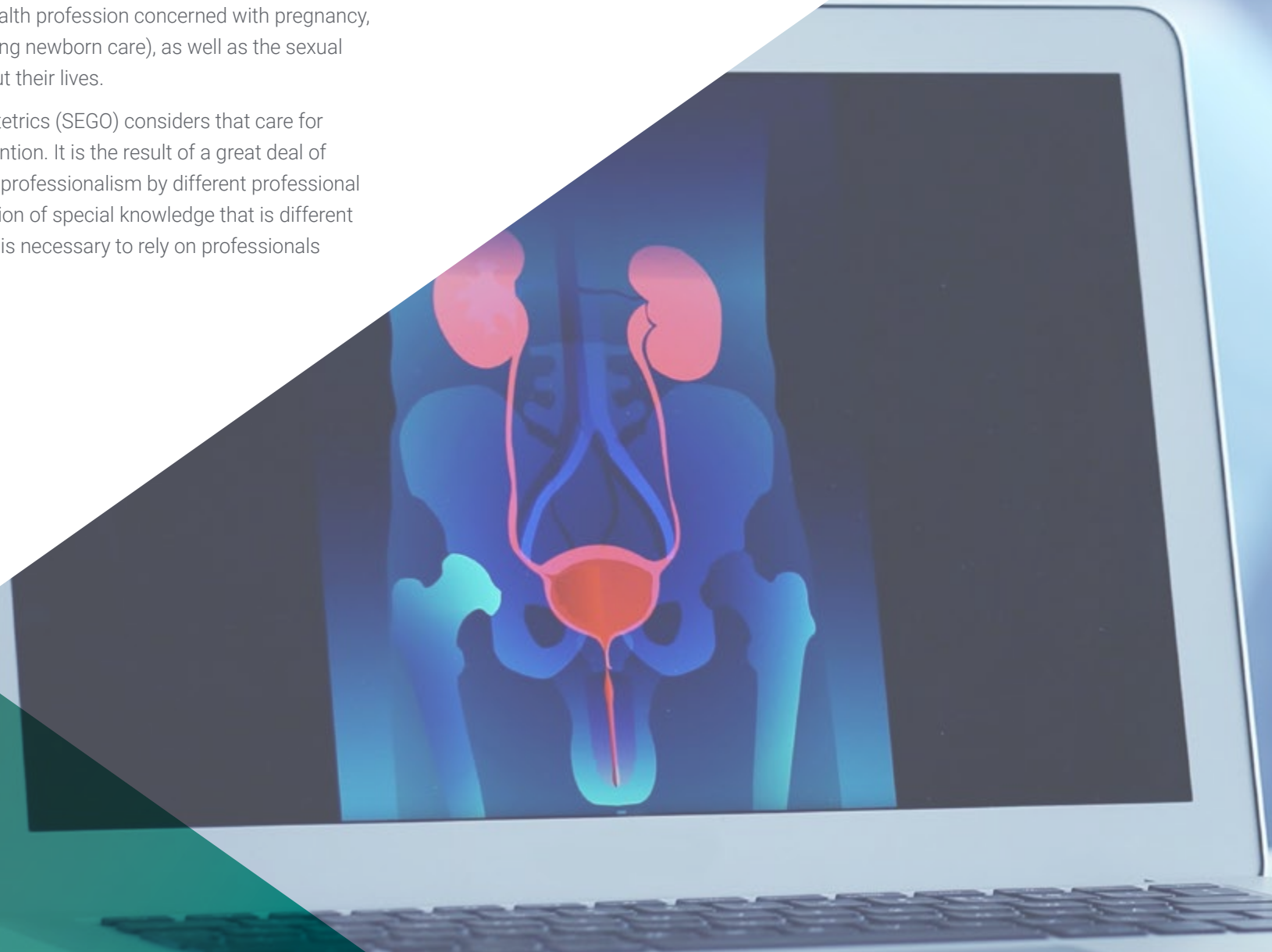
p. 28.

01

Introduction

Midwifery is the science of health and the health profession concerned with pregnancy, childbirth and the postpartum period (including newborn care), as well as the sexual and reproductive health of women throughout their lives.

The Spanish Society of Gynecology and Obstetrics (SEGO) considers that care for women requires specific knowledge and attention. It is the result of a great deal of care and attention given with generosity and professionalism by different professional categories. Therefore, it requires the acquisition of special knowledge that is different from that of the rest of the population, and it is necessary to rely on professionals trained in these specific areas.



“

Improve your knowledge in Anatomy and Physiology of the Human Reproductive System for Midwives through this program, where you will find the best teaching material with real clinical cases. Learn here the latest advances in Anatomy and Physiology of the Human Reproductive System for Midwives to be able to perform a better-quality professional practice"

The Postgraduate Certificate in Anatomy and Physiology of the Human Reproductive System for Midwives aims to cover the updating space demanded by professionals interested in the area, seeking usefulness in routine clinical practice and encouraging high-level research in the aspects covered.

The general purpose of this program is to serve as an update for midwives in order to meet the health needs of women with scientific rigor and the highest professional level.

This program arises as a response to multiple needs in the hospital environment of all midwives, both those recently incorporated as well as those who have been providing their professional services for some time and who require constant updating in this very specific area of practice.

The aim is to respond to the growing need posed by the new challenges imposed by a changing and increasingly demanding society, in order to raise awareness of the importance of incorporating new values, new work systems and new areas of action in our profession. A social need where women demand specialized and specific attention in the field of gynecological health.

This Postgraduate Certificate will seek to provide new knowledge based on scientific evidence on specific care in the field of gynecology, such as gynecological pathologies and changes in the growth and aging of women.

The program is designed to provide online training equivalent to 1,500 hours of study, and all theoretical and practical knowledge is presented through high quality multimedia content, analysis of clinical cases prepared by experts, master classes and video techniques that allow the exchange of knowledge and experience, maintain and update the training level of its members, create protocols for action and disseminate the most important developments in the field. With online education, students can organize their time and pace of learning, adapting it to their schedules, in addition to being able to access the contents from any computer or mobile device.

This **Postgraduate Certificate in Anatomy and Physiology of the Human Reproductive System for Midwives** contains the most complete and up-to-date scientific program on the market. The most important features include:

- ♦ More than 75 clinical cases presented by experts in Gynecology and Obstetrics. The graphic, schematic, and practical contents with which they are created provide scientific and practical information on the disciplines that are essential for professional practice
- ♦ New developments in obstetrics and gynecology care and intervention. It contains practical exercises where the self-assessment process can be carried out to improve learning
- ♦ Algorithm-based interactive learning system for decision-making in the situations that are presented to the student
- ♦ With special emphasis on evidence-based nursing and research methodologies in Anatomy and Physiology of the Human Reproductive System for Midwives
- ♦ All of this will be complemented by theoretical lessons, questions to the expert, debate forums on controversial topics, and individual reflection assignments
- ♦ Content that is accessible from any fixed or portable device with an internet connection



This program will generate a sense of confidence in the performance of midwifery practice that will help you grow personally and professionally"

“

This Postgraduate Certificate is the best investment you can make when selecting a refresher program, for two reasons: in addition to updating your knowledge in Anatomy and Physiology of the Human Reproductive System for Midwives, you will obtain a qualification endorsed by TECH Global University”

Its teaching staff includes professionals belonging to the field of gynecology and obstetrics, who bring to this training the experience of their work, in addition to recognized specialists belonging to scientific societies of reference.

Thanks to its multimedia content developed with the latest educational technology, they will allow the professionals a situated and contextual learning, that is to say, a simulated environment that will provide an immersive learning programmed to train in real situations.

This program is designed around Problem-Based Learning, whereby the midwife must try to solve the different professional practice situations that arise during the Postgraduate Certificate. For this reason, the midwife will be assisted by an innovative, interactive video system created by renowned and experienced experts in the field of gynecology and obstetrics with extensive teaching experience.

Increase your decision-making confidence by updating your knowledge through this Postgraduate Certificate.

Make the most of this opportunity to learn about the latest advances in Anatomy and Physiology of the Human Reproductive System for Midwives and improve your patient care.



02 Objectives

The Postgraduate Certificate in Anatomy and Physiology of the Human Reproductive System Care for Midwives is aimed at facilitating the performance of the midwife in the care of all patients and especially those with gynecological problems or at risk of suffering them.





“

This Postgraduate Certificate is designed to help you update your knowledge in Anatomy and Physiology of the Human Reproductive System for Midwives, with the use of the latest educational technology, to contribute with quality and confidence to decision-making, care, treatment, and patient support"



General Objectives

- ♦ Acquire knowledge in specific gynecological care
- ♦ Promote work strategies based on a comprehensive approach to the patient as a reference model for achieving excellence in care
- ♦ Favour the acquisition of technical skills and abilities, through a powerful audiovisual system, and the possibility of development through specific training
- ♦ Encourage professional stimulation through continuing education and research



Update your knowledge through the Postgraduate Certificate in Anatomy and Physiology of the Human Reproductive System for Midwives"





Specific Objectives

- Describe the anatomy and physiology of the male and female sexual apparatus
- Explain reproductive endocrinology
- Explain the development of sex differentiation
- Describe the ovarian and uterine cycle
- Explain male physiology
- Understand the neurohormonal regulation of reproductive function
- Describe the physiological process of the climacteric stage

03

Course Management

The program includes in its teaching staff specialists of reference in gynecological care who bring to this Postgraduate Certificate the experience of their work. Additionally, other recognized specialists participate in its design and preparation, which means that the program is developed in an interdisciplinary manner.





“

Learn from leading professionals the latest advances in Anatomy and Physiology of the Human Reproductive System for Midwives”

Management



Dr. Rodríguez Díaz, Luciano

- ◆ Midwife Bellvitge University Hospital
- ◆ Lecturer at the University Centre of Nursing of Ronda
- ◆ Lecturer in the Ceuta Midwifery Teaching Unit
- ◆ SEEUE obstetric-gynecologic emergencies group member
- ◆ Responsible for Perinatal Health: Reproductive Sexual Health and Normal Childbirth of Ingesa
- ◆ Member of the Clinical Commission for Research and Continuing Education of the University Hospital of Ceuta
- ◆ Full member of the Institute of Ceuta Studies
- ◆ Member of the Editorial Board of the European Journal of Health Research
- ◆ PhD from the University of Granada



Dr. Vázquez Lara, Juana María

- ◆ Nurse of the 061 of Ceuta
- ◆ Midwife in the Ceuta Health Area
- ◆ Head of Studies of the Ceuta Midwifery Teaching Unit
- ◆ Professor of the Ceuta Midwifery Teaching Unit
- ◆ Coordinator of SEEUE obstetric-gynecologic emergencies group
- ◆ PhD from the University of Granada

Professors

Ms. Andrés Núñez, Carmen Patricia

- ♦ Specialist in Obstetrics and Gynecology at the University Hospital of Ceuta

Ms. Carrasco Racero, María Mercedes

- ♦ Nurse and Internship Coordinator at the University Center of Ronda

Ms. De Dios Pérez, María Isabel

- ♦ Midwife at the Zaragoza University Hospital

Ms. Díaz Lozano, Paula

- ♦ Midwife at the Ceuta University Hospital

Ms. Gilart Cantizano, Patricia

- ♦ Specialized Care Midwife Campo de Gibraltar and Quirón Campo de Gibraltar

Ms. Llinás Prieto, Lucía

- ♦ Nurse in Specialized Care, Cádiz

Mr. Márquez Díaz, Antonio

- ♦ Midwife at the Costa del Sol Hospital in Marbella and Quirón Campo de Gibraltar Hospital

Ms. Mérida Téllez, Juanma

- ♦ Midwife Costa del Sol de Marbella Hospital

Ms. Mérida Yáñez, Beatriz

- ♦ Dr. Primary Care Midwife Extremadura

Ms. Muñoz Vela, Francisco Javier

- ♦ Midwife in Specialized Care at the Maternal-Children's Hospital of Malaga

Ms. Palomo Gómez, Rocío

- ♦ Ceuta Specialized Care Midwife

Ms. Revidiego Pérez, María Dolores

- ♦ Specialized Care Midwife Campo de Gibraltar and Quirón Campo de Gibraltar

Ms. Rivero Gutiérrez, Carmen

- ♦ Ceuta Specialized Care Midwife

Mr. Rodríguez Díaz, David

- ♦ Nurse at Nuestra Señora de Candelaria University Hospital

Mr. Vázquez Lara, Francisco José

- ♦ Degree in Biological Sciences

Ms. Vázquez Lara, María Dolores

- ♦ Campo de Gibraltar Primary Care Nurse

04

Structure and Content

The structure of the contents has been designed by a team of professionals from leading hospitals and universities, aware of the relevance of current specialization to intervene in the prevention, care and monitoring of gynecological health of patients, and committed to quality teaching through new educational technologies.



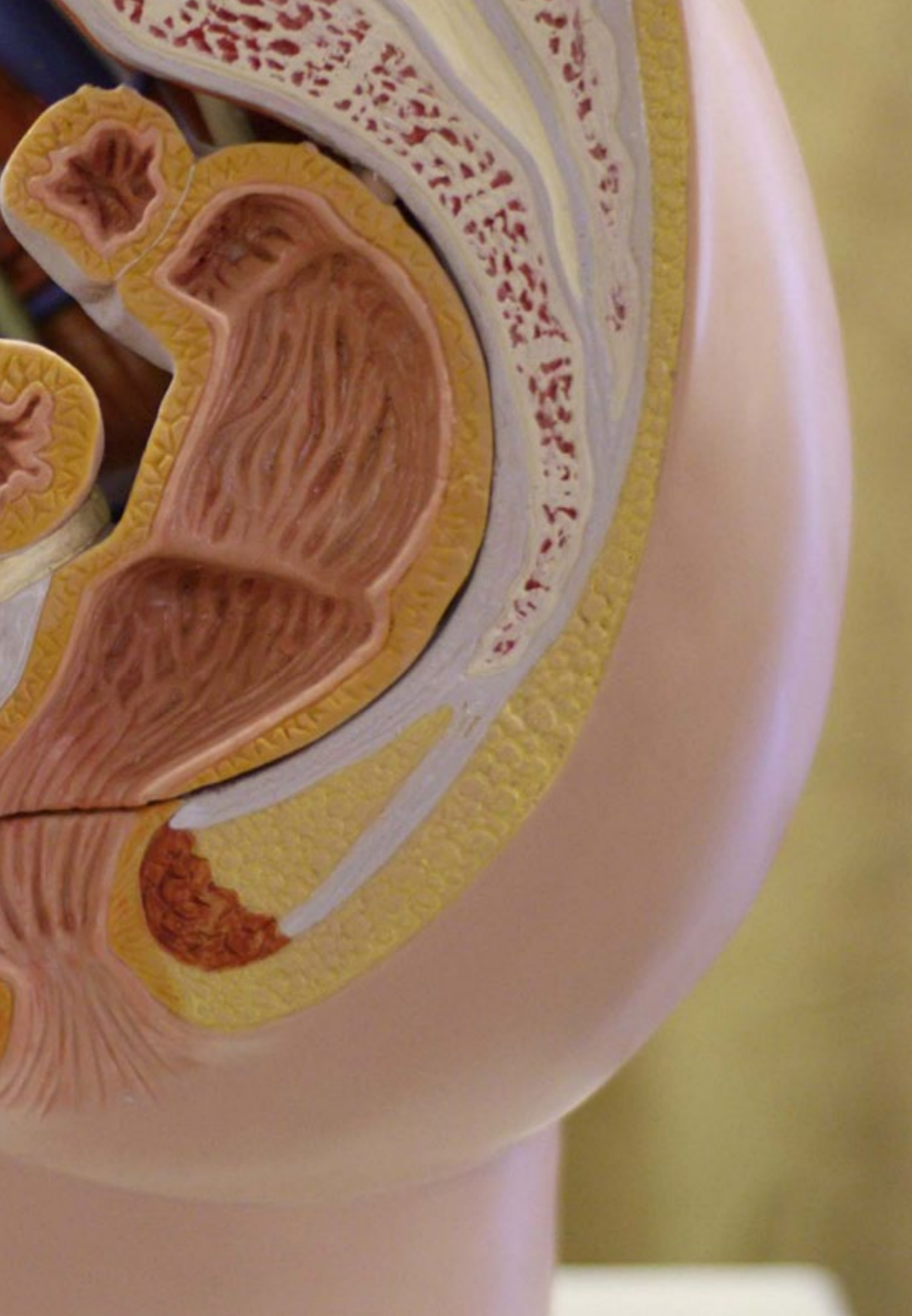
“

This Postgraduate Certificate in Anatomy and Physiology of the Human Reproductive System for Midwives contains the most complete and up-to-date scientific program on the market”

Module 1. Anatomy and Physiology of the Human Reproductive System

- 1.1. Anatomy of Male and Female Genital Apparatus
 - 1.1.1. Female Description
 - 1.1.2. Male Description
- 1.2. Histology of the Genital and Breast Organs
 - 1.2.1. Histological Description
- 1.3. Introduction to the Cellular and Genetic Basis of Female Gametogenesis
 - 1.3.1. Cellular and Genetic Description
- 1.4. Basis of Reproductive Endocrinology
 - 1.4.1. Reproductive Hormonal Process
- 1.5. The Acquisition of Sex
 - 1.5.1. Sexual Differentiation
- 1.6. Female Physiology
 - 1.6.1. Ovarian Cycle
 - 1.6.2. Uterine Cycle
 - 1.6.3. Cycle and Physiology of the Vagina and Vulva
- 1.7. Male Physiology
 - 1.7.1. Testicles and Gametogenesis
 - 1.7.2. Testicular Functional Regulation
 - 1.7.3. Male Sex Accessory Glands
 - 1.7.4. Ejaculation. The Ejaculate and its Composition
- 1.8. Neurohormonal Regulation of Reproductive Function. The Hypothalamic–Pituitary–Gonadal Axis
 - 1.8.1. Hormonal Regulation Process
 - 1.8.2. Feedback
- 1.9. Puberty
 - 1.9.1. Concept
 - 1.9.2. Differentiation
- 1.10. Climacteric Physiology
 - 1.10.1. Chronology
 - 1.10.2. Phenomenology
 - 1.10.3. Mechanisms





- 1.11. Human Sexuality
 - 1.11.1. Sexual Physiology: Neuroendocrine and Psychological Aspects
- 1.12. Symptoms of Gynecopathies, Menstrual Symptoms
 - 1.12.1. Terminology and General Considerations
 - 1.12.2. General Flow and its Treatments
- 1.13. Complementary Gynecological Examinations
 - 1.13.1. Cervical Cytology
 - 1.13.2. Speculoscopy
 - 1.13.3. Manual Vaginal Exploration
 - 1.13.4. Vaginal Exudate
 - 1.13.5. Colposcopy
 - 1.13.6. Hysteroscopy

“ *A unique, key, and decisive training experience to boost your professional development*”

05

Methodology

This academic program offers students a different way of learning. Our methodology uses a cyclical learning approach: **Relearning**.

This teaching system is used, for example, in the most prestigious medical schools in the world, and major publications such as the **New England Journal of Medicine** have considered it to be one of the most effective.





“

Discover Relearning, a system that abandons conventional linear learning, to take you through cyclical teaching systems: a way of learning that has proven to be extremely effective, especially in subjects that require memorization"

At TECH Nursing School we use the Case Method

In a given situation, what should a professional do? Throughout the program, students will face multiple simulated clinical cases, based on real patients, in which they will have to do research, establish hypotheses, and ultimately resolve the situation. There is an abundance of scientific evidence on the effectiveness of the method. Nurses learn better, faster, and more sustainably over time.

With TECH, nurses can experience a learning methodology that is shaking the foundations of traditional universities around the world.



According to Dr. Gérvas, the clinical case is the annotated presentation of a patient, or group of patients, which becomes a "case", an example or model that illustrates some peculiar clinical component, either because of its teaching power or because of its uniqueness or rarity. It is essential that the case is based on current professional life, in an attempt to recreate the real conditions in professional nursing practice.

“

Did you know that this method was developed in 1912, at Harvard, for law students? The case method consisted of presenting students with real-life, complex situations for them to make decisions and justify their decisions on how to solve them. In 1924, Harvard adopted it as a standard teaching method”

The effectiveness of the method is justified by four fundamental achievements:

1. Nurses who follow this method not only grasp concepts, but also develop their mental capacity, by evaluating real situations and applying their knowledge.
2. The learning process has a clear focus on practical skills that allow the nursing professional to better integrate knowledge acquisition into the hospital setting or primary care.
3. Ideas and concepts are understood more efficiently, given that the example situations are based on real-life.
4. Students like to feel that the effort they put into their studies is worthwhile. This then translates into a greater interest in learning and more time dedicated to working on the course.



Relearning Methodology

At TECH we enhance the case method with the best 100% online teaching methodology available: Relearning.

This university is the first in the world to combine case studies with a 100% online learning system based on repetition combining a minimum of 8 different elements in each lesson, which is a real revolution compared to the simple study and analysis of cases.



The nurse will learn through real cases and by solving complex situations in simulated learning environments. These simulations are developed using state-of-the-art software to facilitate immersive learning.

At the forefront of world teaching, the Relearning method has managed to improve the overall satisfaction levels of professionals who complete their studies, with respect to the quality indicators of the best online university (Columbia University).

With this methodology we have trained more than 175,000 nurses with unprecedented success in all specialities regardless of practical workload. Our pedagogical methodology is developed in a highly competitive environment, with a university student body with a strong socioeconomic profile and an average age of 43.5 years old.

Relearning will allow you to learn with less effort and better performance, involving you more in your specialization, developing a critical mindset, defending arguments, and contrasting opinions: a direct equation to success.

In our program, learning is not a linear process, but rather a spiral (learn, unlearn, forget, and re-learn). Therefore, we combine each of these elements concentrically.

The overall score obtained by TECH's learning system is 8.01, according to the highest international standards.



This program offers the best educational material, prepared with professionals in mind:



Study Material

All teaching material is produced by the specialists who teach the course, specifically for the course, so that the teaching content is really specific and precise.

These contents are then applied to the audiovisual format, to create the TECH online working method. All this, with the latest techniques that offer high quality pieces in each and every one of the materials that are made available to the student.



Nursing Techniques and Procedures on Video

We introduce you to the latest techniques, to the latest educational advances, to the forefront of current medical techniques. All of this in direct contact with students and explained in detail so as to aid their assimilation and understanding. And best of all, you can watch them as many times as you want.



Interactive Summaries

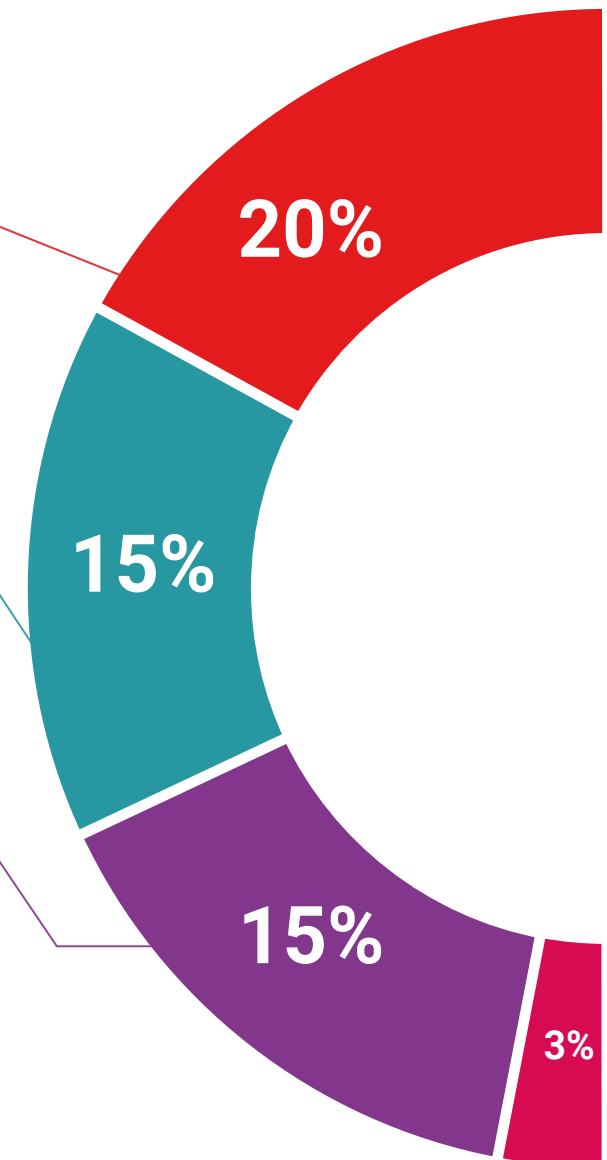
The TECH team presents the contents attractively and dynamically in multimedia lessons that include audio, videos, images, diagrams, and concept maps in order to reinforce knowledge.

This exclusive educational system for presenting multimedia content was awarded by Microsoft as a "European Success Story".



Additional Reading

Recent articles, consensus documents and international guidelines, among others. In TECH's virtual library, students will have access to everything they need to complete their course.





Expert-Led Case Studies and Case Analysis

Effective learning ought to be contextual. Therefore, TECH presents real cases in which the expert will guide students, focusing on and solving the different situations: a clear and direct way to achieve the highest degree of understanding.



Testing & Retesting

We periodically evaluate and re-evaluate students' knowledge throughout the program, through assessment and self-assessment activities and exercises, so that they can see how they are achieving their goals.



Classes

There is scientific evidence suggesting that observing third-party experts can be useful.

Learning from an Expert strengthens knowledge and memory, and generates confidence in future difficult decisions.



Quick Action Guides

TECH offers the most relevant contents of the course in the form of worksheets or quick action guides. A synthetic, practical, and effective way to help students progress in their learning.



06 Certificate

The Postgraduate Certificate in Anatomy and Physiology of the Human Reproductive System for Midwives guarantees students, in addition to the most rigorous and up-to-date education, access to a Postgraduate Certificate issued by TECH Global University.



“

Successfully complete this program and receive your university qualification without having to travel or fill out laborious paperwork”

This program will allow you to obtain your **Postgraduate Certificate in Anatomy and Physiology of the Human Reproductive System for Midwives for Midwives** endorsed by **TECH Global University**, the world's largest online university.

TECH Global University is an official European University publicly recognized by the Government of Andorra ([official bulletin](#)). Andorra is part of the European Higher Education Area (EHEA) since 2003. The EHEA is an initiative promoted by the European Union that aims to organize the international training framework and harmonize the higher education systems of the member countries of this space. The project promotes common values, the implementation of collaborative tools and strengthening its quality assurance mechanisms to enhance collaboration and mobility among students, researchers and academics.

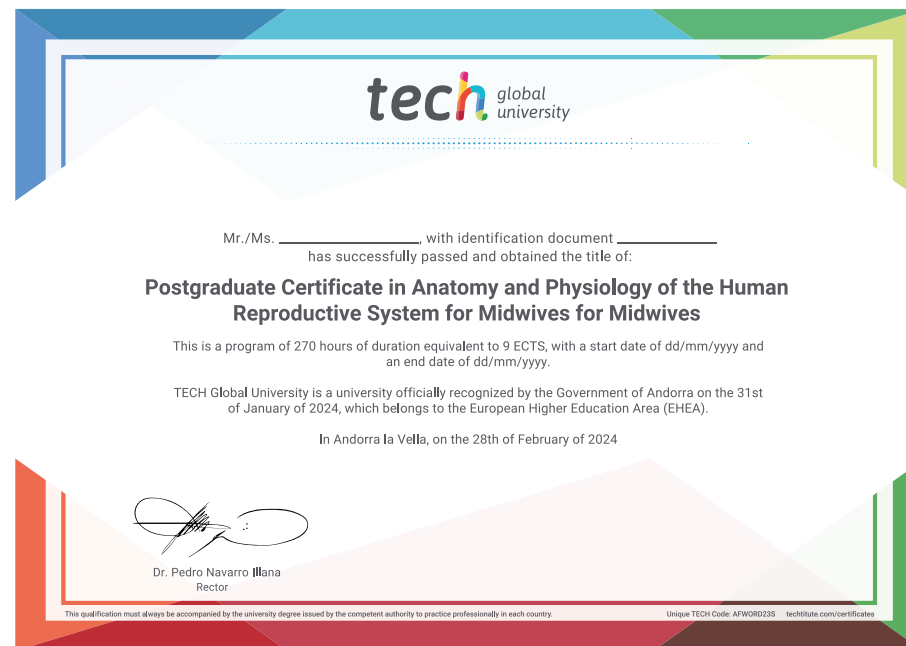
This **TECH Global University** title is a European program of continuing education and professional updating that guarantees the acquisition of competencies in its area of knowledge, providing a high curricular value to the student who completes the program.

Title: **Postgraduate Certificate in Anatomy and Physiology of the Human Reproductive System for Midwives for Midwives**

Modality: **online**

Duration: **6 weeks**

Accreditation: **9 ECTS**



*Apostille Convention. In the event that the student wishes to have their paper diploma issued with an apostille, TECH Global University will make the necessary arrangements to obtain it, at an additional cost.



Postgraduate Certificate
Anatomy and Physiology
of the Human Reproductive
System for Midwives

- » Modality: online
- » Duration: 6 weeks
- » Certificate: TECH Global University
- » Credits: 9 ECTS
- » Schedule: at your own pace
- » Exams: online

Postgraduate Certificate

Anatomy and Physiology of the Human Reproductive System for Midwives