

Internship Program

Primary Care Clinical Ultrasound for Nursing





tech *global*
university

Internship Program
Primary Care Clinical
Ultrasound for Nursing

Index

01

Introduction

p. 4

02

Why Study an Internship Program?

p. 6

03

Objectives

p. 8

04

Educational Plan

p. 10

05

Where Can I Do the Internship Program?

p. 12

06

General Conditions

p. 16

07

Certificate

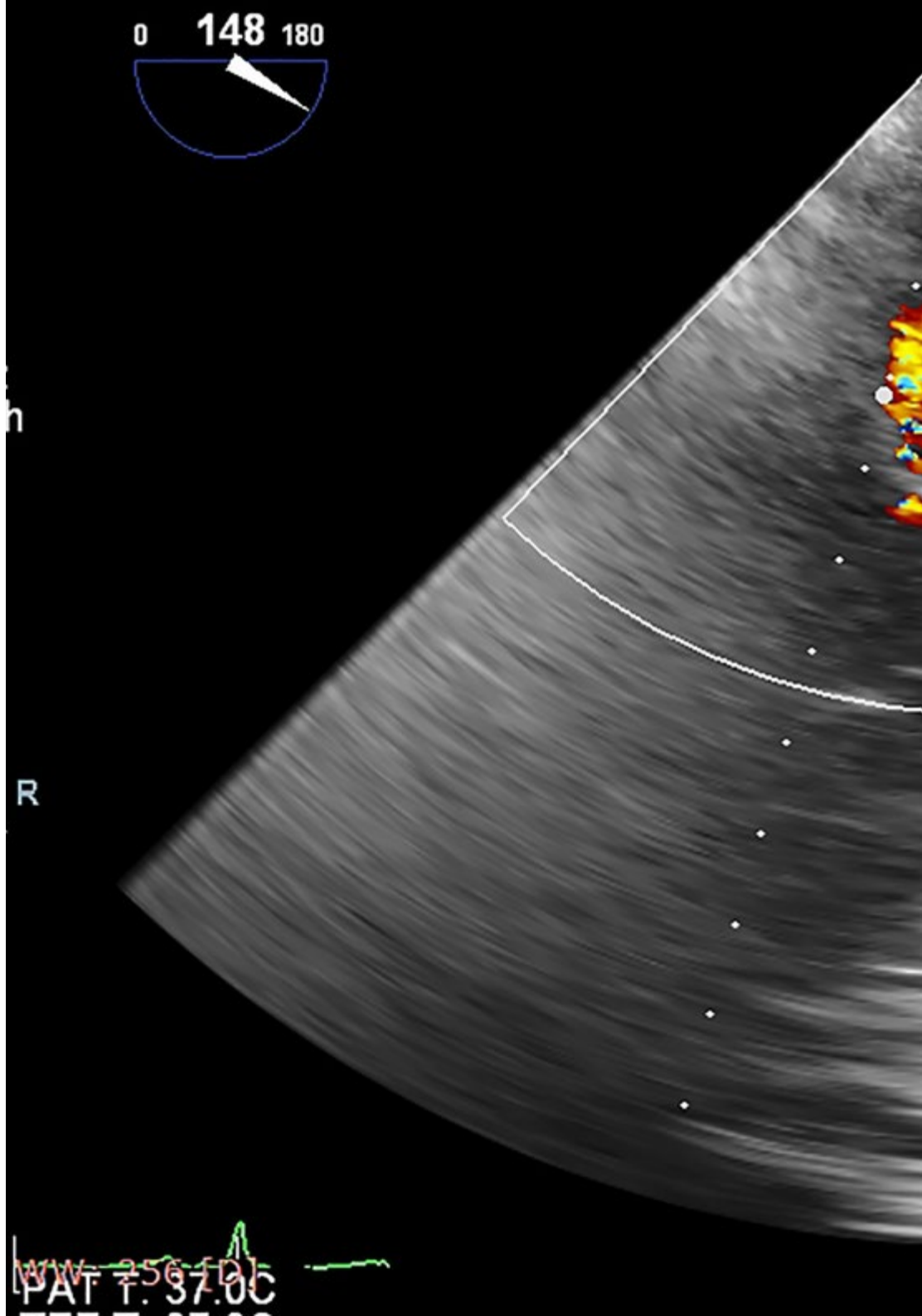
p. 18

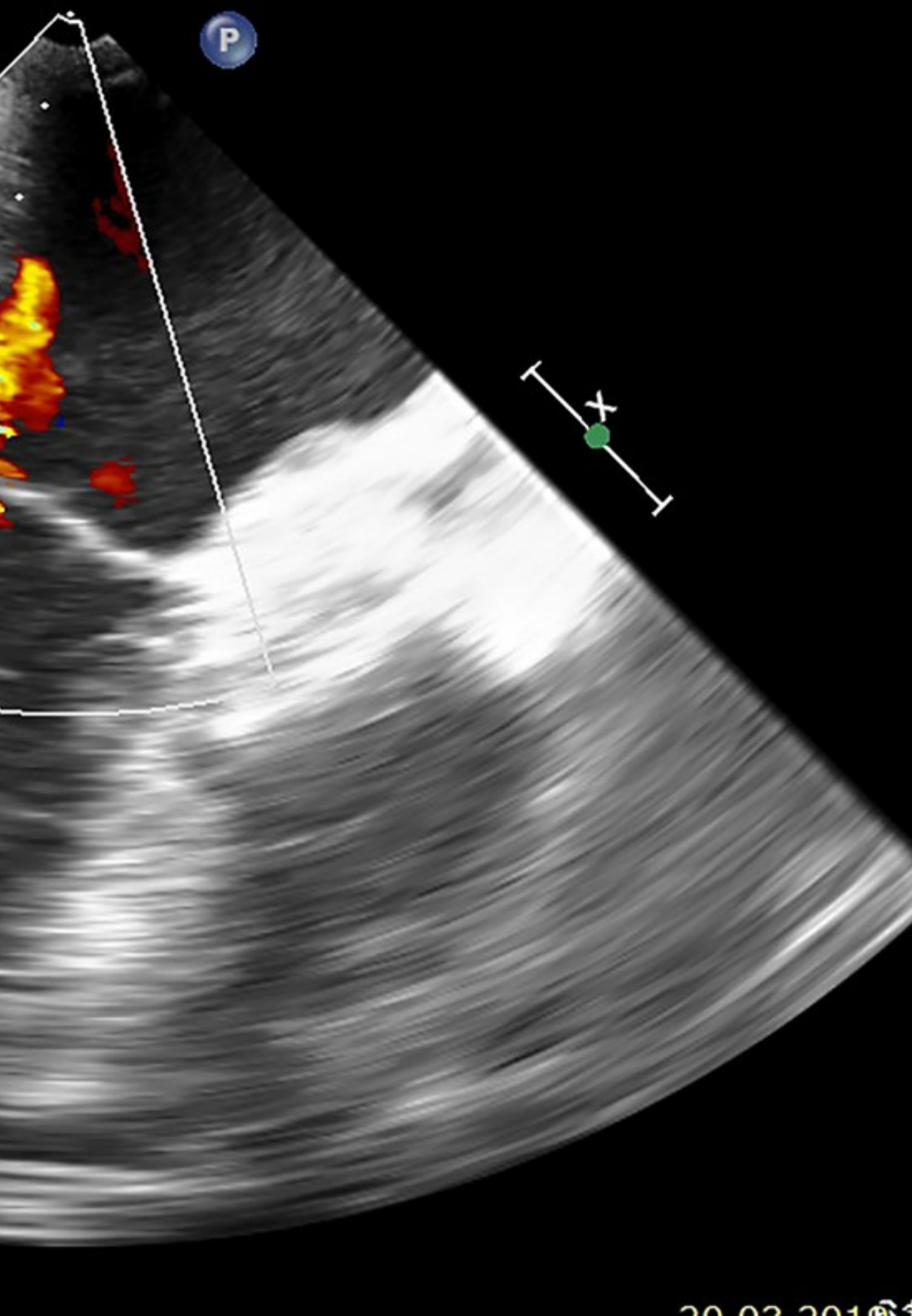
01 Introduction

Although diagnostic tools have advanced as technology advances, ultrasound remains a powerful tool at the service of the nurse to diagnose or check the patient's health status. Under this premise, and knowing the widespread use of Clinical Ultrasound in Primary Care, TECH has prepared this program that aims to give the nurse the opportunity to learn, from the experience of active professionals and with the latest generation equipment, the novelties involved in ultrasound in professional practice. This is, therefore, a great opportunity, being able to carry out a practical, face-to-face and intensive stay in a prestigious center where you can in a prestigious center where you will be able to update and graduate according to the highest quality standards. highest quality standards.



Get up to date on the latest technological and procedural advances, thanks to this completely practical program, of Clinical Ultrasound in the Primary Care setting"





Clinical Ultrasound has years of application behind it, but it continues to be a safe, fast, reliable, innocuous, non-invasive, well tolerated by the patient and relatively inexpensive diagnostic test. In addition, and with the advance of new technologies applied to the health field, Clinical Ultrasound has evolved towards new working methods with smaller and more mobile devices and, therefore, much more accessible.

In the last 50 years, ultrasound has been extremely relevant to advances in healthcare, becoming an indispensable tool for health professionals when physically examining patients. This discipline has evolved in recent decades, from being restricted to radiodiagnostic services, to being included in all healthcare environments.

Being aware of the relevance of Clinical Ultrasound in nursing practice, TECH has prepared this Practical Training program that aims to provide the professional the opportunity to learn in a reference center everything related to this specialty. Therefore, after 3 weeks of intensive academic practice, the nurse will be prepared to put into practice the latest advances in Clinical Ultrasound in their daily practice in Primary Care.

A unique opportunity that gives access to state-of-the-art equipment, to high-level professionals who will tutor the work and, above all, to the treatment of real cases in professional practice. All this only by taking this Practical Training with TECH.

02

Why Study an Internship Program?

Healthcare professionals are subject to constant updating with the aim of always working in accordance with the latest technical and technological advances in their field. In this sense, clinical ultrasound is a basic tool in numerous procedures, and its use in primary care has been increasing in recent years. In addition, the equipment for this non-invasive technique has been evolving, introducing a more precise and detailed view of the area of the body being scanned. Therefore, it is necessary to provide professionals with a program such as this one, of a practical nature, where they will have the opportunity to spend time in a prestigious health center. In addition, it will be taught by experts from the institution itself, ensuring active and intensive learning in a 100% real working environment.



Up-to-date yourself, thanks to TECH, in a real environment with experienced professionals, in the applications of Clinical Ultrasound in Primary Care"

1. Updating from the Latest Technology Available

Clinical Ultrasound is a procedure that has a long history but has undergone numerous technological changes. Therefore, it is necessary to adapt to these changes, being able to perform from the most advanced equipment. And this completely practical TECH program takes into account this situation to offer the professional the latest technology in this area, which will be available at the center where the student stays.

2. Gaining In-depth Knowledge from the Experience of Top Specialists

The student will be accompanied by a large team of professionals with extensive experience in the use of Clinical Ultrasound in the field of Primary Care. Therefore, and with the constant guidance of a specifically designated tutor, you will be able to access cases and patients in a completely real environment, carrying out various activities related to this health procedure.

3. Entering First-Class Clinical Environments

TECH carefully selects all available centers for Internship Programs. Therefore, the professional will have the opportunity to access a highly prestigious clinical environment, where they will be able to work in the Primary Care area. There you will have the opportunity to perform the most advanced health procedures in Clinical Ultrasound, always surrounded by a team of experts from the health center itself.



4. Putting the acquired knowledge into daily practice from the very first moment

This program has been designed with you in mind" Therefore, all the activities that the student will carry out during the stay have a direct and immediate application in the professional field. For this reason, the student will be prepared to apply the most advanced techniques of Clinical Ultrasound in their own workplace, without cumbersome theoretical lessons.

5. Expanding the Boundaries of Knowledge

TECH offers the possibility of doing this Internship Program, not only in national, but also in international centers. This way, the Nurse will be able , to expand their frontiers and catch up with the best professionals who practice in first class centers and in different continents. A unique opportunity that only TECH, the largest online university in the world, could offer.



You will have full practical immersion at the center of your choice"

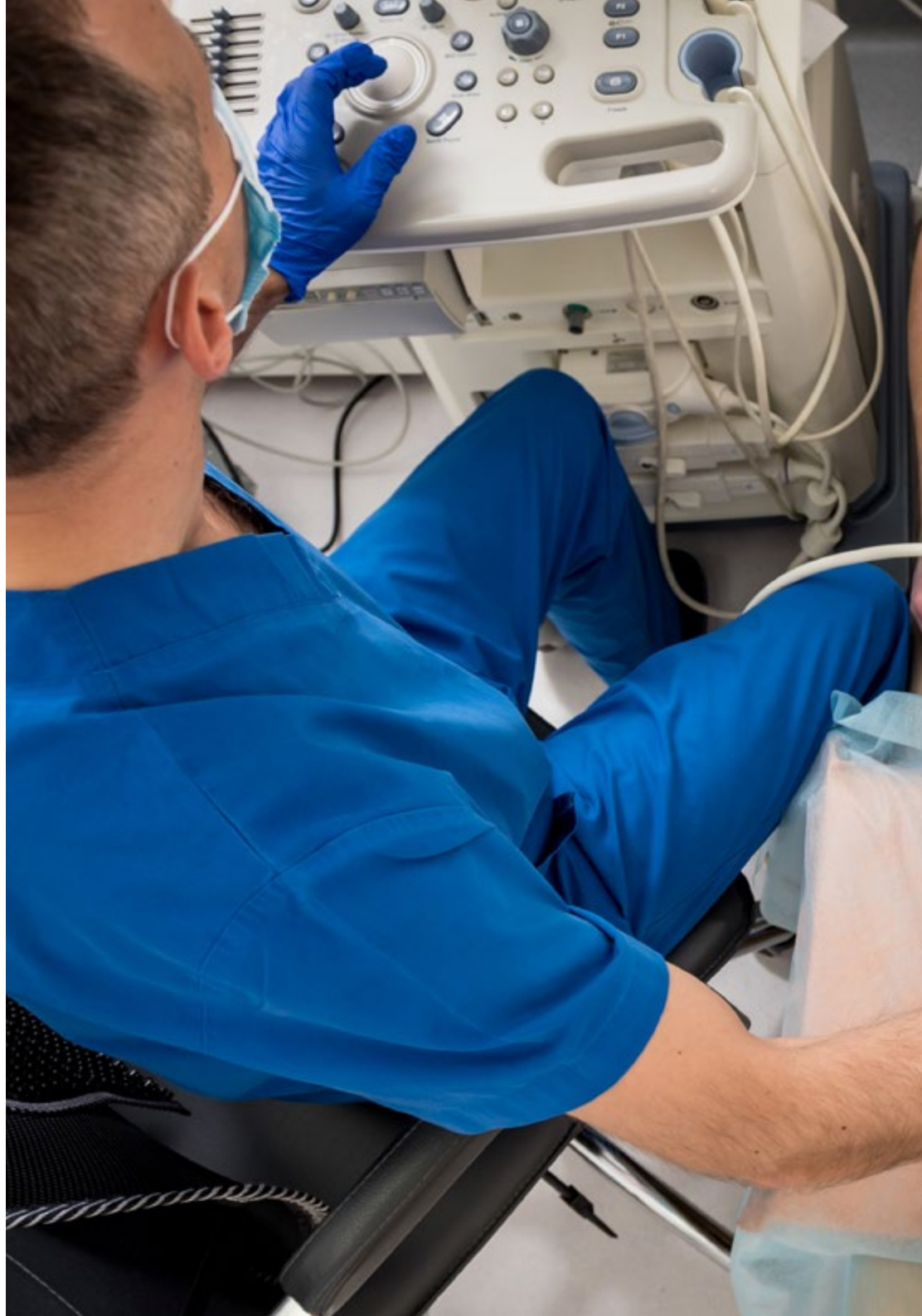
03 Objectives

The main objective of this Practical Training is to provide nurses with the most up-to-date skills in the application of ultrasound for the management of common situations in their healthcare practice. To achieve this goal, the professional will have access to a practical stay in a reference center in the field where they will be able to attend real patients accompanied by prestigious professionals in the practice of Clinical Ultrasound.



General Objectives

- ♦ Manage the most advanced procedures in the use of ultrasound in order to manage the routine situations of La practical use in healthcare
- ♦ Master the most advanced ultrasound technology, putting it into practice to carry out different exploration techniques
- ♦ To know the main areas of application of Clinical Ultrasound in the area of Primary Care





Specific Objectives

- ◆ Optimize ultrasound imaging through in-depth knowledge of the physical principles of ultrasound, its controls and operation
- ◆ Master the basic and advanced procedures of Ultrasound, both at diagnostic and therapeutic level
- ◆ Excel in spatial orientation or "econavigation"
- ◆ Practice all ultrasound modes in the safest way for the patient
- ◆ Know the indications and limitations of clinical ultrasound , and its application in the most frequent clinical situations
- ◆ Predict the results of invasive diagnostic procedures non-invasively by using ultrasound, with the possibility of replacing them
- ◆ Guiding invasive therapeutic procedures to minimize their risks
- ◆ Understand how to extend the concept of Clinical Ultrasound to healthcare, research, and academic environments



Trust in the strength that TECH offers and become a better nurse thanks to this Practical Training"

04

Educational Plan

Present Primary care is undoubtedly one of the areas where Clinical Ultrasound is most widely used. Nursing professionals can benefit from Clinical Ultrasound to favorably influence diagnosing and treating different pathologies, improving patient safety, reducing waiting times and possible errors.

The Internship Program consists of a practical stay Practice in a prestigious center, a 3-week period, from Monday to Friday with 8 consecutive hours of work with an attending specialist. This stay will allow the Students will real patients alongside a team of professionals of reference in the area of Aesthetic Medicine applied to Dentistry. All of this undoubtedly offers the student an unparalleled opportunity to learn about a specialty that, due to its capacity to offer instantaneous and appropriate responses to each case, continually demands specialized nurses.

In this completely practical Internship Program, the activities are aimed at developing and perfecting the skills necessary to provide healthcare in areas of Toxicology, Demand. highly qualified professionals, and are oriented towards specific expertise for practicing the activity, in a safe environment for the patient and with highly professional performance.

Therefore, this program provides an opportunity to learn by working in a specialty that has become a popular and valuable tool for guiding diagnostic and therapeutic interventions and that, in addition, has seen an increase in its capabilities, achieving a notable increase in its applications. its applications.

The practical education will be carried out with the active participation of the student performing the activities and procedures of each area of competence (learning to learn and learning to do), with the accompaniment and guidance of teachers and

other fellow trainees that facilitate teamwork and multidisciplinary integration as transversal competencies for clinical For Ultrasound practice (learning to be and learning to relate).

The procedures described below will form the basis of the practical part of the internship, and their implementation is subject to both the suitability of the patients and the availability of the center and its workload, with the proposed activities being as follows:



Receive specialized education in an institution that can offer you all these possibilities, with an innovative academic program and a human team that will help you develop your full potential"



Module	Practical Activity
Ultrasound techniques and ultrasound-guided procedures	Use the different modes (Modes A and M, Mode B, Color Doppler Modes, and combined modes) in ultrasound examinations.
	Participate in the performance of percutaneous biopsies using Clinical Ultrasound.
	Collaborate in the echoguided procedures of Thoracentesis, Pericardiocentesis and Paracentesis.
	Handle ultrasound to assess and examine the drainage of abscesses and collections.
	Participate in radial breast ultrasound procedure, as well as in dermatological ultrasound and in patients with diabetes.
	Perform the ultrasound report after the scan
Clinical ultrasound examination methods of the musculoskeletal system and the head, neck and thorax.	Participate in the exploration, by ultrasound, of the salivary glands, thyroid and supra-aortic trunks.
	ultrasound examination of the of the Chest Wall, Mediastinum, and Diaphragm
	Assist in the evaluation, through ultrasound, of different pulmonary pathologies and conditions such as pneumonia, atelectasis, pulmonary neoplasms and pulmonary infarction.
	Perform support and clinical care in ultrasound examination of the shoulder, elbow, wrist and hand, hip, thigh, knee, leg and ankle.
Clinical ultrasound examination techniques of the vascular system, digestive system and genitourinary system.	Assist in the ultrasound examination of the hepatic, pancreatic, and gallbladder and biliary tract.
	Participate in the ultrasound evaluation of the great vessels, spleen and retroperitoneum, as well as the gastrointestinal tract.
	Use ultrasonography as a method of detection and evaluation of vascular pathologies.
	Support in the examination of kidneys, urinary lives, urinary bladder, prostate and seminal vesicles by means of clinical ultrasound.
	Participate in the application of Clinical Ultrasound as a method of scrotal examination.
	Assess, together with the health care team, the uterus and ovaries using ultrasound.
Clinical Ultrasound in Emergencies	Participate in ultrasound examination in cases of respiratory failure (spontaneous pneumothorax, bronchospasm, pneumonia, pleural effusion and heart failure).
	Perform ultrasound examination in shock and cardiac arrest, specifically in cases of hypovolemic shock, obstructive shock, cardiogenic shock, distributive shock and cardiac arrest.
	Evaluate ultrasound findings in polytrauma, pericardial effusion, hemothorax and pneumothorax, hepatorenal or perihepatic effusion, splenorenal or perisplenic effusion, perivesical effusion, post-traumatic aortic dissection and musculoskeletal injuries.

05 Where Can I Do the Internship Program?

In its maxim of offering quality education within the reach people, TECH has are willing to broaden the academic horizons so that the can be taught in various prestigious in the clinical field from centers. A unique opportunity that allows the Students to continue to grow their career alongside the best specialists in the sector in various reference clinics.

“

Take your practical training in a prestigious center and put into action everything you have learned from the best professionals in the sector”.





The student will be able to do this program at the following centers:



Nurses

Instituto Madrileño de Fertilidad (IMF)


Country	City
Spain	Madrid

Management: C. de Joaquín María López, 44, 28015 Madrid

Specialized fertility center offering Assisted Reproduction techniques and procedures.

Related internship programs:

- Clinical ultrasound in Primary Care for Nursing



Nurses

Diagnoslab


Country	City
Spain	Madrid

Management: C. Cam. del Berrocal, 4, 28400 Collado Villalba, Madrid

Clinical analysis laboratory for medical diagnostics

Related internship programs:

- Clinical Analysis
- Nursing in the Gynecology Service



Nurses

Centro Médico Villanueva de la Cañada


Country	City
Spain	Madrid

Management: C. Arquitecto Juan de Herrera, 2, 28691 Villanueva de la Cañada, Madrid

Medical center with services in the main clinical specialties and diagnostic tests.

Related internship programs:

- Clinical Nutrition in Pediatrics
- Primary Care Clinical Ultrasound



Nurses

Sanatorio Central Banda

Country City
Argentina Santiago del Estero

Management: Amadeo Jacques N° 175 4300,
La Banda , Santiago del Estero

Clinical center for comprehensive inpatient and
surgical care

Related internship programs:
- Hepatology
- Primary Care Clinical Ultrasound





Nurses

Sanatorio Central

Country	City
Argentina	Tucumán

Management: Av. Mitre 268, T4000
San Miguel de Tucumán, Tucumán

Sanatorium of General Medicine,
hospitalization, diagnosis and treatment

Related internship programs:
- Advanced Operating Room Nursing
- Pediatric Nursing

06

General Conditions

Civil Liability Insurance

This institution's main concern is to guarantee the safety of the trainees and other collaborating agents involved in the internship process at the company. Among the measures dedicated to achieve this is the response to any incident that may occur during the entire teaching-learning process.

To this end, this entity commits to purchasing a civil liability insurance policy to cover any eventuality that may arise during the course of the internship at the center.

This liability policy for interns will have broad coverage and will be taken out prior to the start of the practical training period. That way professionals will not have to worry in case of having to face an unexpected situation and will be covered until the end of the internship program at the center.



General Conditions of the Internship Program

The general terms and conditions of the internship agreement for the program are as follows:

1. TUTOR: During the Internship Program, students will be assigned with two tutors who will accompany them throughout the process, answering any doubts and questions that may arise. On the one hand, there will be a professional tutor belonging to the internship center who will have the purpose of guiding and supporting the student at all times. On the other hand, they will also be assigned with an academic tutor, whose mission will be to coordinate and help the students during the whole process, solving doubts and facilitating everything they may need. In this way, the student will be accompanied and will be able to discuss any doubts that may arise, both clinical and academic.

2. DURATION: The internship program will have a duration of three continuous weeks, in 8-hour days, 5 days a week. The days of attendance and the schedule will be the responsibility of the center and the professional will be informed well in advance so that they can make the appropriate arrangements.

3. ABSENCE: If the students does not show up on the start date of the Internship Program, they will lose the right to it, without the possibility of reimbursement or change of dates. Absence for more than two days from the internship, without justification or a medical reason, will result in the professional's withdrawal from the internship, therefore, automatic termination of the internship. Any problems that may arise during the course of the internship must be urgently reported to the academic tutor.

4. CERTIFICATION: Professionals who pass the Internship Program will receive a certificate accrediting their stay at the center.

5. EMPLOYMENT RELATIONSHIP: The Internship Program shall not constitute an employment relationship of any kind.

6. PRIOR EDUCATION: Some centers may require a certificate of prior education for the Internship Program. In these cases, it will be necessary to submit it to the TECH internship department so that the assignment of the chosen center can be confirmed.

7. DOES NOT INCLUDE: The Internship Program will not include any element not described in the present conditions. Therefore, it does not include accommodation, transportation to the city where the internship takes place, visas or any other items not listed.

However, students may consult with their academic tutor for any questions or recommendations in this regard. The academic tutor will provide the student with all the necessary information to facilitate the procedures in any case.

07 Certificate

This program will allow you to obtain your **Internship Program diploma in Primary Care Clinical Ultrasoun for Nursing** endorsed by **TECH Global University**, the world's largest online university.

TECH Global University is an official European University publicly recognized by the Government of Andorra ([official bulletin](#)). Andorra is part of the European Higher Education Area (EHEA) since 2003. The EHEA is an initiative promoted by the European Union that aims to organize the international training framework and harmonize the higher education systems of the member countries of this space. The project promotes common values, the implementation of collaborative tools and strengthening its quality assurance mechanisms to enhance collaboration and mobility among students, researchers and academics.

This **TECH Global University** title is a European program of continuing education and professional updating that guarantees the acquisition of competencies in its area of knowledge, providing a high curricular value to the student who completes the program.

Title: **Internship Program in Primary Care Clinical Ultrasoun for Nursing**

Duration: **3 weeks**

Attendance: **Monday to Friday, 8-hour consecutive shifts**

Accreditation: **5 ECTS**





Internship Program
Primary Care Clinical
Ultrasound for Nursing

Internship Program

Primary Care Clinical Ultrasound for Nursing

