

# Hybrid Professional Master's Degree

## Primary Care Emergencies for Nursing





## Hybrid Professional Master's Degree Primary Care Emergencies for Nursing

Modality: Hybrid (Online + Clinical Internship)

Duration: 12 months

Certificate: TECH Technological University

Teaching Hours: 1,620 h.

Website: [www.techtute.com/pk/nursing/hybrid-professional-master-degree/hybrid-professional-master-degree-primary-care-emergencies-nursing](http://www.techtute.com/pk/nursing/hybrid-professional-master-degree/hybrid-professional-master-degree-primary-care-emergencies-nursing)

# Index

01

Introduction

---

*p. 4*

02

Why Study this Hybrid  
Professional Master's Degree?

---

*p. 8*

03

Objectives

---

*p. 12*

04

Skills

---

*p. 20*

05

Course Management

---

*p. 24*

06

Educational Plan

---

*p. 32*

07

Clinical Internship

---

*p. 40*

08

Where Can I Do the Clinical  
Internship?

---

*p. 46*

09

Methodology

---

*p. 50*

10

Certificate

---

*p. 58*

# 01

# Introduction

Primary care is undoubtedly one of the basic pillars on which healthcare is based at the international level. In the field of emergency care, this service acts as a guarantor to safeguard the integrity of the patient in complex situations. For this reason, and understanding the high level of specialization required to practice in this area, this academic proposal is presented, of a blended learning nature, which offers the nurse the possibility of, in the first instance, taking a complete online syllabus and, after this, a practical stay in a prestigious clinical center. This combination of theory and practice makes this program the most complete and effective option to update the protocols, maneuvers and approaches to be followed in the treatment of the emergency patient in Primary Care.





“

*TECH presents an innovative and highly effective way to study where you will not only learn theory, but you will also know how to put it into practice thanks to an intensive stay in a prestigious center”*

Emergency health care is an essential element in a health system, in which quality and ongoing care for individuals must be guaranteed. Primary care is the gateway to the health system, receiving, on many occasions, patients with potentially serious conditions that require immediate and complex action, often accompanied by minimal resources.

Taking into account the large number of hours a day that the Primary Care (PC) nurse is available to attend emergencies, the importance of these, the current demands of the users and the professional himself to perform a higher quality work, more than justifies that the PC nurse today can and should intervene in all emergencies that may arise, regardless of the level of severity. For this reason, the role of the primary care emergency nurse is key.

This Hybrid Professional Master's Degree includes the rules of action for the main urgent conditions that can be found in the treatment room on a regular basis and will be able to help doctors make swift and accurate decisions.

The teaching body includes healthcare professionals from the field of Primary Care, who bring their experience to this training program, as well as renowned specialists from leading scientific communities.

All knowledge is presented through high quality multimedia content, analysis of clinical cases prepared by experts, master classes and video techniques that allow the exchange of knowledge and experience, maintain and update the training level of its members, create protocols for action and disseminate the most important developments in primary care emergencies.

In addition, and once the theoretical learning period is over, the nurse will have the invaluable opportunity to take a practical internship in a prestigious center where they will be able to put into action everything they have learned. Under the guidance of highly qualified professionals, and using state-of-the-art equipment, you will be able to see and treat real patient cases in a safe environment prepared for the best performance.

This **Hybrid Professional Master's Degree in Primary Care Emergencies for Nursing** contains the most complete and up-to-date scientific program on the market. The most important features include:

- ◆ Development of more than 100 clinical cases presented by nursing professionals with expertise in Primary Care and university professors with extensive experience in the critical patient
- ◆ The graphic, schematic, and practical contents with which they are created, provide scientific and practical information on the disciplines that are essential for professional practice
- ◆ Patient assessment and monitoring, the latest international recommendations for international recommendations on maneuvers and procedures
- ◆ Comprehensive systematized action plans for the main pathologies in the intensive care Primary Care. in the intensive care unit
- ◆ Presentation of practical workshops on procedures diagnosis, and treatment techniques
- ◆ An algorithm-based interactive learning system for decision-making in the clinical situations presented throughout the course
- ◆ Practical clinical guides on approaching different pathologies
- ◆ With a special emphasis on evidence-based For Nursing and research methodologies in Intensive Care Nursing
- ◆ All of this will be complemented by theoretical lessons, questions to the expert, debate forums on controversial topics, and individual reflection assignments
- ◆ Content that is accessible from any fixed or portable device with an Internet connection
- ◆ Furthermore, you will be able to carry out a clinical internship in a center of prestige at international level



“


*Delve in the latest protocols for the urgent care of patients with oncological, neurological, endocrine or ophthalmological pathologies thanks to this Semipresential Master of TECH”*

In this proposal for a Master's Degree, of a professionalizing nature and blended learning modality, the program is aimed to up-to-date nursing professionals who perform their functions in the primary emergency department units, and who require a high level of qualification. The contents are based on the latest scientific evidence, and oriented in a didactic way to integrate theoretical knowledge into nursing practice, and the theoretical-practical elements will facilitate the up-to-date of knowledge and allow decision making in patient management.

Thanks to the multimedia content, developed with the latest educational technology, nursing professionals will benefit from situated and contextual learning, i.e., a simulated environment that will provide immersive Studies programmed to train in real situations. This program is designed around Problem-Based Learning, whereby the professional must try to solve the different professional practice situations that arise throughout the program. For this purpose, the students will be assisted by an innovative interactive video system created by renowned and experienced experts.

*Primary emergencies need highly qualified nursing to deal with the variety of cases that may present. If you want to be one of them do not hesitate and start this Postgraduate Diploma today.*

*Join the academic method that is revolutionizing the university landscape. Study at TECH and you will see how your possibilities will multiply.*



02

# Why Study this Hybrid Professional Master's Degree?

In contrast to traditional academic options that impose rigid and outdated learning, TECH approaches each educational program with the desire to bring the professional closer to the latest advances in the discipline in an effective and dynamic way. With this in mind, this degree offers the latest content in Emergency Nursing in Primary Care, combined with a stay in a first level clinical center where the student will be able to work in a real hospital environment, thus guaranteeing an active and valuable learning for their daily work.





Why Study this Hybrid Professional | 09  
Master's Degree?

**tech**

“

*TECH is the only university that combines the latest advances in Primary Care Emergency Medicine for Nursing with a 3-week practical internship in a prestigious clinical center”*

### 1. Updating from the Latest Technology Available

The latest technological advances in diagnostic devices and novel procedures incorporated into the ER in recent years have completely transformed nursing. Therefore, in order to be up-to-date with everything necessary to work in an innovative clinical environment, and that is what TECH offers: the opportunity to spend a stay in a cutting-edge health space, accessing the latest technology in the approach to all types of conditions in the Emergency Department.

### 2. Gaining In-depth Knowledge from the Experience of Top Specialists

One of the bases of the effectiveness of the new learning methods is the possibility of working in real professional environments. With TECH, the nurse will enjoy an intensive stay accompanied by great experts in the Primary Care Emergency Service, from whom they will be able to acquire the latest techniques and procedures in the discipline in a direct and immediate way.

### 3. Entering First-Class Clinical Environments

TECH carefully selects all available centers for Internship Programs. Thanks to this, the Nurse will have guaranteed access to a prestigious clinical environment in the field of and the Primary Care Laboratory. In this way, you will be able to see the day-to-day work of a demanding, rigorous and exhaustive sector, always applying the latest theses and scientific postulates in its work methodology.





#### 4. Combining the Best Theory with State-of-the-Art Practice

This program combines the most complete and up-to-date theory with participatory, dynamic and innovative practices. In this way, the student will be able to, first, get up to date with a flexible and online methodology and, later, move on to a real clinical environment, which will allow them to face different challenges, developing, in addition, several state-of-the-art procedures in the diagnosis and approach to conditions, diseases and traumas in the Emergency Department.

#### 5. Expanding the Boundaries of Knowledge

TECH offers the possibility of doing this Internship Program, not only in national, but also in international centers. This way, the Nurse will be able to expand their frontiers and catch up with the best professionals who practice in first class centers and in different continents. A unique opportunity that only TECH, the world's largest digital university, could offer.



*You will have full practical immersion  
at the center of your choice"*

# 03 Objectives

The main objective of this program is to offer the nurse a deep, contextual and complete learning that allows them to acquire the latest knowledge in protocols, maneuvers and treatments in Primary Emergencies. This objective will be achieved through 12 months of intensive online study where, based on first-class teaching material, you will learn the singularities of the profession in a cross-cutting manner. After this, the nurse will have the privilege of taking a practical internship where they will put into practice what they have learned and achieve their goals in an easier way.







“

*Achieve your professional goals in a simpler and more efficient way by learning the latest developments in Primary Emergency Care in a transversal way”*





## General Objective

---

- The general objective of this program is to ensure that the professional up-to-date the diagnostic and therapeutic procedures of the specialty in a theoretical and practical way, through a hospital internship designed with clinical and educational rigor, under the guidance of renowned professionals in a hospital center of the highest scientific quality and technological innovation. In this Hybrid Professional Master's Degree, the professionals will approach the main interventions of the specialist, which will allow them to improve and enhance their skills in the medical care of their patients. in Urgent Situations



*This refresher program will generate a sense of security when practising nursing, which will help you grow both personally and professionally"*





## Specific Objectives

---

### Module 1. Organizational Aspects of the Emergency Department

- ♦ Define the structure and organization of emergency services in primary care
- ♦ Understand the importance of medical records in the emergency department and understand the most relevant legal and ethical aspects of health care in emergencies in primary care
- ♦ Understand the role of healthcare professionals in Primary Care Emergencies

### Module 2. Cardiac Emergencies

- ♦ Identify the symptoms of the different types of high-risk syncope
- ♦ Define the different conditions that cause chest pain and apply the appropriate protocols in each case
- ♦ Recognize the different signs and symptoms typical of ischemic heart disease
- ♦ Adequate use of the comprehensive action plan with regard to The Heart Attack Code
- ♦ Apply the specific procedures in acute coronary syndrome and assess the possibility of prehospital fibrinolysis
- ♦ Identify the signs and symptoms of patients who come to the primary care center with pericarditis
- ♦ Resolve a hypertensive emergency situation using the updated procedure of care

### **Module 3. Advanced Cardiovascular Support and Invasive Techniques in the Emergency Room**

- ♦ Interpret the main signs to properly analyze an electrocardiogram in urgent and emergency situations in primary care
- ♦ Use general procedures and techniques applied to critical patients in emergency situations
- ♦ Get up-to-date on the therapeutic model in atrial fibrillation according to the latest scientific evidence
- ♦ Apply up-to-date basic and advanced CPR techniques for all ages
- ♦ Demonstrate the correct sequence of transcutaneous pacemaker application
- ♦ Define proper use of pulse oximetry and capnography devices

### **Module 4. Pneumological Emergencies**

- ♦ Incorporate advances in the appropriate management of patients with congestive heart failure and acute pulmonary edema
- ♦ Review the basic concepts of non-invasive mechanical ventilation management
- ♦ Correct use of non-invasive mechanical ventilation through the Boussignac CPAP System
- ♦ Identify the different vital rhythms to apply the appropriate algorithm for advanced cardiopulmonary resuscitation, according to the latest scientific evidence on advanced cardiovascular support
- ♦ Adequately define the different parameters involved in invasive mechanical ventilation
- ♦ Get up-to-date on treatment to resolve an acute decompensation in a dyspneic patient
- ♦ Recognize the differential diagnosis between the asthmatic patient, bronchospasm, and exacerbation of chronic obstructive pulmonary disease
- ♦ Review the pathophysiology involved in an asthmatic crisis
- ♦ Use pharmacological treatment measures in pneumonia
- ♦ Identify the main clinical signs and symptoms of pneumothorax
- ♦ Identify the signs and symptoms of massive pulmonary embolism
- ♦ Differentiate the different levels of health care in a patient with hemoptysis and assess the criteria for hospital referral
- ♦ Identify the concept of a patient that has almost drowned

### **Module 5. Neurological Emergencies**

- ♦ Describe the initial management of the main neurological emergencies in out-of-hospital settings
- ♦ Adequate use of the comprehensive action plan for the Code Stroke
- ♦ Differentiate immediate and appropriate action in acute confusional syndrome, headache and seizures
- ♦ Recognize and resolve a seizure situation
- ♦ Describe the different types of headaches and the appropriate treatment in each case
- ♦ Recognize a coma situation without any doubt

### **Module 6. Digestive Emergencies**

- ♦ Identify the signs and symptoms of the main gastrointestinal tract conditions and their repercussions
- ♦ Differentiate the main causes of acute abdomen and manage acute abdominal pain in Primary Care
- ♦ Review the pathophysiology of an intestinal obstruction process
- ♦ Express the different manifestations resulting from biliary diseases
- ♦ Recognize the specific pathological picture of upper gastrointestinal bleeding
- ♦ Use the different complementary tests to diagnose an ingested foreign body

### **Module 7. Nephrological and Urologic Emergencies**

- ♦ Define the diagnostic criteria for acute renal failure
- ♦ Use appropriate treatment for acute renal colic
- ♦ Resolving an acute urinary retention situation in the Primary Health Care setting
- ♦ Identify the signs and symptoms of a patient with rhabdomyolysis
- ♦ Assess the criteria for referring a patient with a urinary tract infection

**Module 8. Pediatric Emergencies**

- ♦ Master the procedure of pediatric and neonatal cardiopulmonary resuscitation in the primary care setting
- ♦ Identify the different urgencies and emergencies in pediatrics
- ♦ Apply treatment for a child having a seizure
- ♦ Resolve abdominal pain, vomiting, and diarrhea in children
- ♦ Distinguish between the different respiratory tract diseases in children
- ♦ Apply the initial treatment measures for traumatized children
- ♦ Interpret the possible severity of cranioencephalic trauma in a child
- ♦ Identify the criteria for hospital referral in case of limping in children
- ♦ Recognize the medical-legal documents and attitudes in situations of child abuse

**Module 9. Endocrine Emergencies**

- ♦ Interpret the fundamental alterations of glycemic metabolism
- ♦ Apply appropriate measures to reverse a diabetic ketoacidosis situation
- ♦ Recognize the semiology of an Addisonian crisis
- ♦ Distinguish between hypoglycemia and hyperglycemia, and apply appropriate treatment
- ♦ Delve into non-ketotic hyperosmolar comas

**Module 10. Ophthalmologic Emergencies**

- ♦ Explain the main acute ENT and ophthalmologic diseases
- ♦ Indicate the appropriate treatment for pink eye
- ♦ Use appropriate complementary tests to detect acute vision loss
- ♦ Master treatment when an ocular aggression occurs

**Module 11. Otolaryngologic Emergencies**

- ♦ Compare the differences between anterior and posterior epistaxis
- ♦ Analyze the different treatments for vertigo
- ♦ Delve into sudden deafness and communication with patients

**Module 12. Vascular Emergencies**

- ♦ Analyze the different traumatologic conditions in Primary Care emergencies
- ♦ Recognize the general guidelines for action in case of upper and lower limb trauma
- ♦ Adequate use of the integral plan of action in accordance with the Polytrauma Code
- ♦ Differentiate the severity of different spinal injuries

**Module 13. Vascular Emergencies**

- ♦ Identify acute arterial limb ischemia
- ♦ Apply treatment in case of deep vein thrombosis
- ♦ Interpret the potential severity of venous insufficiency
- ♦ Delve into aneurysmal disease and existing treatments

**Module 14. Gynecological Emergencies**

- ♦ Identify the most frequent gynecological-obstetric conditions in primary health care and state the precise guidelines in each case to correctly resolve them
- ♦ Review the main aspects of childbirth care, previous care, basic techniques of assistance, types of presentations, and dilatation, expulsion and delivery times in the out-of-hospital setting of Primary Care
- ♦ Understand the care protocol for rape victims
- ♦ Identify the different drugs in pregnancy and lactation that do not put the patient's health at risk

**Module 15. Psychiatric Emergencies**

- ♦ Define the clinical symptomatology of psychopathologies
- ♦ Identify the main signs and analyze the risk of a self-harm attempt
- ♦ Adequately resolve a psychomotor agitation crisis
- ♦ Indicate the appropriate treatment for alcohol withdrawal syndrome
- ♦ Recognize the clinical symptomatology of an anxiety attack and differentiate it from other pathologies
- ♦ Recognize the clinical symptomatology of an anxiety attack and differentiate it from other pathologies

### **Module 16. Environmental Emergencies**

- ♦ Manage intoxicated patients and injuries caused by environmental agents
- ♦ Discriminate between the different treatments to be applied in case of bites and stings
- ♦ Correctly apply treatment in case of electrocution
- ♦ Delve into heat stroke and how to act in case of emergency

### **Module 17. Skin Emergencies**

- ♦ Differentiate between the different degrees of burns
- ♦ Calculate the amount of fluids needed to infuse a burn victim according to the extent and depth of the burn
- ♦ Distinguish between the various types of skin infections

### **Module 18. Skin Emergencies**

- ♦ Correctly apply hemotherapy in patients with hematological conditions
- ♦ Distinguish between the different anticoagulant treatments
- ♦ Delve into anemia and how to act in case of emergency
- ♦ Identify hemostasis disorders

### **Module 19. Oncologic Emergencies**

- ♦ Recognize the most frequent infectious, inflammatory, autoimmune, and tumor diseases in primary care
- ♦ Use therapeutic measures for oncology patients with neutropenia
- ♦ Identify the different acute complications in chemotherapy treatment
- ♦ Master the types of pain and terminal sedation

### **Module 20. Infectious Emergencies**

- ♦ Recognize the symptoms and signs of severity in case of acute febrile episode
- ♦ Distinguish the differential diagnosis of abdominal pain, vomiting, and diarrhea
- ♦ Identify patients with fever due to HIV infection
- ♦ Correctly diagnose urinary tract infections

### **Module 21. Toxicology Emergencies**

- ♦ Identify the main immunological emergency pathologies and manage the patient with anaphylactic reactions
- ♦ Effectively implement initial measures in different types of acute intoxication
- ♦ Recognize the manifestations of intoxications by psychotropic drugs, NSAIDs, and digitalis
- ♦ Discover the effects of intoxication from drugs and organophosphates

### **Module 22. Geriatric Emergencies**

- ♦ Differentiate the pathophysiological characteristics of elderly patients
- ♦ Identify the types of pathologies that can affect geriatric patients
- ♦ Master the drugs to be administered to geriatric patients according to their needs

### **Module 23. Pharmacology in Emergencies**

- ♦ Manage frequently used medication in emergency medicine and urgent care
- ♦ Distinguish between the different types of fluid therapy
- ♦ Point out the different drugs used for sedation, analgesia and relaxation in emergency medicine





#### **Module 24. Evidence-Based Nursing**

- ♦ Master writing scientifically structured articles and publishing results in high impact journals
- ♦ Delve into the retrieval of quality, specialized information in health sciences

#### **Module 25. Latest Information on COVID-19 Infections**

- ♦ Know the microbiological characteristics of COVID-19
- ♦ Know how to assess the morbidity and mortality of COVID-19 infections
- ♦ Identify the main risk groups and mechanisms of COVID-19
- ♦ Be able to perform the necessary tests for diagnosing COVID-19
- ♦ Know how to apply the necessary preventive measures, as well as the most accurate treatments according to the type of patient

# 04 Skills

Thanks to the complete knowledge that the nurse will acquire in the theoretical part of the program, and his or her subsequent practical learning, the professional will acquire a series of competencies that will position him or her as a reference in Primary Care. For this reason, this Hybrid Professional Master's Degree is positioned as the most complete and effective academic option on the current university scene.





“

*Up-to-date your knowledge has never been so easy: with this Hybrid Professional Master's Degree you will be able to position yourself as a reference in the sector and raise your professional profile to another level”*



## General Skills

---

- ♦ Possess and understand knowledge that provides a basis or opportunity to be original when developing and/or applying ideas, often in a research context
- ♦ Knowing how to apply acquired knowledge and problem-solving skills in new or unfamiliar new or unfamiliar environments within broader (or multidisciplinary) contexts (or multidisciplinary) contexts related to their area of study
- ♦ Integrate knowledge and face the challenge of making judgements based on incomplete or limited information. In addition, include reflections on the social and ethical responsibilities linked to implementing this knowledge and judgement
- ♦ Know how to communicate their conclusions, the ultimate knowledge and rationale behind them to specialized and non-specialized audiences in a clear and unambiguous manner
- ♦ Acquire study skills that will enable further study in a largely self-directed or autonomous manner







## Specific Skills

---

- ♦ Develop within the Profession in terms of working with other Health Professionals, acquiring skills to work as a team
  - ♦ Recognize the need to maintain your professional skills and keep them up to date, with special emphasis on autonomous and continuous learning of new information
  - ♦ Develop the capacity for critical analysis and research in the field of their profession
  - ♦ Use theoretical concepts and nursing knowledge for problem solving and decision-making in patient care in critical and emergency situations in Primary Care
  - ♦ Relate the main aspects of research for comprehensive patient care in emergency and urgent care
  - ♦ Understand the concept of continuity of care and the devices and protocols established to guarantee it
  - ♦ Understand the basic functioning of the health system, in order to be able to refer and transfer a patient to other areas of specialization according to suitability criteria
  - ♦ Recognize vital emergencies and apply measures to solve them in Primary Care
  - ♦ Skillfully use the most commonly used treatment and diagnostic techniques in out-of-hospital emergencies
- ♦ Assume the performance of competencies in the field of critical and emergency care in primary care
  - ♦ Adapt La decision-making to the current situation, environment, time, and available resources
  - ♦ Work with patients that have been diagnosed with or present symptoms of Coronavirus, complying with all safety measures
  - ♦ Perform diagnostic tests to detect possible cases of Coronavirus



*Enroll now and advance in your field of work with a comprehensive program that will allow you to put into practice everything you have learned"*



05

# Course Management

TECH has assembled a full team of faculty with reputable expertise in the area of Primary Care. The combination of its practical skills with the latest scientific theory makes the program of outstanding quality. The specialist will be accompanied at all times by professionals who know what your needs are and what you currently require to remain at the forefront of the industry.



“

*Study from the experience of great professionals and become yourself the present and future of the profession”*

## International Guest Director

As **National Director of Clinical Innovation** at US Acute Care Solutions, Jesse M. Pines, M.D., is one of the most recognized figures in the **Emergency Medicine and Healthcare Services** field. In fact, his accomplishments include the creation and execution of the first governmental alternative payment model (ED EQUIP, in Maryland) to reduce the total cost of care. In addition, he leads the development and implementation of Telemedicine programs covering a wide variety of specialties, including the ER, Psychiatry and Intensive Care Units, among others.

His extensive experience in **medical leadership**, large database study design and Big Data research has led him to publish over 350 peer-reviewed articles and writing seven books in these areas. His work has been recognized internationally in various reputable media outlets, including TIME Magazine, the Wall Street Journal and Slate Magazine.

His more than two decades of experience have earned him several leadership positions at George Washington University. Among them, he was the **Director** of the Center for Health Innovation and Research, also leading the Research Fellowship program and the Center for Healthcare Quality.

Therefore, throughout his career, Dr. Jesse M. Pines has received multiple awards, both for the articles he has published and for his own work and contribution to the **field of Emergency Medicine**. He is also the **President of the working group on New Models of Professional Practice of the American College of Emergency Physicians (ACEP)**, holding various positions in the ACEP itself as well as in the Society for Academic Emergency Medicine and the American Academy of Emergency Medicine.



## Dr. Pines, Jesse M.

---

- National Director of Clinical Innovation at US Acute Care Solutions, United States
- Emergency Physician at Allegheny Health Network
- Professor of Emergency Medicine at The George Washington University, USA
- Professor of Emergency Medicine at Drexel University
- Director of the Medical Research Fellowship Program at The George Washington University
- Director of the George Washington University Center for Health Research and Innovation
- M.D., Georgetown University
- Master of Business Administration from Georgetown University
- Master's Degree in Clinical Epidemiology from the University of Pennsylvania

“

*Thanks to TECH you will be able to learn with the world's best professionals”*

## International Guest Director

As **National Director of Clinical Innovation** at US Acute Care Solutions, Jesse M. Pines, M.D., is one of the most recognized figures in the **Emergency Medicine and Healthcare Services** field. In fact, his accomplishments include the creation and execution of the first governmental alternative payment model (ED EQUIP, in Maryland) to reduce the total cost of care. In addition, he leads the development and implementation of Telemedicine programs covering a wide variety of specialties, including the ER, Psychiatry and Intensive Care Units, among others.

His extensive experience in **medical leadership**, large database study design and Big Data research has led him to publish over 350 peer-reviewed articles and writing seven books in these areas. His work has been recognized internationally in various reputable media outlets, including TIME Magazine, the Wall Street Journal and Slate Magazine.

His more than two decades of experience have earned him several leadership positions at George Washington University. Among them, he was the **Director** of the Center for Health Innovation and Research, also leading the Research Fellowship program and the Center for Healthcare Quality.

Therefore, throughout his career, Dr. Jesse M. Pines has received multiple awards, both for the articles he has published and for his own work and contribution to the field of **Emergency Medicine**. He is also the **President of the working group on New Models of Professional Practice of the American College of Emergency Physicians (ACEP)**, holding various positions in the ACEP itself as well as in the Society for Academic Emergency Medicine and the American Academy of Emergency Medicine.





## Dr. Maliszewski, Barbara

---

- Senior Director of Nursing at Johns Hopkins Hospital and Johns Hopkins Bayview Medical Center
- Deputy Director of Nursing at Johns Hopkins Bayview Medical Center, Department of Emergency Medicine and Critical Care Transport
- Nurse Practitioner at Johns Hopkins Bayview Medical Center, Department of Surgery
- Journal of Clinical Nursing Reviewer
- Master of Science in Nursing, Towson University
- Bachelor of Science in Nursing from the University of Maryland
- Emergency Nurses Association

“

*Thanks to TECH you will be able to learn with the world's best professionals”*

## Management



### Dr. Roig D'Cunha-Kamath, Francisco Vicente

- ♦ Assistant Physician of the Emergency Medicine Department at the Clinical University Hospital of Valencia
- ♦ Physician at the Valencia Health and Community Foundation
- ♦ Professor of Human Anatomy at the European University of Valencia
- ♦ Doctor for the ASCIRES group
- ♦ Degree in Medicine from the University of Valencia
- ♦ Specialist via MIR in Family and Community Medicine

## Professors

### Ms. Forés Rivas, Ana

- ♦ Nurse at the Health and Community Foundation
- ♦ Member of the Intensive Care Unit of the Doctor Peset University Hospital
- ♦ Technical Laboratory Specialist
- ♦ Postgraduate Certificate in Nursing
- ♦ Diploma in Company Nursing
- ♦ Master's Degree in the in Prevention and Treatment of Addictive Behaviors
- ♦ Expert in Pedagogical Aptitude (CAP)

### Dr. Brasó Aznar, José Vicente

- ♦ Head of the Radiodiagnostics Department
- ♦ Section Chief of the Emergency Medicine Service at Hospital Universitario de la Ribera
- ♦ Hospital Emergency Physician
- ♦ Associate Professor of Emergency Medicine at the Faculty of Medicine of the University of Valencia



# 06

## Educational Plan

The syllabus of this blended master's degree is designed to offer students a realistic learning experience adapted to the day-to-day work of the profession. Through high quality content, presented in multimedia format, the nurse will be able to learn the most appropriate protocols for action in complex situations that may occur in the Primary Care service. All of this is based on state-of-the-art educational technology.



“

*The Emergency Department is a clinical area in constant transformation and TECH brings you all its novelties in a fast and comfortable way, allowing you to study at your own pace, wherever and whenever you want”*



### Module 1. Organizational Aspects of the Emergency Department

- 1.1. Organization of the Emergency Department in Primary Care. Adequate Stocking of First Aid Kits
- 1.2. Role of the Healthcare Professional in Primary Care Emergencies
- 1.3. Medicolegal Management Issues in Primary Care Emergency Departments
- 1.4. Triage in Primary Care Emergency Departments

### Module 2. Cardiac Emergencies

- 2.1. Workshop: Reading and Interpreting an Electrocardiogram
- 2.2. Syncope
- 2.3. Acute Chest Pain
- 2.4. Acute Coronary Syndrome
  - 2.4.1. Non-ST-Elevation Acute Coronary Syndrome (NSTEMI)
  - 2.4.2. ST-Elevation Acute Coronary Syndrome (STEMI)
  - 2.4.3. The Heart Attack Code
- 2.5. Atrial Fibrillation
- 2.6. Pericarditis
- 2.7. Hypertensive Crisis
- 2.8. Acute Heart Failure
- 2.9. Acute Pulmonary Edema
- 2.10. Shock
- 2.11. Positive Ventilation Workshop: Boussignac CPAP

### Module 3. Advanced Cardiovascular Support and Invasive Techniques in the Emergency Room

- 3.1. General Aspects
- 3.2. Basic Life Support and AED in Adults
- 3.3. Advanced Life Support in Adults
  - 3.3.1. Advanced Airway Management
  - 3.3.2. Treatment of Arrhythmias
  - 3.3.3. Infusion Routes and Drugs
  - 3.3.4. Rapid Intubation Sequence Workshop



- 
- 3.4. Basic Pediatric Life Support
  - 3.5. Advanced Pediatric Life Support
    - 3.5.1. Basic Pediatric Life Support
    - 3.5.2. Airway and Ventilation in Pediatrics
    - 3.5.3. Infusion Routes and Drugs, Diagnosis and Treatment of Arrhythmias
    - 3.5.4. Neonatal Resuscitation
  - 3.6. Neonatal Resuscitation
  - 3.7. Life Support in Special Cases
  - 3.8. Invasive Procedures and Techniques in the Emergency Department
    - 3.8.1. External pacemaker
    - 3.8.2. Electrical cardioversion
    - 3.8.3. Defibrillation in emergencies

#### **Module 4. Respiratory Emergencies**

- 4.1. Acute Dyspnea
- 4.2. Acute Chronic Obstructive Pulmonary Disease (COPD)
- 4.3. Acute Bronchial Asthma
- 4.4. Pneumonia
- 4.5. Pneumothorax
- 4.6. Pulmonary Thromboembolism (PTE)
- 4.7. Hemoptysis
- 4.8. Workshop: Non-Invasive Mechanical Ventilation BiPap

#### **Module 5. Neurological Emergencies**

- 5.1. Acute Confusional Syndrome
- 5.2. Stroke
- 5.3. Headaches
- 5.4. Central Nervous System (CNS) Infections.: Meningitis encephalitis and brain abscess
- 5.5. Coma
- 5.6. Seizures

### Module 6. Digestive Emergencies

- 6.1. Acute Pancreatitis
- 6.2. Acute Gastrointestinal Bleeding
- 6.3. Acute Abdominal Pain
- 6.4. Intestinal Obstruction
- 6.5. Acute Gastroenteritis
- 6.6. Acute Biliary Disease
- 6.7. Proctology Emergencies

### Module 7. Nephrological and Urologic Emergencies

- 7.1. Acute Kidney Failure
- 7.2. Acute Urinary Retention
- 7.3. Renal Colic
- 7.4. Acute Scrotum
- 7.5. Rhabdomyolysis

### Module 8. Pediatric Emergencies

- 8.1. Acute Febrile Episode
- 8.2. Febrile Seizures
- 8.3. Abdominal Pain
- 8.4. Gastrointestinal Disorders
- 8.5. Airway Diseases
- 8.6. Acute Headache
- 8.7. Child Abuse
- 8.8. Limping
- 8.9. Initial Care for Pediatric Polytrauma Patients

### Module 9. Endocrine Emergencies

- 9.1. Hyperglycemia
  - 9.1.1. Diabetic ketoacidosis
  - 9.1.2. Hyperosmolar Nonketotic Coma
- 9.2. Hypoglycemia
- 9.3. Addisonian Crisis
- 9.4. Other Endocrine Emergencies

### Module 10. Ophthalmologic Emergencies

- 10.1. Eyelid and Lacrimal System Diseases
- 10.2. Pink Eye
- 10.3. Sudden Loss of Vision
- 10.4. Eye Injuries

### Module 11. Otolaryngologic Emergencies

- 11.1. Infectious Processes in ENT
- 11.2. Foreign Objects in ENT
- 11.3. Epistaxis
- 11.4. Vertigo
- 11.5. Sudden Loss of Hearing

### Module 12. Trauma and Neurosurgical Emergencies

- 12.1. Locomotor System Trauma and Hemorrhage
- 12.2. Lower Extremity Trauma
- 12.3. Upper Extremity Trauma
- 12.4. Cranioencephalic Trauma
- 12.5. Thoracic Trauma
- 12.6. Vertebral Trauma and Spinal Cord Injury
- 12.7. Lower Back Pain and Lumbosciatica
- 12.8. Abominal and Pelvic Trauma
- 12.9. Trauma during Pregnancy
- 12.10. Special Traumas
- 12.11. Out-of-Hospital Major Trauma Care. Polytrauma Code
- 12.12. Burns
- 12.13. Workshop on Mobilization and Immobilization of Trauma Patients
- 12.14. Workshop on Functional Bandages
- 12.15. Suture Workshop
- 12.16. Plaster Workshop
- 12.17. Acute and Chronic Wound Care Workshop

### Module 13. Vascular Emergencies

- 13.1. Acute Limb Ischemia
- 13.2. Deep Vein Thrombosis (DVT)
- 13.3. Venous Insufficiency
- 13.4. Aneurysmal Disease

### Module 14. Gynecological Emergencies

- 14.1. Gynecological Emergencies
  - 14.1.1. Gynecological Abdominal Pain
  - 14.1.2. Vulvovaginal Infectious Disease
- 14.2. Pregnancy and Postpartum Emergencies
  - 14.2.1. Genital Bleeding
  - 14.2.2. Hypertensive Emergencies in Pregnancy
  - 14.2.3. Drugs in Pregnancy and Lactation
- 14.3. Protocol for Rape Victim Care

### Module 15. Psychiatric Emergencies

- 15.1. Psychotic Symptomatology. Hallucinations
- 15.2. Suicidal Crisis Intervention
- 15.3. Behavioral Disorders. Psychomotor Agitation
- 15.4. Alcohol Withdrawal Syndrome
- 15.5. Neuroleptic Malignant Syndrome
- 15.6. Anxiety Attack. Panic Attack
- 15.7. Workshop: Mechanical Restraint of an Agitated Patient

### Module 16. Environmental Emergencies

- 16.1. Heat Illness
- 16.2. Bites and Stings
- 16.3. Anaphylaxis
- 16.4. Electrocutation
- 16.5. Dysbarism

### Module 17. Skin Emergencies

- 17.1. Hypersensitivity Lesions
- 17.2. Dermatological
- 17.3. Skin Infections

### Module 18. Skin Emergencies

- 18.1. Anemic Syndrome in the Emergency Department
- 18.2. Hemotherapy
- 18.3. Thrombopenia. Hemostasis Disorders
- 18.4. Anticoagulation and Thromboprophylaxis

### Module 19. Oncologic Emergencies

- 19.1. Basic Management of Patients with Oncologic Emergencies
- 19.2. Febrile Syndrome in Oncologic Patients (Special Attention to Febrile Neutropenia)
- 19.3. Pain and Terminal Sedation
  - 19.3.1. Types of Pain
  - 19.3.2. Pain Treatment
  - 19.3.3. Terminal Sedation
- 19.4. Acute Complications of Chemotherapy Treatment

### Module 20. Infectious Emergencies

- 20.1. Risk Exposure and Exposure to Potentially Harmful Material
- 20.2. Fever in H.I.V. patient with respiratory focus
- 20.3. Fever of Unknown Origin
- 20.4. Urinary Tract Infections
- 20.5. Fever and Rash

### Module 21. Toxicology Emergencies

- 21.1. General Management of Acute Poisoning
- 21.2. Alcohol Poisoning
- 21.3. Drug Poisoning
  - 21.3.1. Analgesic Poisoning
  - 21.3.2. Digitalis Poisoning
  - 21.3.3. Other Poisoning (Lithium, Ethylene Glycol, Methanol, Beta-Blockers)
  - 21.3.4. Psychotropic Drug Poisoning
- 21.4. Drug Poisoning
- 21.5. Caustic Poisoning
- 21.6. Carbon Monoxide Poisoning
- 21.7. Poisoning from Organophosphate, Carbamate and Organochlorine Insecticides

### Module 22. Geriatric Emergencies

- 22.1. Geriatric Emergencies I
- 22.2. Geriatric Emergencies II

### Module 23. Pharmacology in Emergencies

- 23.1. Pain Management
- 23.2. Sedoanalgesia in Emergencies
- 23.3. Adverse Effects to Medications

### Module 24. Evidence-Based Nursing

- 24.1. How to Prepare a Research Protocol in health
- 24.2. Academic Work of Bibliographic Review and Research







### Module 25. Update on Coronavirus Infections

- 25.1. Discovery and Evolution of Coronaviruses
- 25.2. Main Microbiological Characteristics and Members of the Coronavirus Family
- 25.3. Epidemiological Changes in Coronavirus Infections since its Discovery to Present Day
- 25.4. The Immune System and Coronavirus Infections
- 25.5. Pathogenesis and Pathophysiology of Coronavirus Infections
- 25.6. Risk Groups and Transmission Mechanisms of Coronaviruses
- 25.7. Natural History of Coronavirus Infections
- 25.8. Latest Information on Microbiological Diagnosis of Coronavirus Infections
- 25.9. Current Biosafety Measures in Microbiology Laboratories for Coronavirus Sample Handling
- 25.10. Up-to-Date Management of Coronavirus Infections
- 25.11. Future Challenges in the Prevention, Diagnosis, and Treatment of Coronavirus



*Access the most complete and updated curriculum in Primary Care Emergency Nursing thanks to TECH and get up to date with an innovative and flexible teaching methodology that will completely adapt to your personal circumstances”*

07

# Clinical Internship

After passing the online learning period, the program includes a practical training period in a reference clinical center. The student will have at their disposal the support of a tutor who will accompany them during the whole process, both in the preparation and in the development of the clinical practice.



“

*TECH offers you a wide range of clinical centers so that you can take the practical part of the program wherever it is most convenient for you”*

The Internship Program of this Hybrid Professional Master's Degree in Primary Care Emergency Medicine for Nursing consists of a 3-week practical placement in a prestigious transfer center. It consists of a 100% practical training by the hand of a specialist.

This stay will allow the professional to see real cases alongside a professional team of reference in the nursing area, applying the most innovative state-of-the-art procedures.

In this training proposal, completely practical in nature, the activities are aimed at developing and perfecting the skills necessary for the provision of Pharmacodynamics. care in areas and conditions that require a high level of qualification, and are oriented towards specific training for the exercise of the activity, in a safe environment and high professional performance.

The practical education will be carried out with the active participation of the student performing the activities and procedures of each area of competence (learning to learn and learning to do), with the accompaniment and guidance of teachers and other fellow trainees that facilitate teamwork and multidisciplinary integration as transversal competencies for Current nursing in the Emergency Room practice Primary Care Analysis(learning to be and learning to relate).





The procedures described below will form the basis of the practical part of the internship, and their implementation is subject to both the suitability of the patients and the availability of the center and its workload, with the proposed activities being as follows:

Module	Practical Activity
<b>Nursing care techniques in cardiac, vascular and pneumological emergencies</b>	Attend, applying the most up-to-date nursing protocols, the patient with cardiac emergencies (chest pain, shock, heart failure, etc.)
	Intervene, through basic or advanced life support, in the patient, performing an adequate airway management
	Apply appropriate assistance and care for bradyarrhythmias and tachyarrhythmias
	Assist the patient with vascular emergencies (deep vein thrombosis, venous insufficiency, aneurysmal disease, etc.)
	Respond specifically to pneumological emergencies such as bronchial asthma, pneumothorax or pneumonia
<b>Nursing care procedures in neurological and ophthalmological emergencies</b>	Apply the Ictus Code, following the most updated protocols in the approach to this disease
	Receive and attend to patients with neurological emergencies, according to their diagnosis (seizures, acute confusional syndrome, headaches, etc.)
	Address specific care in ophthalmologic emergencies, paying attention to specific procedures applicable to red eye, sudden loss of vision or ocular aggressions
	Apply nursing care and techniques in central nervous system infections
<b>Nursing care techniques in Toxicology, Environmental Leadership, and psychiatric emergencies</b>	Apply specific procedures in the clinical care of patients with alcohol, drug or analgesic intoxication
	Respond, based on the most updated protocols, to environmental emergencies in patients with bites and stings, anaphylaxis or dysbarism
	Care for the patient with psychiatric symptoms in the emergency department, assessing his or her diagnostic picture to determine the specific approach to the condition according to its severity
<b>Nursing care techniques in Endocrine, Hematologic and Infectious emergencies</b>	Respond to hyperglycemia and hypoglycemia in the emergency department, establishing the specific care of the nurse
	Identify diabetic ketoacidosis and apply specific nursing care to the patient with this acute complication
	To apply the most updated care in the patient with anemic syndrome in the ED
	Assist in the clinical and emergency management of patients with infectious emergencies, especially fever of unknown origin and urinary tract infections, as well as fever in HIV patients

Module	Practical Activity
<b>Procedures Nursing Procedures in Emergency nephrological, urological, urological, gynecological and digestive emergencies</b>	Respond to acute renal failure in the emergency department, applying the most up-to-date nursing procedures
	Assess the patient with nephritic colic or acute urinary retention with nursing tools
	Care for the patient with genital bleeding
	Assist in the management of emergencies in pregnancy and puerperium, as well as in hypertensive emergencies in pregnancy
	Apply specific care in patients with acute gastroenteritis, abdominal pain and acute gastrointestinal bleeding
<b>Methods of nursing care in trauma, surgical and dermatological emergencies</b>	To assess, using the most updated scales, the state of wounds and burns in the patient in the Emergency Department
	Apply triage in patients with trauma emergencies and susceptible to immediate surgical care
	Receive and care for patients with skin hypersensitivity lesions or skin infections



*Knowing theory is no longer enough. You have to be able to put it into practice, and with this Hybrid Professional Master's Degree you will do it more efficiently"*



## Civil Liability Insurance

This institution's main concern is to guarantee the safety of the trainees and other collaborating agents involved in the internship process at the company. Among the measures dedicated to achieve this is the response to any incident that may occur during the entire teaching-learning process.

To this end, this entity commits to purchasing a civil liability insurance policy to cover any eventuality that may arise during the course of the internship at the center.

This liability policy for interns will have broad coverage and will be taken out prior to the start of the practical training period. That way professionals will not have to worry in case of having to face an unexpected situation and will be covered until the end of the internship program at the center.



## General Conditions of the Internship Program

The general terms and conditions of the internship agreement for the program are as follows:

**1. TUTOR:** During the Hybrid Professional Master's Degree, students will be assigned with two tutors who will accompany them throughout the process, answering any doubts and questions that may arise. On the one hand, there will be a professional tutor belonging to the internship center who will have the purpose of guiding and supporting the student at all times. On the other hand, they will also be assigned with an academic tutor whose mission will be to coordinate and help the students during the whole process, solving doubts and facilitating everything they may need. In this way, the student will be accompanied and will be able to discuss any doubts that may arise, both clinical and academic.

**2. DURATION:** The internship program will have a duration of three continuous weeks, in 8-hour days, 5 days a week. The days of attendance and the schedule will be the responsibility of the center and the professional will be informed well in advance so that they can make the appropriate arrangements.

**3. ABSENCE:** If the students does not show up on the start date of the Hybrid Professional Master's Degree, they will lose the right to it, without the possibility of reimbursement or change of dates. Absence for more than two days from the internship, without justification or a medical reason, will result in the professional's withdrawal from the internship, therefore, automatic termination of the internship. Any problems that may arise during the course of the internship must be urgently reported to the academic tutor.

**4. CERTIFICATION:** Professionals who pass the Hybrid Professional Master's Degree will receive a certificate accrediting their stay at the center.

**5. EMPLOYMENT RELATIONSHIP:** the Hybrid Professional Master's Degree shall not constitute an employment relationship of any kind.

**6. PRIOR EDUCATION:** Some centers may require a certificate of prior education for the Hybrid Professional Master's Degree. In these cases, it will be necessary to submit it to the TECH internship department so that the assignment of the chosen center can be confirmed.

**7. DOES NOT INCLUDE:** The Hybrid Professional Master's Degree will not include any element not described in the present conditions. Therefore, it does not include accommodation, transportation to the city where the internship takes place, visas or any other items not listed.

However, students may consult with their academic tutor for any questions or recommendations in this regard. The academic tutor will provide the student with all the necessary information to facilitate the procedures in any case.

08

# Where Can I Do the Clinical Internship?

This Hybrid Professional Master's Degree includes in its itinerary a practical stay in a prestigious clinical center where the student will put into practice everything they have learned in the treatment of exotic animals. In this sense, and in order to bring this degree to more professionals, TECH offers students the opportunity to study it in different centers of international prestige. In this way, this institution strengthens its commitment to Quality and affordable education for all.





“

*Complete your learning by putting into practice the latest developments in the urgent care of such frequent pathologies as COVID-19 and exponentially increase your training”*



The student will be able to complete the practical part of this Hybrid Professional Master's Degree at the following centers:



Nursing

### Alen Policlínica

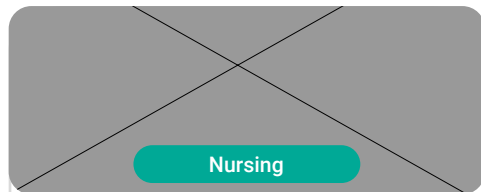
Country: Spain  
City: Malaga

Address: Av. de Mijas, 30, 29651 Las Lagunas de Mijas, Málaga

Center with attention to all outpatient specialties

**Related internship programs:**

- Advanced Operating Room Nursing
- Primary Care Emergencies for Nursing



Nursing

### Centro Médico HLA San Carlos - Jávea

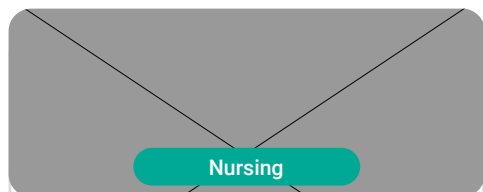
Country: Spain  
City: Alicante

Address: Carrer Nancy, 3, 03730 Playa del Arenal, Jávea, Alicante

Multidisciplinary healthcare clinic

**Related internship programs:**

- Hospital Nursing
- Intensive Care Nursing



Nursing

### Hospital HLA San Carlos Denia

Country: Spain  
City: Alicante

Address: Partida Madrigueres Sud, 8, 03700 Dénia, Alicante

Hospital complex promoting of all clinical specialties

**Related internship programs:**

- Intensive Care Nursing
- Nursing in Internal Medicine







“

*Delve into the most relevant theory in this field, subsequently applying it in a real work environment”*

09

# Methodology

This academic program offers students a different way of learning. Our methodology uses a cyclical learning approach: **Relearning.**

This teaching system is used, for example, in the most prestigious medical schools in the world, and major publications such as the **New England Journal of Medicine** have considered it to be one of the most effective.





“

*Discover Relearning, a system that abandons conventional linear learning, to take you through cyclical teaching systems: a way of learning that has proven to be extremely effective, especially in subjects that require memorization"*

## At TECH Nursing School we use the Case Method

In a given situation, what should a professional do? Throughout the program, students will face multiple simulated clinical cases, based on real patients, in which they will have to do research, establish hypotheses, and ultimately resolve the situation. There is an abundance of scientific evidence on the effectiveness of the method. Nurses learn better, faster, and more sustainably over time.

*With TECH, nurses can experience a learning methodology that is shaking the foundations of traditional universities around the world.*



According to Dr. Gérvas, the clinical case is the annotated presentation of a patient, or group of patients, which becomes a "case", an example or model that illustrates some peculiar clinical component, either because of its teaching power or because of its uniqueness or rarity. It is essential that the case is based on current professional life, in an attempt to recreate the real conditions in professional nursing practice.



“

*Did you know that this method was developed in 1912, at Harvard, for law students? The case method consisted of presenting students with real-life, complex situations for them to make decisions and justify their decisions on how to solve them. In 1924, Harvard adopted it as a standard teaching method”*

The effectiveness of the method is justified by four fundamental achievements:

1. Nurses who follow this method not only grasp concepts, but also develop their mental capacity, by evaluating real situations and applying their knowledge.
2. The learning process has a clear focus on practical skills that allow the nursing professional to better integrate knowledge acquisition into the hospital setting or primary care.
3. Ideas and concepts are understood more efficiently, given that the example situations are based on real-life.
4. Students like to feel that the effort they put into their studies is worthwhile. This then translates into a greater interest in learning and more time dedicated to working on the course.





## Relearning Methodology

At TECH we enhance the case method with the best 100% online teaching methodology available: Relearning.

This university is the first in the world to combine case studies with a 100% online learning system based on repetition combining a minimum of 8 different elements in each lesson, which is a real revolution compared to the simple study and analysis of cases.



*The nurse will learn through real cases and by solving complex situations in simulated learning environments. These simulations are developed using state-of-the-art software to facilitate immersive learning.*

At the forefront of world teaching, the Relearning method has managed to improve the overall satisfaction levels of professionals who complete their studies, with respect to the quality indicators of the best online university (Columbia University).

With this methodology we have trained more than 175,000 nurses with unprecedented success in all specialities regardless of practical workload. Our pedagogical methodology is developed in a highly competitive environment, with a university student body with a strong socioeconomic profile and an average age of 43.5 years old.

*Relearning will allow you to learn with less effort and better performance, involving you more in your specialization, developing a critical mindset, defending arguments, and contrasting opinions: a direct equation to success.*

In our program, learning is not a linear process, but rather a spiral (learn, unlearn, forget, and re-learn). Therefore, we combine each of these elements concentrically.

The overall score obtained by TECH's learning system is 8.01, according to the highest international standards.



This program offers the best educational material, prepared with professionals in mind:



### Study Material

All teaching material is produced by the specialists who teach the course, specifically for the course, so that the teaching content is really specific and precise.

These contents are then applied to the audiovisual format, to create the TECH online working method. All this, with the latest techniques that offer high quality pieces in each and every one of the materials that are made available to the student.



### Nursing Techniques and Procedures on Video

We introduce you to the latest techniques, to the latest educational advances, to the forefront of current medical techniques. All of this in direct contact with students and explained in detail so as to aid their assimilation and understanding. And best of all, you can watch them as many times as you want.



### Interactive Summaries

The TECH team presents the contents attractively and dynamically in multimedia lessons that include audio, videos, images, diagrams, and concept maps in order to reinforce knowledge.

This exclusive educational system for presenting multimedia content was awarded by Microsoft as a "European Success Story".



### Additional Reading

Recent articles, consensus documents and international guidelines, among others. In TECH's virtual library, students will have access to everything they need to complete their course.





#### Expert-Led Case Studies and Case Analysis

Effective learning ought to be contextual. Therefore, TECH presents real cases in which the expert will guide students, focusing on and solving the different situations: a clear and direct way to achieve the highest degree of understanding.



#### Testing & Retesting

We periodically evaluate and re-evaluate students' knowledge throughout the program, through assessment and self-assessment activities and exercises, so that they can see how they are achieving their goals.



#### Classes

There is scientific evidence suggesting that observing third-party experts can be useful.

Learning from an Expert strengthens knowledge and memory, and generates confidence in future difficult decisions.



#### Quick Action Guides

TECH offers the most relevant contents of the course in the form of worksheets or quick action guides. A synthetic, practical, and effective way to help students progress in their learning.





# 10 Certificate

This Hybrid Professional Master's Degree in Primary Care Emergencies for Nursing guarantees students, in addition to the most rigorous and up-to-date education, access to a Hybrid Professional Master's Degree diploma issued by TECH Technological University.







“

*Successfully complete this program  
and receive your university qualification  
without having to travel or fill out  
laborious paperwork”*

This **Hybrid Professional Master's Degree in Primary Care Emergencies for Nursing** contains the most complete and up-to-date program on the professional and educational field.

After the student has passed the assessments, they will receive their corresponding Hybrid Professional Master's Degree diploma issued by TECH Technological University via tracked delivery\*.

In addition to the certificate, students will be able to obtain an academic transcript, as well as a certificate outlining the contents of the program. In order to do so, students should contact their academic advisor, who will provide them with all the necessary information.

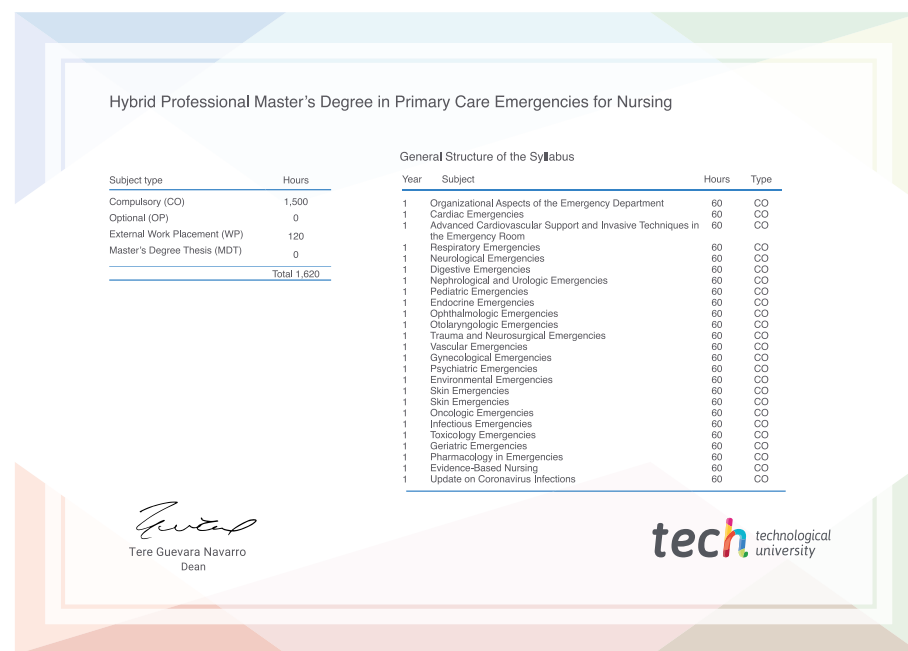
Title: **Hybrid Professional Master's Degree in Primary Care Emergencies for Nursing**

Modality: **Hybrid (Online + Clinical Internship)**

Duration: **12 months**

Certificate: **TECH Technological University**

Teaching Hours: **1,620 h.**



\*Apostille Convention. In the event that the student wishes to have their paper certificatet issued with an apostille, TECH EDUCATION will make the necessary arrangements to obtain it, at an additional cost.



## Hybrid Professional Master's Degree

### Primary Care Emergencies for Nursing

Modality: Hybrid (Online + Clinical Internship)

Duration: 12 months

Certificate: TECH Technological University

Teaching Hours: 1,620 h.

# Hybrid Professional Master's Degree

## Primary Care Emergencies for Nursing

