

# Hybrid Professional Master's Degree

Obstetric and Neonatal  
Emergencies for Midwives





## Hybrid Professional Master's Degree

### Obstetric and Neonatal Emergencies for Midwives

Modality: Hybrid (Online + Clinical Internship)

Duration: 12 months

Certificate: TECH Global University

Credits: 60 + 4 ECTS

Website: [www.techtute.com/us/nursing/hybrid-professional-master-degree/hybrid-professional-master-degree-obstetric-neonatal-emergencies-midwives](http://www.techtute.com/us/nursing/hybrid-professional-master-degree/hybrid-professional-master-degree-obstetric-neonatal-emergencies-midwives)

# Index

01

Introduction

---

p. 4

02

Why Study this Hybrid  
Professional Master's Degree?

---

p. 8

03

Objectives

---

p. 12

04

Skills

---

p. 18

05

Course Management

---

p. 22

06

Structure and Content

---

p. 30

07

Clinical Internship

---

p. 40

08

Where Can I Do the Clinical  
Internship?

---

p. 46

09

Study Methodology

---

p. 50

10

Certificate

---

p. 58

# 01

# Introduction

The care of midwives during all phases of pregnancy is fundamental, especially in Obstetric and Neonatal Emergencies, where a quick and effective intervention can make the difference in critical situations. For this reason, these professionals must keep up to date with the most advanced techniques, protocols and procedures in this area. Therefore, TECH has developed a hybrid program that combines an online theoretical-practical update phase with an intensive internship in a reference clinical center. Through this program, midwives will be able to gain in-depth knowledge of aspects such as cardiopulmonary resuscitation or postpartum emergencies, always accompanied by experts of great prestige in this field.





“

*Update your knowledge in the care approach to obstetric emergencies, both during the gestational period and at the time of delivery and postpartum, thanks to this Hybrid Professional Master's Degree"*

Due to the enormous complexity of the approach to obstetric and neonatal emergencies, midwives must keep abreast of the latest protocols and care techniques in this area. In this way, they will be able to act, using the most advanced procedures, in the face of infections, problems in the delivery phase or postpartum complications.

In this way, this program is designed to qualify midwives in the management of common and special obstetric and gynecological emergencies, as well as in patient care both in the delivery room and in the operating room. The aim is to ensure that the professionals are prepared to deal according to the latest protocols with any situation that may arise during pregnancy, either in the early stages or in later trimesters.

The program includes both an online preparation phase and an intensive internship in a reference clinical center. For the online stage, the teaching team has developed a variety of high-quality multimedia resources, including numerous real clinical cases, interactive summaries and in-focus videos. During the internship phase, students will be able to carry out various activities in a prestigious hospital center during 3 weeks in an intensive schedule of 8 continuous hours.

As such, this Hybrid Professional Master's Degree will allow midwives to update their knowledge and skills in the latest techniques and advances in Obstetric and Neonatal Emergencies, being able to develop in a real professional environment attending patients of this specialty.

In addition, students will have the opportunity to join an exclusive group of 10 high quality educational Masterclasses. These sessions will be led by a renowned gynecologist specialized in Obstetrics and Prenatal Diagnosis, internationally recognized. These extra classes will provide graduates with the opportunity to strengthen their skills and practical knowledge in a medical field that is in high demand.

This **Hybrid Professional Master's Degree in Obstetric and Neonatal Emergencies for Midwives** contains the most complete and up-to-date scientific program on the market. The most important features include:

- ◆ More than 100 clinical cases presented by professional nursing experts in Obstetric and Neonatal Emergencies
- ◆ The graphic, schematic, and practical contents with which they are created, provide scientific and practical information on the disciplines that are essential for professional practice
- ◆ Comprehensive systematized action plans for the main complications in childbirth
- ◆ Presentation of practical workshops on care techniques in Obstetric and Neonatal Emergencies
- ◆ An algorithm-based interactive learning system for decision-making in the clinical situations presented throughout the course
- ◆ Clinical Practice Guidelines on Complications Management
- ◆ With a special emphasis on evidence-based medicine
- ◆ All this will be complemented by theoretical lessons, questions to the expert, debate forums on controversial topics, and individual reflection assignments
- ◆ Content that is accessible from any fixed or portable device with an Internet connection
- ◆ Furthermore, you will be able to carry out a clinical internship in one of the best hospital centers



*Don't miss this unique TECH opportunity! You will have access to 10 complementary Masterclasses, taught by a leading international expert in Obstetrics and Prenatal Diagnosis"*

“

*Apply in your daily work the latest clinical postulates to assist patients with obstetric conditions such as specific dermatoses of pregnancy or premature rupture of membranes”*

In this Hybrid Professional Master's Degree, with a vocational nature and blended learning modality, the program is aimed at updating midwives, and who require a high level of qualification. The contents are based on the latest scientific evidence, and oriented in an educational way to integrate theoretical knowledge into practice, and the theoretical-practical elements will facilitate knowledge update and decision-making in patient management.

Thanks to its multimedia content developed with the latest educational technology, they will allow the professional to learn in a contextual and situated learning environment, i.e., a simulated environment that will provide immersive learning programmed to train in real situations. This program is designed around Problem-Based Learning, whereby the professional must try to solve the different professional practice situations that arise throughout the program. For this purpose, students will be assisted by an innovative interactive video system created by renowned experts.

*This Hybrid Professional Master's Degree will allow you to work in real and demanding healthcare environments, accompanied by highly experienced and prestigious professionals.*

*Get up to date in a theoretical-practical way and in a 100% online format and later put into practice the new techniques acquired in a real clinical environment.*



02

# Why Study this Hybrid Professional Master's Degree?

This educational program offers the student the opportunity to apply the knowledge acquired during the online learning stage in a prestigious hospital center. In this way, this program revolutionizes the traditional pedagogical processes, based on the theoretical study of contents, and offers midwives the opportunity to update their knowledge in a practical and participative way, in demanding and real environments, and from the hand of professionals of great reputation in the area of Obstetric and Neonatal Emergencies.







“

*The methodology with which this program is developed will adapt to your personal and professional circumstances completely, without interrupting your daily activities”*

### 1. Updating from the latest technology available

During this program, the professional will learn about the latest advances in techniques and protocols for Obstetric Emergencies. As a result, midwives will be able to update their skills with the latest technological equipment in a state-of-the-art clinical environment.

### 2. Gaining in-depth knowledge from the experience of top specialists

The large team of professionals that will accompany the midwife throughout the practical period is a first-class guarantee and an unprecedented guarantee of updating. With a specifically designated tutor, students will be able to see real patients in a state-of-the-art environment, which will allow them to incorporate the most effective procedures and approaches in Obstetric and Neonatal Emergencies into their daily practice.

### 3. Entering first-class clinical environments

TECH carefully selects all available centers for Internship Programs. As a result, the midwife will have guaranteed access to a prestigious clinical environment in the field of obstetrics. In this way, you will be able to see the day-to-day work of a demanding, rigorous and exhaustive sector, always applying the latest theses and scientific postulates in its work methodology.





#### 4. Combining the best theory with state-of-the-art practice

The educational market is full of educational programs that are poorly adapted to the daily work of the midwife and that require long hours of teaching, often not very compatible with personal and professional life. TECH offers a new learning model, 100% practical, which allows you to get to know the latest procedures in the field of Obstetric and Neonatal Emergencies and, best of all, to put it into professional practice in just 3 weeks.

#### 5. Expanding the boundaries of knowledge

TECH offers the possibility of doing this Internship Program, not only in national, but also in international centers. In this way, midwives will be able to expand their frontiers and catch up with the best professionals, who practice in first class hospitals in different continents. A unique opportunity that only TECH, the largest online university in the world, could offer.

“

*You will have full practical immersion at the center of your choice”*

# 03 Objectives

This Hybrid Professional Master's Degree has been designed to update midwives who wish to incorporate into their daily work the latest advances in techniques for dealing with Neonatal Obstetric Emergencies. To achieve this objective, an educational itinerary has been proposed that includes a 100% online stage and a second stage where students will be able to put into practice the new knowledge acquired in a real clinical environment.



“

*Reach your professional goals gradually, integrating the knowledge acquired during the course of this program into your professional performance"*



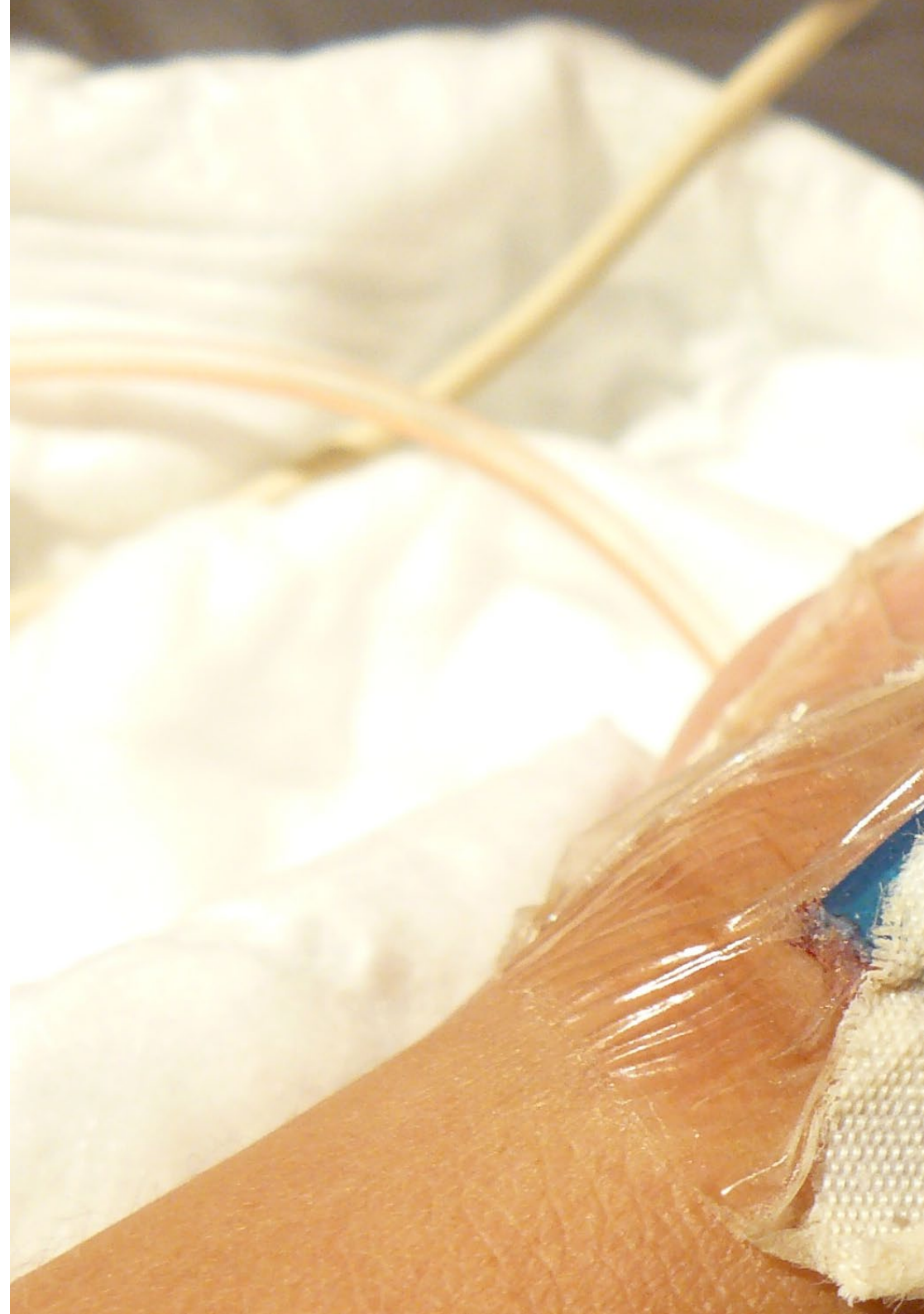
## General Objective

---

- The general objective of the Hybrid Professional Master's Degree in Obstetric and Neonatal Emergencies for Midwives is to prepare students in the early detection of different obstetric emergencies during pregnancy, childbirth and puerperium, in order to be able to perform an up-to-date approach and obtain satisfactory obstetric results and thereby reduce maternal-fetal morbi-mortality. Likewise, students are expected to be able to perform specialized care in each urgent obstetric pathology and acquire skills for emergency care of the newborn in situations in which the obstetric pathology involves the mother and the fetus



*The field of Obstetrics is rapidly advancing and healthcare professionals working in this area need an immediate update. Enroll now and master the most advanced techniques"*





## Specific Objectives

---

### Module 1. Neonatal Emergencies

- ♦ Recognize and initiate timely management of urgent situations that may occur during the neonatal period
- ♦ Demonstrate then capacity to apply midwifery skills to deal with these situations

### Module 2. Non-obstetric Pathologies during Pregnancy

- ♦ Recognize and initiate timely management of the most frequent pathologies that could have obstetric repercussions
- ♦ Demonstrate midwifery skills to deal with these pathologies
- ♦ Adopt a multidisciplinary approach to these pathologies promoting communication and coordination between healthcare practitioners

### Module 3. Infections During Pregnancy

- ♦ Recognize and initiate timely management of the most frequent infections that could have obstetric repercussions
- ♦ Demonstrate midwifery skills to deal with these Infections
- ♦ Be able to deliver effective and targeted health education to prevent the pregnant woman from becoming infected and to avoid infecting the fetus



#### **Module 4. Obstetric Emergencies in the First Trimester**

- ♦ Recognize and initiate timely management pathologies occurring in the first trimester of pregnancy
- ♦ Demonstrate midwifery skills to deal with these pathologies
- ♦ Promote continuity of care for women suffering from first trimester pathology whether they are admitted to the hospital ward or discharged
- ♦ Be able to deliver effective and targeted health education for each of these pathologies

#### **Module 5. Obstetric Emergencies in the Second and Third Trimester**

- ♦ Recognize and initiate timely management of pathologies occurring in the second and third trimester of pregnancy
- ♦ Demonstrate midwifery skills to deal with these pathologies
- ♦ Promote continuity of care and communication with the rest of healthcare practitioners who will attend those pathologies that generally require hospital admission

#### **Module 6. Obstetric Emergencies during the Dilation Phase of Labor**

- ♦ Recognize and initiate timely management of urgent situations that may occur during the dilation phase of labor
- ♦ Identify and know how to perform the obstetric maneuvers indicated to solve each urgent situation during the dilation phase of labor
- ♦ Demonstrate then capacity to apply midwifery skills to deal with these situations

#### **Module 7. Obstetrical Emergencies during the Delivery and Afterbirth**

- ♦ Recognize and initiate timely management of urgent situations that may occur during the third stage of labor and delivery
- ♦ Identify and know how to perform the obstetric maneuvers indicated to solve each urgent situation during the third stage of labor and delivery
- ♦ Demonstrate then capacity to apply midwifery skills to deal with these situations

#### **Module 8. Postpartum Emergencies**

- ♦ Recognize and initiate timely management of urgent situations that may occur during the postpartum period
- ♦ Identify and know how to perform the obstetric maneuvers indicated to solve each urgent situation during the postpartum period
- ♦ Demonstrate then capacity to apply midwifery skills to deal with these situations

#### **Module 9. Cardiopulmonary Resuscitation**

- ♦ Recognize and initiate early management of disorders that promote cardiac arrest.
- ♦ Demonstrate ability to apply basic life support.
- ♦ Recognize and manage respiratory arrest of CPR until its completion or transfer of patient care
- ♦ Recognize the importance of team dynamics in overall performance
- ♦ Recognize and initiate the timely management of neonatal CPR until its completion or the transfer of patient care





### Module 10. Special Situations in the Obstetrics Emergency Department

- ◆ Recognize and identify specific situations that occur less frequently in an obstetric emergency
- ◆ Initiate timely management of these situations
- ◆ Be able to carry out an adequate health education specific to each situation.
- ◆ Demonstrate then capacity to apply midwifery skills to deal with these situations
- ◆ Have a thorough understanding of the legal bases of informed consent in an emergency situation

“

*Enroll now and advance in your field of work with a comprehensive program that will allow you to put into practice everything you have learned”*

# 04 Skills

During the development of the Hybrid Professional Master's Degree in Obstetric and Neonatal Emergencies for Midwives, students will acquire the most advanced skills and abilities to care for the mother and newborn in obstetric emergencies. They will be able to identify different obstetric pathologies in an early manner, address them in an up-to-date way and obtain satisfactory obstetric results to reduce maternal-fetal morbidity. They will also be able to perform specialized care in each obstetric pathology and to attend the neonate when the obstetric pathology involves the maternal-fetal binomial.



“

*Stand out professionally thanks to this Hybrid Professional Master's Degree, which will provide you with a current and up-to-date approach in the field of Obstetric and Neonatal Emergencies"*

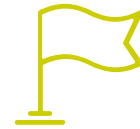


## General Skills

---

- Deal with all types of neonatal emergencies
- Effectively treat non-obstetric pathologies arising during pregnancy
- Know the different types of infections that the patient can contract and how they affect pregnancy
- Quickly detect various infections during the first trimester of pregnancy
- Assess socio-demographic factors affecting the patient during pregnancy
- Monitor fetal well-being to ensure good obstetrical and neonatal outcomes
- Perform critical maneuvers to resolve obstetric emergencies at the end of labor
- General management of puerperal pathologies
- Master up-to-date neonatal resuscitation
- Detect signs of domestic abuse in pregnant women and newborns





## Specific Skills

---

- ◆ Treat the most common surgical emergencies in the obstetrics and gynecology service
- ◆ Address the different diseases of the urinary system and skin conditions during pregnancy
- ◆ Discern the possible causes of fever in the pregnant woman
- ◆ Create a protocol for the most frequent infections that may have obstetric repercussions
- ◆ Gain in-depth knowledge of the severity criteria that necessitate referral or multidisciplinary work in the event of complications in the second and third trimester
- ◆ Treat obstetric emergencies that may arise in the dilation phase of labor and delivery
- ◆ Develop an action protocol for obstetric emergencies at the end of labor
- ◆ Resolve possible complications during breastfeeding
- ◆ Build detailed knowledge of life support in pregnancy
- ◆ Be aware of the legal considerations in obstetric emergencies

05

# Course Management

The teaching staff of the Hybrid Professional Master's Degree in Obstetric and Neonatal Emergencies for Midwives is made up of a team of professionals with extensive experience in this clinical area. The teachers will share with the students their theoretical and practical knowledge, as well as the latest developments in the field, ensuring an up-to-date and high-quality education.





“

*The most prestigious and experienced teaching staff will provide you with all the keys to offer accurate and up-to-date assistance in this clinical area"*

## International Guest Director

Dr. Olivier Picone is a leading international expert in the field of **Obstetrics and Prenatal Diagnostics**. Indeed, his expertise has focused on a wide range of techniques, including **screening and diagnostic ultrasound, amniocentesis and trophoblast biopsies**. In this regard, he has contributed significantly to the advancement of **maternal and fetal medical care**.

In addition to his **clinical work**, he has played **important roles** in leading health organizations in **France**. For instance, as **President of the French Federation of Prenatal Diagnostic Centers of the CPDPN**, he has led initiatives to improve the quality and accessibility of prenatal diagnostic services beyond the country's borders.

Likewise, his commitment to **research and prevention of viral infections during pregnancy** has led him to publish numerous **articles** and to participate in **working groups of international renown**, such as the **High Authority of Health** and the **High Council of Public Health**. His research interests include **Obstetrics, Gynecology, Gynecological Surgery, Obstetric Surgery, Gynecological Ultrasound, Pathological Pregnancy and Obstetric Ultrasound**. In this way, his dedication to critical issues, such as **CMV and Zika**, has been fundamental in developing **management protocols and clinical recommendations**.

Also, it is worth mentioning his position as **President of the Research Group on Infections during Pregnancy (GRIG)**, being co-author of academic reference books, such as ***Maternal Pathologies and Pregnancy***, contributing significantly to **scientific knowledge** in his field. Likewise, his leadership in the creation of the **University Diploma in Infectious Diseases of Pregnant Women** has demonstrated his commitment to **medical education** and the strengthening of **perinatal care** worldwide.





## Dr. Picone, Olivier

---

- President of the French Federation of Prenatal Diagnostic Centers of the CPDPN, Paris, France
- President of the Research Group on Infections during Pregnancy (GRIG)
- Gynecologist, Obstetrician and Head of Prenatal Diagnosis in public and private practices
- Specialist in Obstetrical Gynecology at the University of Paris Cité
- Qualified to Conduct Research (HDR) by the University of Paris Cité
- Doctor in Medicine by the University of Paris Cité
- Member of: French National College of Obstetrical Gynecologists (CNGOF), Women's Health Fund, Foch Hospital Foundation, French Fetal Medicine Club at the French College of Fetal Ultrasound (CNGOF)



*Thanks to TECH you will be able to learn with the best professionals in the world"*

## Management



### Ms. Fernández López-Mingo, Raquel Desirée

- Midwife at Gregorio Marañón General University Hospital and San Rafael Hospital, Madrid
- Midwife at the Cerro Almodovar Health Center in Madrid.
- Degree in Nursing from the Complutense University of Madrid
- Nursing Intern Resident of Obstetrics and Gynecology, Gregorio Marañón General University Hospital, Madrid
- Master's Degree in Integration of Care and Clinical Problem-Solving in Nursing from the University of Alcalá de Henares



### Dr. Muñoz Serrano, María del Carmen

- Midwife at the University del Sureste Hospital, and the HLA Moncloa Hospital, Madrid
- Midwife at the Infanta Sofía University Hospital, Madrid
- Degree in Nursing from the University of Granada
- at the Gregorio Marañón General University Hospital, Madrid
- Master's Degree in Integration in Care and Clinical Problem-Solving in Nursing from the University of Alcalá de Henares
- University Expert in Gynecologic, Obstetric and Neonatal Emergencies at the Catholic University of Avila

## Professors

### Mr. García Jerez, Pablo

- ♦ Specialist Nurse in Obstetrics and Gynecology at the Infanta Cristina University Hospital and HLA Moncloa University Hospital, Madrid
- ♦ Specialist Nurse in Obstetrics and Gynecology at the Infanta Sofia University Hospital, La Riera Health Center and Germans Trias i Pujol University Hospital
- ♦ General Nurse at Puerta de Hierro University Hospital, San Rafael Hospital, Avenida de Aragón Health Center and Ramón y Cajal University Hospital
- ♦ Graduate in Nursing from the Pontifical University of Comillas
- ♦ University Expert in Gynecologic, Obstetric and Neonatal Emergencies for Midwives at the Catholic University of Avila

### Ms. Botella Domenech, Pilar

- ♦ Midwife at the Infanta Sofía University Hospital, Madrid
- ♦ Midwife at Gregorio Marañón University Hospital, Madrid
- ♦ Midwife at La Paz University Hospital, Madrid
- ♦ Nurse Specialist in Obstetrics and Gynecology at the Gregorio Marañón University Hospital, Madrid
- ♦ University Diploma in Nursing from the University of Alicante
- ♦ Grade in Human Nutrition and Dietetics from the Autonomous University of Madrid.
- ♦ University Expert in Obstetric-Gynecological Emergencies by the Catholic University of Avila

### Ms. Sánchez Boza, Pilar

- ♦ Midwife specialized in Sexuality and Couple Relationships
- ♦ Midwife at Gregorio Marañón General University Hospital
- ♦ Midwife in Mauritania with Rotary International: Home ES, a humanitarian aid project
- ♦ Coach in Sexpol Foundation, talks on sexual education
- ♦ Speaker at annual conferences against gender violence
- ♦ Assistant Professor at the European University
- ♦ Professor of the subject "Care for Women"
- ♦ Professor of the subject Auxiliary in Care of Adults II, Care of Children and Adolescents in the Nursing Degree
- ♦ Diploma in Nursing at Comillas Pontifical University
- ♦ Master's Degree in Humanitarian Health Aid from the University of Alcalá de Henares
- ♦ University Expert in Emergencies Accredited by the Complutense University of Madrid

### Ms. Hernando Alonso, Alba

- ♦ Midwife and Pediatric ICU Nurse at the Gregorio Marañón General University Hospital, Madrid
- ♦ Midwife at the 12 de Octubre University Hospital, Madrid
- ♦ Degree in Nursing from the University of Burgos

**Ms. Martínez Martín, Roxana**

- ♦ Midwife at Gregorio Marañón Maternal-Child Hospital, Madrid
- ♦ Hematology Service Nurse at La Paz General University Hospital, Madrid.
- ♦ Fetal Physiopathology Service Nurse, Puerperium and Maternity Emergencies at La Paz Maternal-Children's University Hospital, Madrid
- ♦ Nurse from the Anesthesia and Resuscitation Unit of La Paz University Maternity Hospital, Madrid
- ♦ Diploma in Nursing from the Autonomous University of Madrid.
- ♦ Nurse Resident Intern in Obstetrical-Gynecological Nursing at Nuestra Señora de Sonsoles Hospital
- ♦ Official Master's Degree in Emergency Nursing and Health Transport at CEU San Pablo University

**Ms. Durán Sierra, Sonia**

- ♦ Midwife at the Ortigueira Health Center, in A Coruña, Spain.
- ♦ Midwife in various health centers in Ferrol
- ♦ Midwife at the Entrevías Health Center
- ♦ Degree in Nursing from the University of Coruña
- ♦ EIR in Obstetrics and Gynecology , Gregorio Marañón University Hospital
- ♦ University Expert for Midwives in Gynecologic, Obstetric and Neonatal Emergencies at the Catholic University of Ávila





**Ms. De Santiago Ochoa, Sofía**

- ◆ Nurse of the Nephrology and Dialysis Unit at the Gregorio Marañón University Hospital
- ◆ Midwife at Gregorio Marañón University Hospital
- ◆ Midwife at the Entrevías, Jose María Llanos, Moratalaz and Buenos Aires Health Centers
- ◆ Midwife in the Delivery, Emergency and High-Risk Hospitalization Service at the Gregorio Marañón University Hospital
- ◆ University Expert in Family and Community Nursing by the University of Alcalá
- ◆ University Expert in Nursing for Assisted Reproduction at the University Rey Juan Carlos
- ◆ University Expert in Emergency Care and Out-of-hospital Emergencies, Complutense University of Madrid
- ◆ University Expert in Critical Care by the Complutense University of Madrid
- ◆ Diploma in Nursing from the Autonomous University of Madrid.

# 06

# Structure and Content

The syllabus of this Hybrid Professional Master's Degree has been designed to offer students a complete update on the different aspects that make up the healthcare of obstetric and neonatal emergencies. Through a practical approach, the syllabus covers from the early detection of the different obstetric emergencies to the emergency care of the neonate. Students will also have the opportunity to acquire knowledge of the latest technologies and techniques in the field of assisted reproduction and apply them in daily clinical practice.





“

*You have before you the most complete and up-to-date syllabus of the educational market in the area of Obstetric and Neonatal Emergencies”*

## Module 1. Neonatal Emergencies

- 1.1. Rh Isoimmunization
  - 1.1.1. Etiology and Risk Factors
  - 1.1.2. Diagnosis
  - 1.1.3. Effects on the Fetus
  - 1.1.4. Importance of Prevention in Obstetric Emergencies
- 1.2. Neonatal Infection
- 1.3. Surgical Emergencies
  - 1.3.1. Traumatology
  - 1.3.2. Digestive: Esophageal Atresia
  - 1.3.3. Umbilical
  - 1.3.4. Urogenital
  - 1.3.5. Neurological: Neural Tube Defects, Hydrocephalus
  - 1.3.6. Diaphragmatic Hernia
- 1.4. Neurological Problems
  - 1.4.1. Seizures
  - 1.4.2. Intrapartum Asphyxia. Hypoxic-Ischemic Encephalopathy
- 1.5. Metabolic Disorders
  - 1.5.1. Hyperglycemia
  - 1.5.2. Hypoglycemia
- 1.6. Congenital Metabolic Errors
- 1.7. Anemia. Polycythemia. Hyperbilirubinemia
- 1.8. Congenital Heart Disease
- 1.9. Respiratory Pathology
- 1.10. Prematurity

## Module 2. Non-Obstetric Pathologies during Pregnancy

- 2.1. Respiratory System Diseases
  - 2.1.1. Physiological Changes in the Pregnant Woman
  - 2.1.2. Pathology in Pregnant Women
- 2.2. Hematologic and Circulatory Abnormalities
  - 2.2.1. Physiological Changes in the Pregnant Woman
  - 2.2.2. Anemias
    - 2.2.2.1. Microcytes
    - 2.2.2.2. Normocytes
    - 2.2.2.3. Macrocytes
    - 2.2.2.4. Rare
  - 2.2.3. Plateletopenia/Thrombocytopenia
  - 2.2.4. Von Willebrand Disease
  - 2.2.5. Circulatory Disorders
    - 2.2.5.1. Antiphospholipid Syndrome
    - 2.2.5.2. Hereditary Thrombophilias
    - 2.2.5.3. Varicose Veins
    - 2.2.5.4. Deep Vein Thrombosis
    - 2.2.5.5. Pulmonary Embolism
- 2.3. Heart Disease and Pregnancy
  - 2.3.1. Physiological Changes in the Pregnant Woman
  - 2.3.2. Risk Classification in Pregnant Women with Heart Disease
  - 2.3.3. Management of Heart Disease During Pregnancy
  - 2.3.4. Management of Heart Disease in Childbirth
  - 2.3.5. Management of Postpartum Heart Disease
- 2.4. Diseases of the Urinary System
  - 2.4.1. Physiological Changes in the Pregnant Woman
  - 2.4.2. Asymptomatic Bacteriuria
  - 2.4.3. Cystitis
  - 2.4.4. Acute Pyelonephritis
  - 2.4.5. Obstructive Uropathy (Urolithiasis)



- 2.5. Skin Disorders
  - 2.5.1. Physiological Changes in the Pregnant Woman
  - 2.5.2. Pregnancy-Specific Dermatoses
    - 2.5.2.1. Gestational Herpes or Pengyphoid Herpes in Pregnancy
    - 2.5.2.2. Polymorphous Rash in Pregnancy
    - 2.5.2.3. Gestational Prurigo
    - 2.5.2.4. Pruritic Folliculitis in Pregnancy
  - 2.5.3. Impetigo Herpetiformis
  - 2.5.4. Differential Diagnosis of Pruritus during Pregnancy
- 2.6. Endocrine System Diseases
  - 2.6.1. Physiological Changes in the Pregnant Woman
  - 2.6.2. Diabetes
    - 2.6.2.1. Types of Diabetes
    - 2.6.2.2. Hypoglycemia/Hyperglycemia
    - 2.6.2.3. Diabetic Ketosis
    - 2.6.2.4. Chronic Metabolic Complications
  - 2.6.3. Thyroid Disorders
    - 2.6.3.1. Hypothyroidism and Pregnancy
    - 2.6.3.2. Hyperthyroidism and Pregnancy
    - 2.6.3.3. Thyrotoxic Crisis
  - 2.6.4. Adrenal Gland Disorders
    - 2.6.4.1. Pheochromocytoma
- 2.7. Digestive System Diseases
  - 2.7.1. Physiological Changes in the Pregnant Woman
  - 2.7.2. Pathology in Pregnant Women
- 2.8. Nervous System Diseases
  - 2.8.1. Headaches and Migraines
  - 2.8.2. Bell's Palsy
  - 2.8.3. Epilepsy
  - 2.8.4. CVA
  - 2.8.5. Autonomous Dysreflexia

- 2.9. Autoimmune and Musculoskeletal Diseases during Pregnancy
  - 2.9.1. Physiological Changes in the Pregnant Woman
  - 2.9.2. Pathology in Pregnant Women
- 2.10. Psychiatric Disorders during Pregnancy
  - 2.10.1. Physiological Changes in the Pregnant Woman
  - 2.10.2. Pathology in Pregnant Women

### Module 3. Infections During Pregnancy

- 3.1. Fever in Pregnant Women
  - 3.1.1. Fever, Short Duration Fever, Long Duration Fever, Fever of Unknown Origin, Bacterial, Systemic Inflammatory Response Syndrome, Sepsis
  - 3.1.2. Possible Causes of Fever in Pregnant Women
  - 3.1.3. Differential Diagnosis
- 3.2. Acute Gastroenteritis
  - 3.2.1. Types of Gastroenteritis
  - 3.2.2. Clinical Symptoms
  - 3.2.3. Diagnosis
  - 3.2.4. Treatment during Pregnancy
- 3.3. Bartholinitis
  - 3.3.1. Diagnosis
  - 3.3.2. Risk Factors
  - 3.3.3. Treatment
- 3.4. Vulvovaginitis
  - 3.4.1. Bacterial Vaginosis
  - 3.4.2. Candidiasis
- 3.5. Sexually Transmitted Diseases: Bacterial Diseases and Parasitic
  - 3.5.1. *Chlamydia*
  - 3.5.2. Gonorrhoea
  - 3.5.3. Trichomoniasis.
  - 3.5.4. Syphilis
- 3.6. Sexually Transmitted Diseases
  - 3.6.1. HIV
  - 3.6.2. Genital Herpes

- 3.7. Tropical Diseases
  - 3.7.1. Trypanosomiasis or Chagas Disease
  - 3.7.2. Zika
  - 3.7.3. Dengue
  - 3.7.4. Malaria
  - 3.7.5. Cholera
  - 3.7.6. Leishmaniasis
- 3.8. Toxoplasmosis and Cytomegalovirus
  - 3.8.1. Toxoplasmosis
  - 3.8.2. Cytomegalovirus
- 3.9. Epstein Barr Virus, Parvovirus B19, Listeriosis
  - 3.9.1. Epstein Barr Virus
  - 3.9.2. Parvovirus B19
  - 3.9.3. Listeriosis
- 3.10. Rubella, Chickenpox and Measles
  - 3.10.1. Rubella
  - 3.10.2. Chickenpox
  - 3.10.3. Measles

#### Module 4. Obstetric Emergencies in the First Trimester

- 4.1. Hyperemesis Gravidarum
  - 4.1.1. Etiology and Risk Factors
  - 4.1.2. Clinical Symptoms
  - 4.1.3. Diagnosis
  - 4.1.4. Treatment Importance of Nutrition
- 4.2. Abdominal-Pelvic Pain in Pregnant Women
  - 4.2.1. Etiology
  - 4.2.2. Importance of Differential Diagnosis
  - 4.2.3. Complementary Tests
- 4.3. Metrorrhagia in the First Half of Pregnancy
  - 4.3.1. Threat of Abortion
  - 4.3.2. Intrauterine Hematomas: Retroplacental, Subchorionic, Subamniotic and Supracervical

- 4.4. Abortion
  - 4.4.1. Types
  - 4.4.2. Etiology and Risk Factors
  - 4.4.3. Diagnosis
- 4.5. Abortion Treatment and Complications
  - 4.5.1. Treatment
  - 4.5.2. Complications
- 4.6. Repeat Abortion and Psychoemotional Aspects
  - 4.6.1. Repeat Abortion
  - 4.6.2. Psychoemotional Aspects
- 4.7. Voluntary Termination of Pregnancy (VTP)
  - 4.7.1. Introduction
  - 4.7.2. Legal Assumptions of VTP
  - 4.7.3. Treatment
  - 4.7.4. Complications
  - 4.7.5. Selective Fetal Reduction or Discontinuation
- 4.8. Ectopic Pregnancy
  - 4.8.1. Uncertain Location Pregnancy
  - 4.8.2. Types of Ectopic Pregnancy
  - 4.8.3. Etiology and Risk Factors
  - 4.8.4. Diagnosis
  - 4.8.5. Treatment
- 4.9. Trophoblastic Disease
  - 4.9.1. Hydatidiform Mole
  - 4.9.2. Gestational Trophoblastic Tumor
- 4.10. HPV and Cervical Cancer in Pregnancy
  - 4.10.1. Screening during Gestation
  - 4.10.2. Treatment



## Module 5. Obstetric Emergencies in the Second and Third Trimester

- 5.1. Threat of Premature Delivery
  - 5.1.1. Etiology and Risk Factors
  - 5.1.2. Clinical Symptoms
  - 5.1.3. Diagnosis
  - 5.1.4. Treatment
- 5.2. Premature Rupture of Membranes
  - 5.2.1. Etiology and Risk Factors
  - 5.2.2. Diagnosis
  - 5.2.3. Treatment
- 5.3. Chorioamnionitis
  - 5.3.1. Etiology and Risk Factors
  - 5.3.2. Clinical Symptoms
  - 5.3.3. Diagnosis
  - 5.3.4. Treatment
- 5.4. Cervical Deficiency
  - 5.4.1. Etiology and Risk Factors
  - 5.4.2. Diagnosis
  - 5.4.3. Treatment
- 5.5. Placenta Previa. Vasa Previa
  - 5.5.1. Etiology and Risk Factors
  - 5.5.2. Diagnosis
  - 5.5.3. Treatment
- 5.6. Detachment of a Normally Positioned Placenta
  - 5.6.1. Etiology and Risk Factors
  - 5.6.2. Diagnosis
  - 5.6.3. Treatment of Placental Abruption
- 5.7. Hepatopathy in Pregnancy
  - 5.7.1. Intrahepatic Cholestasis
  - 5.7.2. Fatty Liver

- 5.8. Hypertensive States of Pregnancy (EHE)
  - 5.8.1. Classification
  - 5.8.2. Etiology and Risk Factors
  - 5.8.3. Diagnosis
  - 5.8.4. Determination of the Degree of Severity
- 5.9. Preeclampsia in Pregnancy
  - 5.9.1. Preeclampsia
- 5.10. Eclampsia and HELLP syndrome
  - 5.10.1. Eclampsia
  - 5.10.2. HELLP Syndrome

### Module 6. Obstetric Emergencies during the Dilation Phase of Labor

- 6.1. Labor and Delivery
  - 6.1.1. Prodromes of Labor
  - 6.1.2. Delivery
  - 6.1.3. Stages in the Birth Process
  - 6.1.4. Admission Criteria
- 6.2. Analgesia during the Dilatation Period
  - 6.2.1. Non-Pharmacological Pain Relief Methods
  - 6.2.2. Pharmacological Pain Relief Methods
  - 6.2.3. Complications
- 6.3. Methods of Monitoring Fetal Well-Being
  - 6.3.1. External Fetal Monitoring
  - 6.3.2. Internal Fetal Monitoring
  - 6.3.3. Basic Parameters for the Interpretation of Cardiotocographic Recordings
- 6.4. Risk of Loss of Fetal Well-Being
  - 6.4.1. Pathology Parameters for the Interpretation of Cardiotocographic Recordings
  - 6.4.2. Interpretation of the Register according to Different Agencies
  - 6.4.3. Other Complementary Tests
  - 6.4.4. Intrauterine Fetal Resuscitation
- 6.5. Dystocia during Childbirth. Maternal Causes. Dynamic Dystocia
  - 6.5.1. Dynamic Dystocia
  - 6.5.2. Diagnosis of Non-Progression of Labor

- 6.6. Birth Canal Dystocia
  - 6.6.1. Soft Canal Dystocia
  - 6.6.2. Boned Canal Dystocia
  - 6.6.3. Positioning during Delivery. Fetal Descent
- 6.7. Labor Dystocias: Ovarian Causes
  - 6.7.1. Umbilical Cord Knots
  - 6.7.2. Umbilical Cord Circulars
  - 6.7.3. Umbilical Cord Prolapse
- 6.8. Labor Dystocias: Ovarian Causes
  - 6.8.1. Types of Podalic Presentation
  - 6.8.2. Vaginal Breech Delivery
  - 6.8.3. Complications
- 6.9. Labor Dystocias: Other Presentations
  - 6.9.1. Anomalous Presentations: Face, Forehead, Chin
  - 6.9.2. Anomalous Presentations: Oblique and Transverse Situations
  - 6.9.3. Compound Presentations
- 6.10. Amniotic Fluid Embolism
  - 6.10.1. Etiology and Risk Factors
  - 6.10.2. Diagnosis
  - 6.10.3. Performance

### Module 7. Obstetrical Emergencies during the Delivery and Afterbirth

- 7.1. Shoulder Dystocia
  - 7.1.1. Risk Factors
  - 7.1.2. First, Second and Third Level Maneuvers
  - 7.1.3. Effects on the Fetus
- 7.2. Instrumental Delivery
  - 7.2.1. Types of Instrumental Delivery
- 7.3. Emergency Cesarean
  - 7.3.1. Indication for Urgent Cesarean Section
  - 7.3.2. Preparation of the Pregnant Woman for Urgent Caesarean Section
  - 7.3.3. Analgesia in Emergency Cesarean Section

- 7.4. Special Situations during Delivery
  - 7.4.1. Preterm Delivery
  - 7.4.2. Twin Delivery
- 7.5. Hemorrhage associated with Childbirth and early Puerperium
  - 7.5.1. Etiology and Risk Factors
  - 7.5.2. Classification
  - 7.5.3. Diagnosis and Quantification of Hemorrhage
- 7.6. Uterine Atony and Coagulation Disturbances in Hemorrhage Associated with Childbirth and Early Puerperium
  - 7.6.1. Uterine Atony
    - 7.6.1.1. Pharmacological Treatment
    - 7.6.1.2. Surgical Treatment
  - 7.6.2. Coagulation Alterations
- 7.7. Trauma to the Birth Canal
  - 7.7.1. Cervico-Vaginal and Perineal Trauma
- 7.8. Retention of Placenta or Ovarian Adnexa
  - 7.8.1. Retention of Placenta or Ovarian Adnexa
    - 7.8.1.1. Diagnosis
    - 7.8.1.2. Etiology and Risk Factors
    - 7.8.1.3. Delivery Maneuvers
    - 7.8.1.4. Performance and Treatment
    - 7.8.1.5. Umbilical Cord Breakage
- 7.9. Placental Accreta and Uterine Inversion
  - 7.9.1. Placenta Accrete
    - 7.9.1.1. Diagnosis
    - 7.9.1.2. Etiology
    - 7.9.1.3. Treatment
  - 7.9.2. Uterine Inversion
    - 7.9.2.1. Diagnosis
    - 7.9.2.2. Degrees of Uterine Inversion
    - 7.9.2.3. Performance and Maneuvers
- 7.10. Uterine Rupture
  - 7.10.1. Classification (Dehiscence and Tearing)
  - 7.10.2. Diagnosis
  - 7.10.3. Treatment

## Module 8. Postpartum Emergencies

- 8.1. Postpartum Infection
  - 8.1.1. Genital Tract and Pelvic Infections
    - 8.1.1.1. Risk Factors
    - 8.1.1.2. Signs and Symptoms by Extent
      - 8.1.1.2.1. Endometritis
      - 8.1.1.2.2. Salpingitis
      - 8.1.1.2.3. Pelviperitonitis
      - 8.1.1.2.4. Pelvic Celulitis or Parametritis
      - 8.1.1.2.5. Pelvic Thrombophlebitis
      - 8.1.1.2.6. Generalized Peritonitis
      - 8.1.1.2.7. Perineum, Vagina and Cervix Infection
      - 8.1.1.2.8. Cesarean Wound Infection
      - 8.1.1.2.9. Septicemia
    - 8.1.1.3. Treatment and Care
  - 8.1.2. Urinary Infection
  - 8.1.3. Respiratory Infection. Mendelson's Syndrome
- 8.2. Birth Canal Complications
  - 8.2.1. Dehiscence
    - 8.2.1.1. Risk Factors
    - 8.2.1.2. Treatment
  - 8.2.2. Vulvar/Perineal Haematoma
    - 8.2.2.1. Risk Factors
    - 8.2.2.2. Treatment
- 8.3. Urinary Disturbances in the Postpartum Period
  - 8.3.1. Voiding Dysfunction and Urinary Retention
  - 8.3.2. Urinary Incontinence
- 8.4. Thromboembolic Disease in the Puerperium
  - 8.4.1. Etiology and Risk Factors
  - 8.4.2. Most Common Postpartum Thrombosis
  - 8.4.3. Diagnosis
  - 8.4.4. Treatment and Prevention

- 8.5. Cardiac and Endocrine Disorders
  - 8.5.1. Puerperal Hypertension
  - 8.5.2. Peripartum Cardiomyopathy
  - 8.5.3. Postpartum Thyroiditis
  - 8.5.4. Sheehan Syndrome
- 8.6. Psychosocial Maladjustment in the Postpartum Period
  - 8.6.1. Mother-Baby Bonding Issues
  - 8.6.2. Postpartum Depression. *Maternity Blues*
  - 8.6.3. Puerperal Psychosis
- 8.7. Breast Pathology
  - 8.7.1. Breast Lesions. Cracks
  - 8.7.2. Candidiasis
  - 8.7.3. Raynaud's Phenomenon
- 8.8. Breast Engorgement and Milk Pearls
  - 8.8.1. Breast Engorgement
  - 8.8.2. Milk Pearls
- 8.9. Breast Duct Obstruction
  - 8.9.1. Mastitis
  - 8.9.2. Breast Abscess
- 8.10. Post Epidural Puncture Headache
  - 8.10.1. Risk Factors
  - 8.10.2. Diagnosis
  - 8.10.3. Clinical Symptoms
  - 8.10.4. Treatment

## Module 9. Cardiopulmonary Resuscitation

- 9.1. Cardiopulmonary Resuscitation (RCP) for Pregnant Women
  - 9.1.1. Etiology of Cardiorespiratory Arrest (CRA)
  - 9.1.2. Incidence
  - 9.1.3. Survival
  - 9.1.4. Risk Factors
- 9.2. Basic CPR for Pregnant Women
  - 9.2.1. Situation Assessment
  - 9.2.2. Basic CPR Algorithm
  - 9.2.3. Changes to CPR for Pregnant Women
- 9.3. Advanced CPR for Pregnant Women
  - 9.3.1. ADVANCED CPR Algorithm
- 9.4. Trauma in Pregnant Woman and Perimortem Caesarean Section
  - 9.4.1. Gravidic Modifications
  - 9.4.2. Trauma Management for Pregnant Women
  - 9.4.3. Perimortem Cesarean Section
- 9.5. Neonatal Resuscitation
  - 9.5.1. Adaptation to Extrauterine Life
  - 9.5.2. Incidence
  - 9.5.3. Anticipation and Team Preparation
  - 9.5.4. Maternal and Neonatal Risk Factors
- 9.6. First Steps in Neonatal Resuscitation
  - 9.6.1. Initial Assessment
  - 9.6.2. Initial Stabilization
  - 9.6.3. Routine Care
  - 9.6.4. Cord Clamping
- 9.7. Algorithms for CPR in Pregnant Women: Current Clinical Guidelines
  - 9.7.1. Evaluation after First Steps
  - 9.7.2. Respiratory Support
  - 9.7.3. Circulatory Support
  - 9.7.4. Medication in Resuscitation

- 9.8. Special Situations in Neonatal CPR: Intrapartum Meconium and Prematurity
  - 9.8.1. Meconium
  - 9.8.2. The Premature Newborn
  - 9.8.3. Newborn < 32 weeks
- 9.9. Other Special Situations in Neonatal CPR
  - 9.9.1. Pneumothorax
  - 9.9.2. Congenital Diaphragmatic Hernia (CDH)
  - 9.9.3. Fetal Hydrops
  - 9.9.4. Choanal Atresia
  - 9.9.5. Pierre-Robin Sequence
  - 9.9.6. Prenatal Diagnostic Upper Area Pathway Involvement: EXIT Technique
- 9.10. Post-Resuscitation Care
  - 9.10.1. Post-Resuscitation Care for Pregnant Women
  - 9.10.2. Post-Resuscitation Care of the Neonate
  - 9.10.3. Maternal Intercenter Transport
  - 9.10.4. Neonatal Intercenter Transport

## Module 10. Special Situations in the Obstetrics Emergency Department

- 10.1. Out-of-Hospital Birth
  - 10.1.1. Performance
  - 10.1.2. Necessary Material for Childbirth Care
  - 10.1.3. Precautions and Recommendations
  - 10.1.4. Attention upon Arrival at the Hospital
- 10.2. Drug Addiction and Pregnancy
  - 10.2.1. Management during Pregnancy and Postpartum
  - 10.2.2. Effects on the Fetus
- 10.3. Domestic Violence during Pregnancy
  - 10.3.1. Concept of Violence and Risk Factors in Pregnancy
  - 10.3.2. Types of Violence
  - 10.3.3. The Cycle of Violence
  - 10.3.4. Detection of Domestic Violence
  - 10.3.5. Action Protocol for Domestic Violence

- 10.4. Sexual Assault during Pregnancy
  - 10.4.1. Types of Sexual Offenses based on the Penal Code
  - 10.4.2. Action Protocol
- 10.5. Pseudocyesis
  - 10.5.1. Prevalence and Epidemiology
  - 10.5.2. Pathogenesis and Risk Factors
  - 10.5.3. Diagnosis
  - 10.5.4. Treatment
- 10.6. Antepartum Fetal Death
  - 10.6.1. Causes and Risk Factors
  - 10.6.2. Action Protocol
  - 10.6.3. Bereavement Care
- 10.7. Cancer and Pregnancy. Chemotherapy Drugs in Pregnancy
- 10.8. Transplants and Pregnancy
- 10.9. SARS CoV2 Infection and Pregnancy
- 10.10. Informed Consent in Urgent Care
  - 10.10.1. Types of Consent
  - 10.10.2. Revocation of Informed Consent
  - 10.10.3. Special Considerations for the Urgent Care of Minors
  - 10.10.4. Special Considerations for the Urgent Care of Persons under Guardianship



*Thanks to the syllabus of this Hybrid Professional Master's Degree, you will be able to study in depth aspects such as heart disease during childbirth or toxoplasmosis"*

07

# Clinical Internship

During the Hybrid Professional Master's Degree in Obstetric and Neonatal Emergencies, midwives will have the opportunity to apply the theoretical knowledge acquired in clinical practice. Through various activities in real clinical settings, they will be able to develop their skills and competencies in the care and management of urgent obstetric and neonatal pathologies. They will also be supervised by a team of highly qualified professionals and will be able to learn from their experience and knowledge in the field of Obstetric and Neonatal Emergencies.







*Perform your clinical internship in a prestigious center and advance your career immediately"*

The Internship Program consists of a 3-week stay that provides practical preparation in recognized hospitals, with 8-hour workdays from Monday to Friday. An advantage offered by this program is that it allows midwives to choose the location of the healthcare facilities, according to their needs. This is due to the network of agreements and collaborations that TECH has available for students. The objective of this program is to develop and improve the competencies necessary to provide high-quality healthcare, oriented to specific training in a safe environment for patients and high professional performance.

The qualification offered by this program is completely hands-on and is designed to hone the skills necessary for the delivery of healthcare in areas and conditions that require a high level of qualification. The program focuses on specific preparation for performance in a safe environment for the patient and high professional performance. In addition, the program is aimed at the acquisition of competencies necessary for quality healthcare and guidance for effective professional practice. This program is an excellent opportunity for midwives to experience hands-on learning in a real clinical setting and to update their skills to provide high-quality healthcare.

The practical teaching will be done with the accompaniment and guidance of professors and other fellow trainees that facilitate teamwork and multidisciplinary integration as transversal competencies for medical praxis (learning to be and learning to relate).

The procedures described below will be the basis of the specialization, and their realization will be subject to the center's own availability, its usual activity and workload, the proposed activities being the following:



*This academic program will allow you to attend various procedures, performing activities of all kinds in the area of Obstetric and Neonatal Emergencies"*



Module	Practical Activity
<b>New Technologies applied in Obstetric and Neonatal Emergencies</b>	Use vital signs monitors to monitor the values that indicate the health condition of the mother and newborn
	Adjust mechanical ventilation parameters according to the breathing difficulties of the patients and monitor their physiologic response
	Administer medications and fluids prescribed by the physicians by means of Infusion pumps
	Perform ultrasound-guided scans to assist in catheter placement and explore internal pathologies of neonatal patients
	Check blood oxygen values by means of specific saturation monitors
<b>Latest Trends for Midwives in Obstetric Emergencies</b>	Monitor the progress of labor, providing physical and emotional support to the mother
	Operate to place the baby in the correct position in the birth canal
	Assess fetal status and detect any signs of distress that may affect the baby
	Perform uterine compression to control possible internal hemorrhage of a pregnant woman in the postpartum period
	Administer oxygen to patients for signs of fetal distress, maternal hypoxia, or respiratory complications
	Apply neonatal and maternal resuscitation maneuvers with bag and mask ventilation or endotracheal intubation
	Control pain, infections and reduce maternal blood pressure using medications prescribed by the medical staff
<b>Latest Strategies for Midwives to Manage Neonatal Emergencies</b>	Stabilize the newborn's airway by techniques such as suctioning of the airway or placement of an endotracheal tube
	Check blood oxygen saturation in infants with signs of hypoxia and other respiratory complications
	Monitor newborn vital signs using precision tools to assess heart rate and other signs of deterioration
	Place catheters as needed to deliver fluids and medications to the critically ill infant
	Perform neonatal resuscitation with specific techniques or by using bag and mask ventilation

## Civil Liability Insurance

This institution's main concern is to guarantee the safety of the trainees and other collaborating agents involved in the internship process at the company. Among the measures dedicated to achieve this is the response to any incident that may occur during the entire teaching-learning process.

To this end, this entity commits to purchasing a civil liability insurance policy to cover any eventuality that may arise during the course of the internship at the center.

This liability policy for interns will have broad coverage and will be taken out prior to the start of the Internship Program period. That way professionals will not have to worry in case of having to face an unexpected situation and will be covered until the end of the internship program at the center.



## General Conditions of the Internship Program

The general terms and conditions of the internship program agreement shall be as follows:

**1. TUTOR:** During the Hybrid Professional Master's Degree, students will be assigned with two tutors who will accompany them throughout the process, answering any doubts and questions that may arise. On the one hand, there will be a professional tutor belonging to the internship center who will have the purpose of guiding and supporting the student at all times. On the other hand, they will also be assigned with an academic tutor whose mission will be to coordinate and help the students during the whole process, solving doubts and facilitating everything they may need. In this way, the student will be accompanied and will be able to discuss any doubts that may arise, both clinical and academic.

**2. DURATION:** The internship program will have a duration of three continuous weeks, in 8-hour days, 5 days a week. The days of attendance and the schedule will be the responsibility of the center and the professional will be informed well in advance so that they can make the appropriate arrangements.

**3. ABSENCE:** If the students does not show up on the start date of the Hybrid Professional Master's Degree, they will lose the right to it, without the possibility of reimbursement or change of dates. Absence for more than two days from the internship, without justification or a medical reason, will result in the professional's withdrawal from the internship, therefore, automatic termination of the internship. Any problems that may arise during the course of the internship must be urgently reported to the academic tutor.

**4. CERTIFICATION:** Professionals who pass the Hybrid Professional Master's Degree will receive a certificate accrediting their stay at the center.

**5. EMPLOYMENT RELATIONSHIP:** The Hybrid Professional Master's Degree shall not constitute an employment relationship of any kind.

**6. PRIOR EDUCATION** Some centers may require a certificate of prior education for the Hybrid Professional Master's Degree. In these cases, it will be necessary to submit it to the TECH internship department so that the assignment of the chosen center can be confirmed.

**7. 3.- DOES NOT INCLUDE:** The Hybrid Professional Master's Degree will not include any element not described in the present conditions. Therefore, it does not include accommodation, transportation to the city where the internship takes place, visas or any other items not listed.

However, students may consult with their academic tutor for any questions or recommendations in this regard. The academic tutor will provide the student with all the necessary information to facilitate the procedures in any case.

# 08

## Where Can I Do the Clinical Internship?

TECH has selected high-level hospitals for this Hybrid Professional Master's Degree in Obstetric and Neonatal Emergencies for Midwives, which have the most recent innovations and state-of-the-art healthcare resources. Midwives will therefore have the opportunity to choose the center that best suits their geographical location and, during their internship, they will be able to update themselves on the latest innovations in this field with the help of prestigious professional teams.





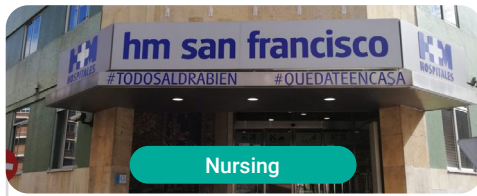
“

*Choose one of the centers that TECH has previously selected and carry out an intensive 3-week internship”*

## tech 48 | Where Can I Do the Clinical Internship?



The student will be able to complete the practical part of this Hybrid Professional Master's Degree at the following centers:



Nursing

### Hospital HM San Francisco

Country	City
Spain	León

Address: C. Marqueses de San Isidro, 11,  
24004, León

Network of private clinics, hospitals and specialized centers distributed throughout Spain.

---

**Related internship programs:**

- Update in Anesthesiology and Resuscitation
- Nursing in the Traumatology Department







“

*Delve into the most relevant theory in this field, subsequently applying it in a real work environment"*

09

# Study Methodology

TECH is the world's first university to combine the **case study** methodology with **Relearning**, a 100% online learning system based on guided repetition.

This disruptive pedagogical strategy has been conceived to offer professionals the opportunity to update their knowledge and develop their skills in an intensive and rigorous way. A learning model that places students at the center of the educational process giving them the leading role, adapting to their needs and leaving aside more conventional methodologies.



“

*TECH will prepare you to face new challenges in uncertain environments and achieve success in your career”*

## The student: the priority of all TECH programs

In TECH's study methodology, the student is the main protagonist. The teaching tools of each program have been selected taking into account the demands of time, availability and academic rigor that, today, not only students demand but also the most competitive positions in the market.

With TECH's asynchronous educational model, it is students who choose the time they dedicate to study, how they decide to establish their routines, and all this from the comfort of the electronic device of their choice. The student will not have to participate in live classes, which in many cases they will not be able to attend. The learning activities will be done when it is convenient for them. They can always decide when and from where they want to study.

“

*At TECH you will NOT have live classes  
(which you might not be able to attend)”*



### The most comprehensive study plans at the international level

TECH is distinguished by offering the most complete academic itineraries on the university scene. This comprehensiveness is achieved through the creation of syllabi that not only cover the essential knowledge, but also the most recent innovations in each area.

By being constantly up to date, these programs allow students to keep up with market changes and acquire the skills most valued by employers. In this way, those who complete their studies at TECH receive a comprehensive education that provides them with a notable competitive advantage to further their careers.

And what's more, they will be able to do so from any device, pc, tablet or smartphone.

“*TECH's model is asynchronous, so it allows you to study with your pc, tablet or your smartphone wherever you want, whenever you want and for as long as you want*”

## Case Studies and Case Method

The case method has been the learning system most used by the world's best business schools. Developed in 1912 so that law students would not only learn the law based on theoretical content, its function was also to present them with real complex situations. In this way, they could make informed decisions and value judgments about how to resolve them. In 1924, Harvard adopted it as a standard teaching method.

With this teaching model, it is students themselves who build their professional competence through strategies such as Learning by Doing or Design Thinking, used by other renowned institutions such as Yale or Stanford.

This action-oriented method will be applied throughout the entire academic itinerary that the student undertakes with TECH. Students will be confronted with multiple real-life situations and will have to integrate knowledge, research, discuss and defend their ideas and decisions. All this with the premise of answering the question of how they would act when facing specific events of complexity in their daily work.



## Relearning Methodology

At TECH, case studies are enhanced with the best 100% online teaching method: Relearning.

This method breaks with traditional teaching techniques to put the student at the center of the equation, providing the best content in different formats. In this way, it manages to review and reiterate the key concepts of each subject and learn to apply them in a real context.

In the same line, and according to multiple scientific researches, reiteration is the best way to learn. For this reason, TECH offers between 8 and 16 repetitions of each key concept within the same lesson, presented in a different way, with the objective of ensuring that the knowledge is completely consolidated during the study process.

*Relearning will allow you to learn with less effort and better performance, involving you more in your specialization, developing a critical mindset, defending arguments, and contrasting opinions: a direct equation to success.*



## A 100% online Virtual Campus with the best teaching resources

In order to apply its methodology effectively, TECH focuses on providing graduates with teaching materials in different formats: texts, interactive videos, illustrations and knowledge maps, among others. All of them are designed by qualified teachers who focus their work on combining real cases with the resolution of complex situations through simulation, the study of contexts applied to each professional career and learning based on repetition, through audios, presentations, animations, images, etc.

The latest scientific evidence in the field of Neuroscience points to the importance of taking into account the place and context where the content is accessed before starting a new learning process. Being able to adjust these variables in a personalized way helps people to remember and store knowledge in the hippocampus to retain it in the long term. This is a model called Neurocognitive context-dependent e-learning that is consciously applied in this university qualification.

In order to facilitate tutor-student contact as much as possible, you will have a wide range of communication possibilities, both in real time and delayed (internal messaging, telephone answering service, email contact with the technical secretary, chat and videoconferences).

Likewise, this very complete Virtual Campus will allow TECH students to organize their study schedules according to their personal availability or work obligations. In this way, they will have global control of the academic content and teaching tools, based on their fast-paced professional update.



*The online study mode of this program will allow you to organize your time and learning pace, adapting it to your schedule”*

### The effectiveness of the method is justified by four fundamental achievements:

1. Students who follow this method not only achieve the assimilation of concepts, but also a development of their mental capacity, through exercises that assess real situations and the application of knowledge.
2. Learning is solidly translated into practical skills that allow the student to better integrate into the real world.
3. Ideas and concepts are understood more efficiently, given that the example situations are based on real-life.
4. Students like to feel that the effort they put into their studies is worthwhile. This then translates into a greater interest in learning and more time dedicated to working on the course.



## The university methodology top-rated by its students

The results of this innovative teaching model can be seen in the overall satisfaction levels of TECH graduates.

The students' assessment of the quality of teaching, quality of materials, course structure and objectives is excellent. Not surprisingly, the institution became the best rated university by its students on the Trustpilot review platform, obtaining a 4.9 out of 5.

*Access the study contents from any device with an Internet connection (computer, tablet, smartphone) thanks to the fact that TECH is at the forefront of technology and teaching.*

*You will be able to learn with the advantages that come with having access to simulated learning environments and the learning by observation approach, that is, Learning from an expert.*



As such, the best educational materials, thoroughly prepared, will be available in this program:



### Study Material

All teaching material is produced by the specialists who teach the course, specifically for the course, so that the teaching content is highly specific and precise.

This content is then adapted in an audiovisual format that will create our way of working online, with the latest techniques that allow us to offer you high quality in all of the material that we provide you with.



### Practicing Skills and Abilities

You will carry out activities to develop specific competencies and skills in each thematic field. Exercises and activities to acquire and develop the skills and abilities that a specialist needs to develop within the framework of the globalization we live in.



### Interactive Summaries

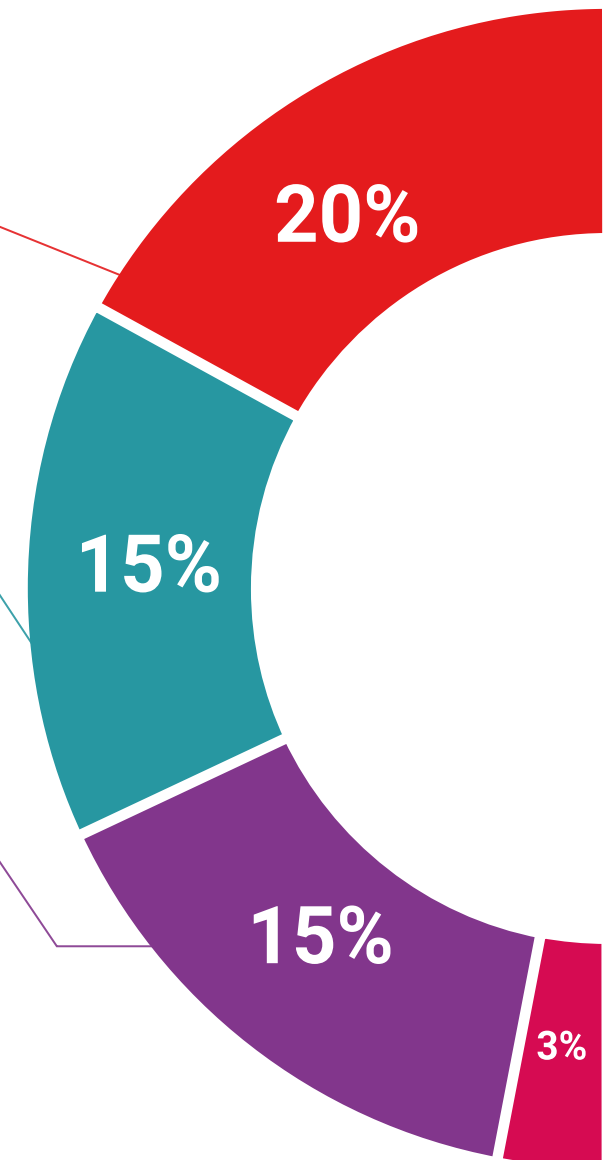
We present the contents attractively and dynamically in multimedia lessons that include audio, videos, images, diagrams, and concept maps in order to reinforce knowledge.

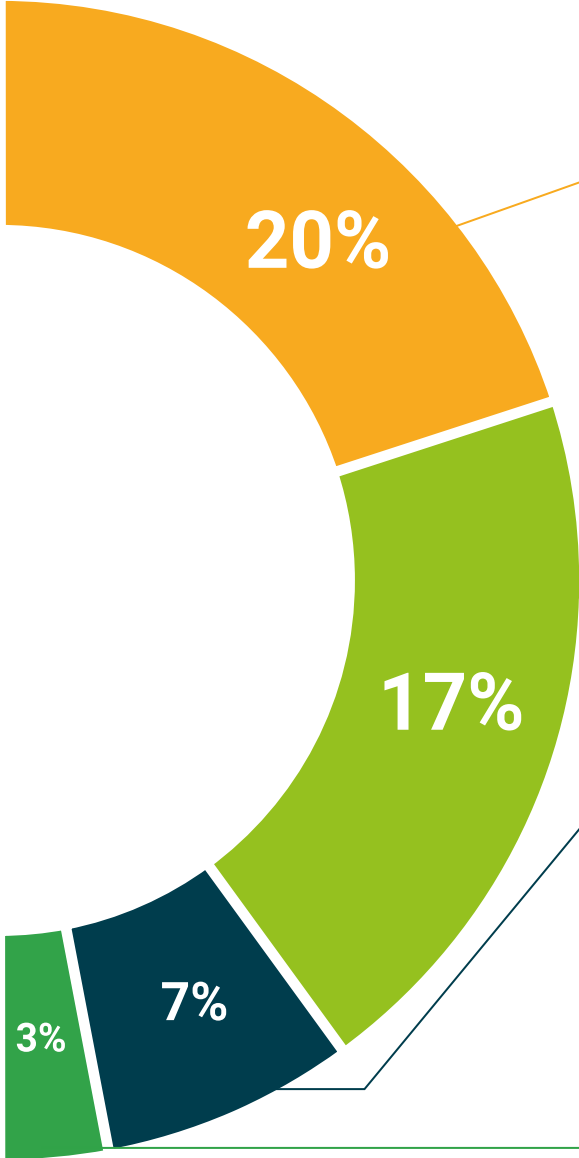
This exclusive educational system for presenting multimedia content was awarded by Microsoft as a "European Success Story".



### Additional Reading

Recent articles, consensus documents, international guides... In our virtual library you will have access to everything you need to complete your education.





**Case Studies**

Students will complete a selection of the best case studies in the field. Cases that are presented, analyzed, and supervised by the best specialists in the world.



**Testing & Retesting**

We periodically assess and re-assess your knowledge throughout the program. We do this on 3 of the 4 levels of Miller's Pyramid.



**Classes**

There is scientific evidence suggesting that observing third-party experts can be useful.  
Learning from an expert strengthens knowledge and memory, and generates confidence for future difficult decisions.



**Quick Action Guides**

TECH offers the most relevant contents of the course in the form of worksheets or quick action guides. A synthetic, practical and effective way to help students progress in their learning.



# 10 Certificate

The Hybrid Professional Master's Degree in Obstetric and Neonatal Emergencies for Midwives guarantees students, in addition to the most rigorous and up-to-date education, access to a Hybrid Professional Master's Degree diploma issued by TECH Global University.



“

*Successfully complete this program  
and receive your university qualification  
without having to travel or fill out  
laborious paperwork”*

This private qualification will allow you to obtain a **Hybrid Professional Master's Degree in Obstetric and Neonatal Emergencies for Midwives** endorsed by **TECH Global University**, the world's largest online university.

**TECH Global University**, is an official European University publicly recognized by the Government of Andorra ([official bulletin](#)). Andorra is part of the European Higher Education Area (EHEA) since 2003. The EHEA is an initiative promoted by the European Union that aims to organize the international training framework and harmonize the higher education systems of the member countries of this space. The project promotes common values, the implementation of collaborative tools and strengthening its quality assurance mechanisms to enhance collaboration and mobility among students, researchers and academics.

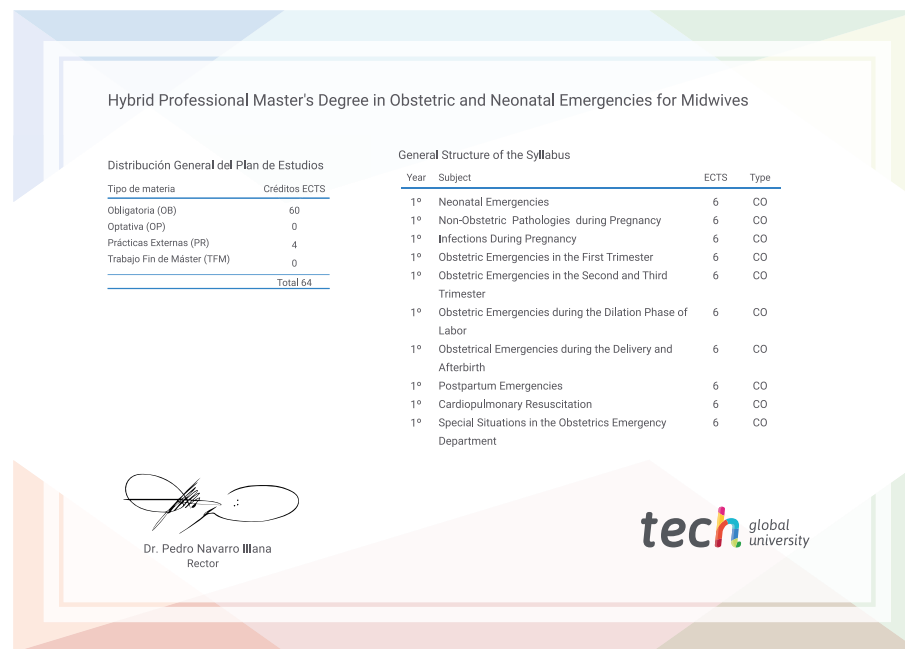
This **TECH Global University** private qualification, is a European program of continuing education and professional updating that guarantees the acquisition of competencies in its area of knowledge, providing a high curricular value to the student who completes the program.

Title: **Hybrid Professional Master's Degree in Obstetric and Neonatal Emergencies for Midwives**

Modality: **Hybrid (Online + Clinical Internship)**

Duration: **12 months**

Credits: **60 + 4 ECTS**



\*Apostille Convention. In the event that the student wishes to have their paper diploma issued with an apostille, TECH Global University will make the necessary arrangements to obtain it, at an additional cost.



## Hybrid Professional Master's Degree

Obstetric and Neonatal  
Emergencies for Midwives

Modality: Hybrid (Online + Clinical Internship)

Duration: 12 months

Certificate: TECH Global University

Credits: 60 + 4 ECTS

# Hybrid Professional Master's Degree

## Obstetric and Neonatal Emergencies for Midwives

