

# Professional Master's Degree

## Proctology





## Professional Master's Degree

### Proctology

Course Modality: Online

Duration: 12 months

Certificate: TECH Technological University

Official N° of hours: 1,500 h.

Website: [www.techtute.com/in/medicinie/professional-master-degree/master-proctology](http://www.techtute.com/in/medicinie/professional-master-degree/master-proctology)

# Index

01

Introduction

---

*p. 4*

02

Objectives

---

*p. 8*

03

Skills

---

*p. 14*

04

Course Management

---

*p. 18*

05

Structure and Content

---

*p. 24*

06

Methodology

---

*p. 28*

07

Certificate


---

*p. 36*

# 01

# Introduction

Advances in the field of Proctology such as laser therapies, radiological explorations or laparoscopic and robotic surgeries have greatly boosted the specialists in the field. The techniques and approaches that have emerged from them are a key factor in the treatment of pathologies such as obstructive defecatory syndrome or anal fissures, so it is necessary to have an exhaustive and updated knowledge of all developments. TECH has created this program precisely to offer a reliable update in the most relevant areas of Proctology, supported by a team of experts in the field and with a 100% online format, flexible and adaptable to the most demanding responsibilities.



Doktor:  
Kommentar:

“

*This Professional Master's Degree addresses, in a comprehensive manner, the associated pathologies that are of interest to the pathophysiology and clinical manifestations of Proctology in a detailed and comprehensive study of this field"*

The different lines of recent research in the field of Proctology have allowed for a better management of pathologies such as hemorrhoids, abscesses, perianal fistulas or fecal incontinence. So much so that even the information referred to basic explorations, ultrasound, anesthesia or physiology should be reviewed in order to understand the most urgent proctological current events.

In this situation, specialists in the field are called upon to update their knowledge, covering not only technological developments per se, but also their application in clinical practice. This Professional Master's Degree responds to this need, providing the specialist with a theoretical and scientific vision of the most relevant pathologies in the field. In addition, the educational material is reinforced by high-quality audiovisual content, supported by detailed videos, real clinical cases and a multitude of clinical application examples.

In fact, the program includes 10 complete masterclasses conducted by a prestigious expert in Proctology, giving the program an international and innovative perspective. The student will be able to access the highest level of proctological practice, in detail and from the experience of an eminent figure in the field.

The format of the program is completely online, which also guarantees maximum flexibility for the specialist. There are no on-site classes or fixed schedules, which makes it possible to balance this program with other equally demanding professional or personal responsibilities. All the material of the Virtual Campus can be downloaded from any device with internet connection, being able to study it later from the tablet, smartphone or computer of your choice.

This **Professional Master's Degree in Proctology** contains the most complete and up-to-date scientific program on the market. The most important features include:

- Development of a Large Number of Case Studies Presented by Experts
- Graphic, schematic, and highly practical contents
- The latest developments and cutting-edge advances in this field
- Practical exercises where the self-evaluation process can be carried out to improve learning
- Innovative and highly efficient methodologies
- Theoretical lessons, questions to the expert, debate forums on controversial topics, and individual reflection assignments
- Content that is accessible from any fixed or portable device with an Internet connection



*Gain access to cutting-edge and advanced educational material, with 10 masterclasses led by one of the most prestigious and internationally recognized experts in Proctology"*

“

*A unique program that perfectly combines preparatory intensity with the most innovative knowledge and techniques in the sector, with the flexibility that the working professional needs”*

This program is focused on practicing the proposed theoretical learning. Through the most effective teaching systems, proven methods imported from the most prestigious universities in the world, you will be able to acquire new knowledge in a practical way. In this way, we strive to convert your efforts into real and immediate skills.

Our Online System is Another of the Strengths of our Educational Proposal With an interactive platform that has the advantages of the latest technological developments, we put the most interactive digital tools at your service. In this way, we can offer you a way of learning that is totally adaptable to your needs so that you can perfectly balance your studying with your personal or professional life.

*A program designed to allow you to implement the knowledge that you acquire almost immediately in your daily practice.*

*This 100% online Professional Master's Degree will allow you to balance your studies with your professional work while increasing your knowledge in this field.*



# 02

# Objectives

The objective of this program is to offer medical professionals a path to specialization in proctology, which includes all the most relevant and up-to-date aspects in this field. A complete course that will help you acquire advanced knowledge, expertise, and skills for routine clinical practice, or to keep up to date with the latest developments in this field. A practical and effective way to keep you at the forefront of a constantly evolving profession.







“

*This specialization will provide you with the knowledge required to advance towards excellence in the approach to proctological disorders"*




## General objectives

---

- Delve into the knowledge of Proctology and pelvic floor, with the aim of acquiring the necessary skills of anamnesis, physical examination and interpretation of complementary tests focused on mental algorithms of diagnosis and subsequent successful surgical indication of the pathologies that comprise this field of surgery
- Identify and learn the treatments and surgical techniques used for each type of proctology and pelvic floor pathology



*Measurable and achievable objectives, which are supported by a stimulating and highly effective work system"*





## Specific objectives

---

### **Module 1. Introduction, Anatomy, Symptoms, and Complementary Tests**

- ♦ Delve into the history of Proctology, to understand how it has evolved over the centuries to reach the point where we are today
- ♦ Review the anatomy and physiology of the anorectal area as applied to clinical practice and problem solving
- ♦ Develop mental schemes of proctology and pelvic floor, with an adequate and directed clinical history and physical examination
- ♦ Gain in-depth knowledge and learn diagnostic and management algorithms for the most frequent proctological symptoms, such as proctalgia, rectorrhagia, and pruritus
- ♦ Interpret complementary and radiological tests and identify when they are indicated to complete an accurate diagnosis

### **Module 2. Hemorrhoids**

- ♦ Review the etiology, clinical symptoms, and diagnostic aspects of hemorrhoids from a practical point of view
- ♦ Address the non-surgical and surgical management of hemorrhoidal pathology, from classic hemorrhoidectomy to new techniques. Learn about the evidence and results from the current literature
- ♦ Gain in-depth knowledge of the best postoperative treatment and special situations such as pregnancy, anticoagulation, and links to other pathologies

### Module 3. Anal Fissure and Sphincter Lesions

- ♦ Review the etiology, clinical symptoms, and diagnostic features of anal fissures to better understand the treatments used
- ♦ Identify the need for complementary tests prior to anal fissure surgery
- ♦ Address the different current medical treatments and define the failure of a treatment and indicate surgery appropriately
- ♦ Reproduce the surgical technique of sphincterotomy
- ♦ Establish the definition and classification of sphincter injuries, as well as to learn the surgical technique of sphincter correction
- ♦ Learn about special situations of anal fissure presentation

### Module 4. Perianal Abscesses and Fistulas

- ♦ Review the etiology, diagnosis, classifications, and complementary tests of perianal abscesses and fistulas
- ♦ Get up-to-date and unify knowledge of perianal abscess drainage and anal fistula management according to location and classification
- ♦ Early recognition of the signs of complications of perianal abscesses, specifically Fournier's gangrene
- ♦ Acquire in-depth knowledge of the diagnostic and therapeutic algorithms of recto-vaginal fistulas
- ♦ Understand the role of stem cell therapy in fistulous pathology

### Module 5. Benign Lesions: Pilonidal Sinus, Hidradenitis, Anal Stenosis, Actinic Proctitis, Anorectal Malformations, Pediatric Diseases, and Somatization

- ♦ Recognize and establish a correct and up-to-date treatment of pilonidal sinus and hidrosadenitis
- ♦ Learn the surgical approaches to anal stenosis and ectropion in a visual and practical way
- ♦ Learn the wide range of manifestations of pediatric anorectal malformations and anorectal diseases and identify their treatment
- ♦ Learn more about the diagnosis and treatment of actinic proctitis
- ♦ Address the issues of somatization and psychological component with proctological manifestations, with the objective of an integral management of these pathologies

### Module 6. Dermatology of the Anal Region and STD, HPV, Anorectal Inflammatory Disease, Trauma, Benign Neoplasms, and Anal Aesthetics.

- ♦ Indicate the importance of anal HPV in the incidence of anal intraepithelial neoplasia and anal squamous cell carcinoma
- ♦ Learn about the diagnosis and treatment of sexually transmitted diseases, as well as to identify their differential diagnosis
- ♦ Refresh your knowledge of anorectal inflammatory bowel disease and to understand its medical and surgical treatment
- ♦ Learn about the most frequent anorectal traumas and their management, as well as the management of foreign bodies
- ♦ Identify and make a differential diagnosis of benign anorectal lesions
- ♦ Understand the definitions of anal aesthetics and anal bleaching

**Module 7. Fecal Incontinence, Constipation, Pelvic Pain, and Sexual Dysfunction**

- ◆ Perform a clinical diagnostic approach to pelvic floor pathology, constipation, and anal incontinence
- ◆ Identify the necessary treatment to be applied in each patient or clinical case
- ◆ Define the most frequent pelvic pains with their diagnosis and therapeutic algorithm
- ◆ Approach treatment with pelvic floor rehabilitation, biofeedback, and sacral root neurostimulation
- ◆ Learn about secondary sexual dysfunctions, pelvic floor surgical treatments and proctology
- ◆ Learn about the multidisciplinary management of deep endometriosis

**Module 8. Obstructive Defecatory Syndrome**

- ◆ Review the anatomy, etiopathogenesis and clinical history of obstructive defecatory syndrome
- ◆ Acquire in-depth knowledge of the different surgical reparative techniques of the pelvic floor and their functional and organic results
- ◆ Develop an up-to-date outline of the diagnosis and treatment of rectal prolapse, rectocele, and enterocele
- ◆ Identify perineal eventration and evisceration with its different therapeutic management
- ◆ Interpret complementary and radiological pelvic floor tests and learn how to use them rationally
- ◆ Learn about new technologies for treatment, such as robotic platforms

**Module 9. Transanal Surgery, Retrorectal Tumors, and 3-D Reconstruction**

- ◆ Acquire in-depth knowledge of the history, indications, and complementary tests of transanal surgery
- ◆ Learn the surgical technique and "tricks" of transanal surgery with illustrative videos
- ◆ Address the management and diagnosis of retrorectal tumors and the use of 3D technology in their assessment
- ◆ Know the terms related to the advances of the digital era of colorectal surgery

**Module 10. Epidermoid Anal Cancer**

- ◆ Review the etiology, epidemiology, clinical, and diagnostic features of epidermoid anal cancer in an interactive way
- ◆ Develop therapeutic algorithms for epidermoid anal cancer
- ◆ Acquire knowledge about screening programs
- ◆ Determine surgical approaches to the management of recurrent epidermoid anal cancer
- ◆ Identify other types of malignant anal tumors and know how they are treated

# 03 Skills

This intensive specialization will allow you to acquire the real competencies that the professional needs in his performance, with the theoretical knowledge and practical skills necessary to improve your practice in the context of Proctology. A qualitative leap that will represent a significant advance in your professional and personal skills as a professional in this demanding sector.





“

*With this Professional Master's Degree, you will be able to acquire the necessary skills to intervene with the highest efficiency and the most advanced diagnostic systems and approach in the field of Proctology”*

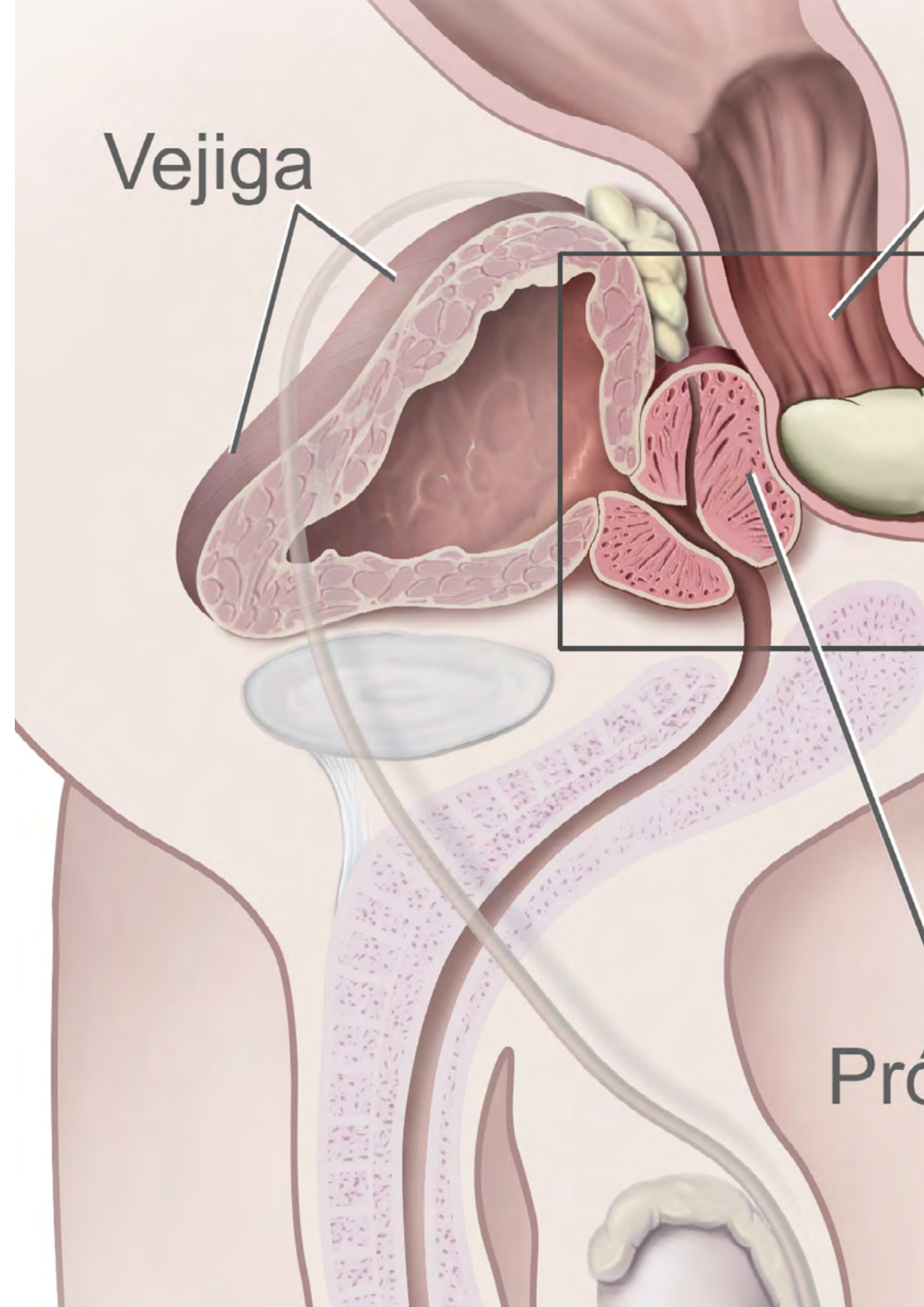


## General skills

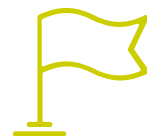
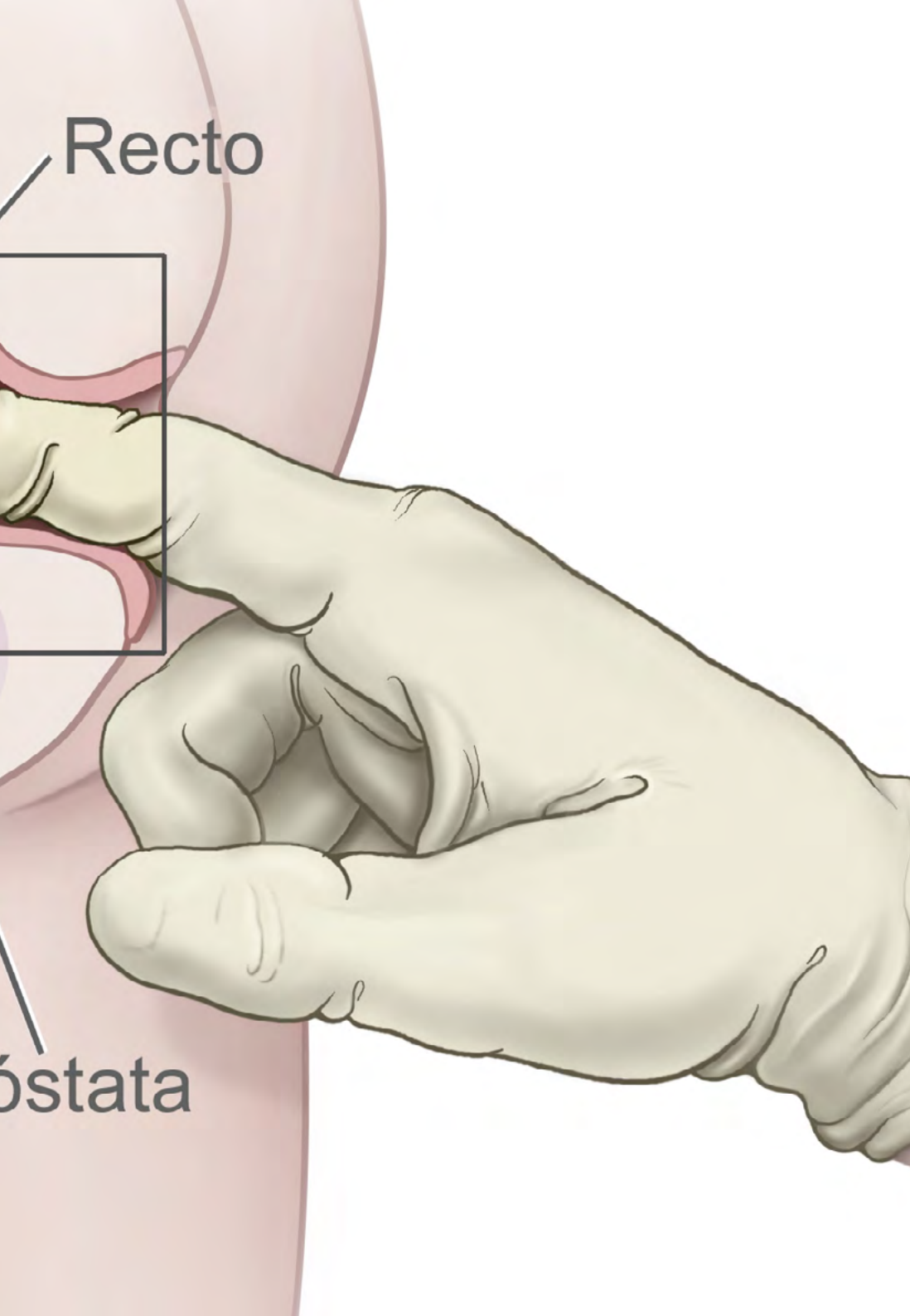
- Know the pathologies of Proctology
- Learn new approaches based on the latest scientific evidence available
- Perform a comprehensive analysis of proctologic pathology
- Utilize the most recent technological innovations
- Learn about the future perspectives of proctology

“

*Make the most of the opportunity and take the step to get up to date on the latest developments in Proctology”*







### Specific Skills

---

- ♦ Comprehensive knowledge of the pathologies associated with proctology, from basic considerations, through treatments, latest scientific evidence and future perspectives
- ♦ Create a comprehensive and up-to-date overview of the topics presented, in order to generate useful knowledge in routine clinical practice and to know the best current treatments for this pathology
- ♦ Generate a critical mentality that contemplates the concern for expanding knowledge and information, based on comparative and diagnostic algorithms and management of the pathology covered in this Professional Master's Degree
- ♦ Acquire in-depth knowledge of the non-surgical and surgical management of proctologic and pelvic floor pathology
- ♦ Integrate the acquired knowledge to be able to face the multidisciplinary management of pelvic floor pathology
- ♦ Identify technological innovations that provide an aid or support for decision making or surgical technique

# 04

# Course Management

The teaching staff includes renowned specialists who have carefully prepared the teaching material with special attention to high-quality, reproducible, practical content. Experts in different fields of clinical care and practice, all of them experienced in teaching and research and with management knowledge, will offer you a broad, systematic, and realistic vision of the complexity of this field, putting their real and up-to-date experience at your service.





“

*A faculty chosen from among the most qualified professionals in the sector, with extensive experience in this field of work, will teach you from real, extensive and up-to-date experience in Proctology”*

## Guest Director



### Dr. A. Shehebar, Josef

- ◆ Chief of the Colorectal Surgery Unit, NYU Langone Hospital-Brooklyn
- ◆ Specialist in advanced colon and rectal cancers, inflammatory bowel disease, diverticulitis and complex anorectal diseases
- ◆ B.A. in Anthropology, New York University
- ◆ M.D. from Tel Aviv University
- ◆ Fellowship in Colon and Rectal Surgery at St. Luke's Roosevelt Hospital Center, Columbia University

## Management



### Dr. León Arellano, Miguel

- ◆ Specialist in General and Digestive System Surgery, Coloproctology Unit, at the Fundación Jiménez Díaz University Hospital, Madrid
- ◆ Resident Physician in General and Digestive System Surgery at La Paz Hospital. Madrid
- ◆ Specialist in General and Digestive System Surgery at IMED Elche Hospital and IMED Levante Hospital
- ◆ Professional Master's Degree in Colorectal and Pelvic Floor Surgery. University of Zaragoza
- ◆ Doctor from the Autonomous University of Madrid
- ◆ External work rotations: Memorial Sloan Kettering Cancer Center, Colorectal Unit, New York USA. University Hospital of Geneva, Coloproctology Unit, Geneva, Switzerland
- ◆ Member of the European Society of Coloproctology, Spanish Association of Coloproctology, Spanish Association of Surgeons, and Madrid Association of Surgeons

## Professors

### Dr. Guijo Castellano, Ismael

- ◆ Specialist Attending Physician of the General and Digestive System Surgery Department
- ◆ Staff Surgeon of the General and Digestive System Surgery Service at the Fundación Jiménez Díaz University Hospital, Madrid
- ◆ Coordinator of the Surgical Department of Phlebology at the Institute of Vascular Pathology of Madrid, from 2001 to 2007
- ◆ Surgeon of the Álvarez de la Marina Surgical Society (General and Digestive System Surgery)
- ◆ Surgeon of the Angiology and Vascular Surgery Unit (Dr. Leal Monedero), at the Ruber International Hospital in Madrid, from 1997 a 2001
- ◆ Doctor from the Autonomous University of Madrid

### Dr. García Vásquez, Carlos

- ◆ Associate Surgeon - General and Digestive System Surgeon at Fundación Jiménez Díaz University Hospital, Madrid
- ◆ FEA General and Digestive System Surgeon at the Infanta Elena Hospital, Valdemoro, Madrid, 2015 - Present
- ◆ General and Digestive System Surgeon at the Infanta Elena Hospital, Valdemoro, Madrid, from 2013 to 2015
- ◆ General and Digestive System Surgeon at Madrid Torrelodones Hospital, Torrelodones-Madrid, from 2014 to 2015
- ◆ General and Digestive System Surgeon at the Virgen del Mar, Vigen de la Paloma, and Clinica La Luz Hospitals, Madrid, from 2013 to 2015

### Dr. Guadalajara Labajo, Héctor

- ◆ Head of the Surgery Department at the Fundación Jiménez Díaz University Hospital.
- ◆ Associate Professor at the Autonomous University of Madrid
- ◆ Degree in Medicine from Complutense University of Madrid.
- ◆ Specialist in Colorectal Surgery with special dedication to Robotic Colorectal Surgery and Proctology

### Dr. Ortega López, Mario

- ◆ FEA at San Carlos Clinical Hospital in the Coloproctology Unit from 2008 to 2014
- ◆ Collaborating Physician in Practical Teaching from Oct-2008 to Oct-2014 in the Coloproctology Unit of the General and Digestive Surgery Service at the San Carlos University Hospital in Madrid
- ◆ Collaborating Physician in Practical Teaching from Nov-2014 to Dec-2018 in the Coloproctology Unit in the General and Digestive Surgery Service at the Fundación Jiménez Díaz University Hospital in Madrid
- ◆ Professor in General Surgery and Coloproctology Courses
- ◆ Doctor of Medicine
- ◆ Specialist in General Surgery and Digestive System 1994

### Dr. Jiménez, Rosa

- ◆ Coloproctology Unit of the Virgen del Rocio University Hospital
- ◆ Doctor in General and Digestive System Surgery at the Virgen del Rocio University Hospital
- ◆ Professional Master's Degree in Coloproctology, Colorectal and Pelvic Floor Surgery. University of Zaragoza, Spain
- ◆ Specialist Degree in Digital Teaching for Medicine from TECH Technological University
- ◆ Research Fellowship at Memorial Sloan Kettering Cancer Center in New York
- ◆ Clinical Fellow at Memorial Sloan Kettering Cancer Center in New York

**Dr. García Septiem, Javier**

- ♦ Colorectal surgeon at the University Hospital of Getafe for 18 years
- ♦ Doctor of Medicine and Surgery from the Complutense University of Madrid, with the qualification of Outstanding Cum Laude
- ♦ Accredited as an expert in Coloproctology by the European Board surgical Qualification in Coloproctology
- ♦ Master's Degree in Medical Management and Clinical Management from the Escuela Nacional de Sanidad and the UNED (UNED)
- ♦ Senior Management of Health Institutions Program at IESE, holding the position of Deputy Medical and Surgical Director of the University Hospital of Getafe
- ♦ Head of the Coloproctology Section at the La Princesa University Hospital in Madrid, as well as at the Vithas International Hospital

**Dr. Valverde Núñez, Ignacio**

- ♦ General and Digestive System Surgery Department. Section of Coloproctology and Colorectal Surgery. Villalba General University Hospital
- ♦ Doctor of Medicine, Rey Juan Carlos University, Madrid (2014)
- ♦ Postgraduate training in colorectal surgery, inflammatory bowel disease and proctology (Postgraduate Teaching Term Surgical Programme) at St. Mark's Hospital in London. 2013
- ♦ Fellow of the European Board of Coloproctology. Munich 2019
- ♦ Resident Intern of General Surgery at La Paz Hospital in Madrid (2003- 2008)
- ♦ Attending Physician of General Surgery at La Princesa Hospital in Madrid (2008- 2012)
- ♦ Clinical assistant in colorectal surgery and coloproctology at St. Mark's & Northwick Park Hospital (NWLH Trust) in London (2013)

**Dr. Millán Scheiding, Mónica**

- ♦ Attending surgeon of the Coloproctology Unit of the General Surgery and Digestive System Service of the University and Polytechnic Hospital La Fe
- ♦ Head of the Coloproctology Unit and the General Surgery and Digestive System Service, Joan XXIII University Hospital, Tarragona, 2014-2018
- ♦ Specialist in General and Digestive System Surgery, Coloproctology Unit, Bellvitge University Hospital, Barcelona, 2006-2014
- ♦ Doctor in Medicine from the University of Valencia
- ♦ Specialist in General and Digestive System Surgery, Hospital Arnau de Vilanova, Valencia
- ♦ European Board of Coloproctology "Division of Coloproctology of the Section of Surgery of the Union Européenne des Médecins Spécialistes (UEMS) from the European Board of Surgical Qualification (EBSQ)"

**Mr. García-Olmo, Damián**

- ♦ Professor of Surgery at the Autonomous University of Madrid (UAM)
- ♦ Head of the Surgery Department at the "Fundación Jiménez Díaz" University Hospital for QuironSalud public hospitals
- ♦ Chief of the Colorectal Surgery Section (La Paz 2007-2013)
- ♦ Area Specialist at the General Hospital of Albacete (1991-2000) and Hospital Universitario La Paz (Madrid) (2000-2007)
- ♦ More than 7000 surgical interventions in all fields of General Surgery with a special dedication to Colorectal Surgery
- ♦ Training stays at St. Marks Hospital (London), John Radcliffe (Oxford) and Massachusetts General Hospital (Boston)
- ♦ Founder and Director of the Cell Therapy Unit (La Paz 2003-2013)
- ♦ Head of the Surgical Team at INSALUD in Murcia (1989-1990)

**Dr. Alvarellos Pérez, Alicia**

- ♦ Attending Physician of General Surgery in the Department of General and Digestive System Surgery. Villalba General University Hospital. Villalba, Spain
- ♦ Attending Physician of General Surgery in the Department of General and Digestive System Surgery. Jiménez Díaz Hospital Foundation Hospital. Madrid 2020
- ♦ Fellowship in Colorectal Surgery Colorectal Surgery Unit. General and Digestive System Surgery Department. Jiménez Díaz Hospital Foundation Hospital. Madrid 2019
- ♦ Professional Master's Degree in Laparoscopic and Minimally Invasive Surgery. Miguel Hernández University of Elche. Alicante, Spain
- ♦ Master's Degree in Coloproctological Surgery of the ACS. University of Barcelona, Spain
- ♦ Degree in Medicine and Surgery from the University of Cantabria. Santander, Spain
- ♦ Resident Member of the Galician Society of Surgery. November 2016 to November 2018. Santiago de Compostela, Spain

**Dr. González Gómez, Carolina**

- ♦ Researcher at the IdiPaz group (Instituto de Investigación Hospital Universitario La Paz), in Cell Therapy and Genometastasis
- ♦ General and Digestive Surgery Resident Tutor, La Paz University Hospital
- ♦ Clinical Teaching Collaborator, Department of Surgery, Autonomous University of Madrid
- ♦ Doctor of Medicine, Autonomous University of Madrid
- ♦ Master's Degree in Health Management. Camilo José Cela University
- ♦ Diploma of Advanced Studies from the Autonomous University of Madrid. "Rectovaginal fistula, retrospective studies at La Paz University Hospital"

**Ms. Vega López, Laura**

- ♦ General Surgery Specialist at the Fundación Alcorcón University Hospital
- ♦ Degree in Medicine and Surgery from the Complutense University of Madrid
- ♦ Specialist in General and Digestive System Surgery at the Fundación Alcorcón University Hospital
- ♦ Master's Degree in Clinical Management, Medical and Health Care Management in TECH Technological University
- ♦ Postgraduate Diploma in Digital Teaching for Medicine at TECH Technological University
- ♦ Specialist Degree in Leadership and Management Skills in Health at CEU University
- ♦ Specialist Degree in Medical Quality Management in CEU University
- ♦ Spanish Association of Surgeons (AEC)
- ♦ Member of the Spanish Association of Coloproctology (AACP)

**Dr. Celi Altamirano, Edgardo Andrés**

- ♦ Specialist Doctor at the Fundación Alcorcón University Hospital
- ♦ Medical Director of the Libertad del Toachi" health center, Ministry of Public Health of Ecuador
- ♦ Resident Physician of General and Digestive System Surgery, Fundación Alcorcón University Hospital
- ♦ Associate University Professor Fundación Alcorcón University Hospital/Rey Juan Carlos University
- ♦ Specialist in General and Digestive System Surgery at Fundación Alcorcón University Hospital
- ♦ Anal and rectal ultrasound course at the Virgen del Rocío Hospital
- ♦ Basic Course of Sacral Neuromodulation in Pelvic Floor Dysfunctions (online) Mutua Terrasa / Medtronic

05

# Structure and Content

Our Professional Master's Degree in Proctology offers unique elements, such as the practical approach to the units covered, with clinical cases, management algorithms and high-quality multimedia material to transmit knowledge in a comprehensive, dynamic, active and entertaining way. The structure of the contents has been designed by a team of professionals, aware of the relevance of current specialization in order to advance in medical practice with safety and competitiveness, and to practice your profession with the excellence that only the best training allows.







“

*A complete program developed through the best selection of multimedia contents, which will allow you to acquire higher knowledge of the clinical-surgical practice in a safe and comfortable way"*

### Module 1. Introduction, Anatomy, Symptoms, and Complementary Tests

- 1.1. History of Proctology
- 1.2. Anorectal Surgical Anatomy
- 1.3. Anorectal Physiology
- 1.4. Clinical History and Basic
- 1.5. Anesthesia in Proctologic Surgery
- 1.6. Rectorrhagia
- 1.7. Proctalgia
- 1.8. Pruritis Ani
- 1.9. Complementary and Radiological Examinations
- 1.10. Endoanal and Transperineal Ultrasound

### Module 2. Hemorrhoids

- 2.1. Concept and Etiology
- 2.2. Clinical Diagnosis and Classification
- 2.3. Medical Treatment
- 2.4. Non-Surgical Treatment - Banding, Sclerosis, Embolization
- 2.5. Surgical Management
- 2.6. Emergency Treatment
- 2.7. Post-Operative Care
- 2.8. Special Situations
  - 2.8.1. Pregnancy
  - 2.8.2. Anticoagulation
  - 2.8.3. Links to Other Pathologies
- 2.9. Post-Surgical Complications and Prevention
- 2.10. Comparison of the Techniques According to Evidence and Algorithms
  - 2.10.1. Comparison of Different Techniques According to Evidence
  - 2.10.2. Treatment Algorithms

### Module 3. Anal Fissure and Sphincter Lesions

- 3.1. Concept and Etiology
- 3.2. Clinical Diagnosis
- 3.3. Classification and Complementary Tests
- 3.4. Medical Treatment
  - 3.4.1. Lifestyle Modifications
  - 3.4.2. Medical Treatment
  - 3.4.3. Botox
- 3.5. Surgical Management
- 3.6. Post-Operative Management and Complications
- 3.7. Special Situations: Anal Fissure
  - 3.7.1. Recurrent or Relapsing Fissure
  - 3.7.2. Fissure and Stenosis
  - 3.7.3. Fissure and Crohn's Disease
  - 3.7.4. Fissure and Hemorrhoids
- 3.8. Sphincter Lesions - Definition and Classification
- 3.9. Sphincter Lesions - Medical History, Questionnaires, and Diagnostic Tests
- 3.10. Treatment of Sphincter Lesions - Anoplasty

### Module 4. Perianal Abscesses and Fistulas

- 4.1. Concept and Etiology
- 4.2. Diagnosis and Complementary Tests
- 4.3. Classification
- 4.4. Perianal Abscess Treatment
- 4.5. Perianal Fistula Treatment
- 4.6. Perianal Abscess Complications - Fournier's Gangrene
- 4.7. Special Situations Perianal Fistulas
- 4.8. Recurrence
- 4.9. Rectovaginal Fistula
- 4.10. The Role of Stem Cells in Perianal Fistulas

## Module 5. Benign Lesions: Pilonidal Sinus, Hidradenitis, Anal Stenosis, Actinic Proctitis, Anorectal Malformations, Pediatric Diseases, and Somatization

- 5.1. Pilonidal Sinus
- 5.2. Hidradenitis
- 5.3. Anal Stenosis and Mucosal Ectropion
- 5.4. Anorectal Malformations
- 5.5. Pediatric Anorectal Diseases (Hirschsprung's, Constipation, Pediatric Rectal Prolapse)
  - 5.5.1. Hirschsprung's Disease
  - 5.5.2. Constipation
  - 5.5.3. Pediatric Rectal Prolapse
- 5.6. Actinic Proctitis
- 5.7. Somatization and Psychological Component with Proctological Manifestations

## Module 6. Dermatology of the Anal Region and STD, HPV, Anorectal Inflammatory Disease, Trauma, Benign Neoplasms, and Anal Aesthetics

- 6.1. Anal Region Dermatology
- 6.2. Sexually Transmitted Diseases
- 6.3. HPV: Condyloma, Introduction to Premalignant Lesions, Clinical Picture, and Diagnosis
- 6.4. HPV: Treatment of Condyloma and Premalignant Lesions
- 6.5. HPV: Prevention, Algorithms, and Monitoring
- 6.6. Anorectal Inflammatory Bowel Disease
- 6.7. Anorectal Trauma and Foreign Bodies
- 6.8. Benign Anorectal Neoplasms
- 6.9. Anal Aesthetics, Skin Tags, and Anal Bleaching

## Module 7. Fecal Incontinence, Constipation, Pelvic Pain, and Sexual Dysfunction

- 7.1. Fecal Incontinence, from Irrigation to Regenerative Medicine
- 7.2. Constipation - Fecaloma
- 7.3. Anterior Resection Syndrome
- 7.4. Proctalgia Fugax
- 7.5. Coccygodynia
- 7.6. Pudendal Neuralgia
- 7.7. Pelvic Floor Rehabilitation - Biofeedback

- 7.8. Sacral Root Neurostimulation
- 7.9. Complementary and Radiological Tests
- 7.10. Sexual Dysfunction Secondary to Surgical Treatments
- 7.11. Deep Endometriosis

## Module 8. Obstructive Defecatory Syndrome

- 8.1. Anatomy and Components
- 8.2. Etiopathogenesis.
- 8.3. Medical History, Lifestyle Questionnaires, and Physical Examination
- 8.4. Rectocele
- 8.5. Rectal Prolapse
- 8.6. Enterocele
- 8.7. Intussusception and Solitary Rectal Ulceration
- 8.8. Perineal Evisceration and Eventration
- 8.9. Evacuatory Dysfunction
- 8.10. Complementary and Radiological Tests
- 8.11. Robotic and Laparoscopic Pelvic Floor Surgery

## Module 9. Transanal Surgery. Retrorectal Tumors and 3D Reconstruction

- 9.1. Transanal Surgery. History, Indications, and Complementary Tests
- 9.2. Transanal Surgery: Surgical Treatment and Management Algorithm
- 9.3. Retrorectal Tumors. Clinical History, Diagnosis, Complementary Tests
- 9.4. Retrorectal Tumors: Surgical Management
- 9.5. Anastomotic Sinus: Diagnosis and Treatment
- 9.6. 3D Reconstruction
- 9.7. The Digital Era of Colorectal Surgery

## Module 10. Epidermoid Anal Cancer

- 10.1. Etiology, Epidemiology, and Tumor Types
- 10.2. Clinical Diagnosis
- 10.3. Staging and Histology
- 10.4. Treatment
- 10.5. Monitoring Protocols and Quality of Life
- 10.6. Screening
- 10.7. Relapse Management
- 10.8. Other Types of Malignant Tumors

06

# Methodology

This academic program offers students a different way of learning. Our methodology uses a cyclical learning approach: **Relearning**.

This teaching system is used, for example, in the most prestigious medical schools in the world, and major publications such as the **New England Journal of Medicine** have considered it to be one of the most effective.





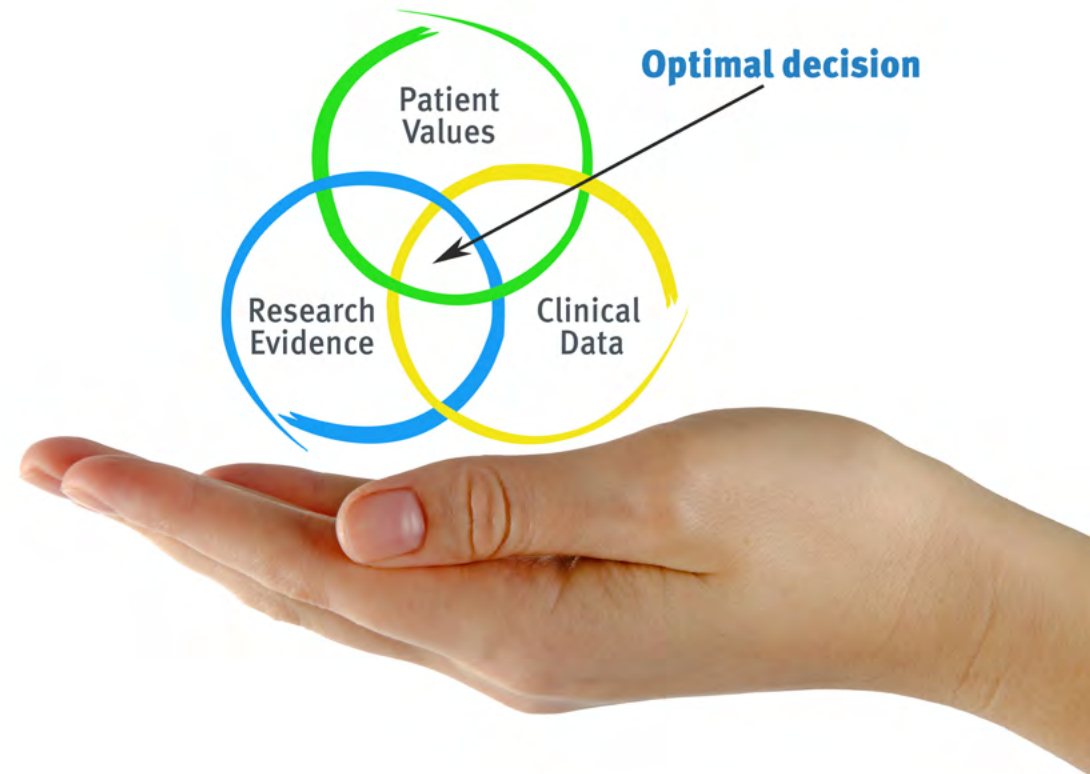
“

*Discover Relearning, a system that abandons conventional linear learning, to take you through cyclical teaching systems: a way of learning that has proven to be extremely effective, especially in subjects that require memorization"*

## At TECH we use the Case Method

What should a professional do in a given situation? Throughout the program, students will face multiple simulated clinical cases, based on real patients, in which they will have to do research, establish hypotheses, and ultimately resolve the situation. There is an abundance of scientific evidence on the effectiveness of the method. Specialists learn better, faster, and more sustainably over time.

*With TECH you will experience a way of learning that is shaking the foundations of traditional universities around the world.*



According to Dr. Gérvas, the clinical case is the annotated presentation of a patient, or group of patients, which becomes a "case", an example or model that illustrates some peculiar clinical component, either because of its teaching power or because of its uniqueness or rarity. It is essential that the case is based on current professional life, trying to recreate the real conditions in the physician's professional practice.

“

*Did you know that this method was developed in 1912, at Harvard, for law students? The case method consisted of presenting students with real-life, complex situations for them to make decisions and justify their decisions on how to solve them. In 1924, Harvard adopted it as a standard teaching method”*

The effectiveness of the method is justified by four fundamental achievements:

1. Students who follow this method not only achieve the assimilation of concepts, but also a development of their mental capacity, through exercises that evaluate real situations and the application of knowledge.
2. Learning is solidly translated into practical skills that allow the student to better integrate into the real world.
3. Ideas and concepts are understood more efficiently, given that the example situations are based on real-life.
4. Students like to feel that the effort they put into their studies is worthwhile. This then translates into a greater interest in learning and more time dedicated to working on the course.



## Relearning Methodology

At TECH we enhance the case method with the best 100% online teaching methodology available: Relearning.

This university is the first in the world to combine the study of clinical cases with a 100% online learning system based on repetition, combining a minimum of 8 different elements in each lesson, a real revolution with respect to the mere study and analysis of cases.

*Professionals will learn through real cases and by resolving complex situations in simulated learning environments. These simulations are developed using state-of-the-art software to facilitate immersive learning.*





At the forefront of world teaching, the Relearning method has managed to improve the overall satisfaction levels of professionals who complete their studies, with respect to the quality indicators of the best online university (Columbia University).

With this methodology, more than 250,000 physicians have been trained with unprecedented success in all clinical specialties regardless of surgical load. Our pedagogical methodology is developed in a highly competitive environment, with a university student body with a strong socioeconomic profile and an average age of 43.5 years old.

*Relearning will allow you to learn with less effort and better performance, involving you more in your specialization, developing a critical mindset, defending arguments, and contrasting opinions: a direct equation to success.*

In our program, learning is not a linear process, but rather a spiral (learn, unlearn, forget, and re-learn). Therefore, we combine each of these elements concentrically.

The overall score obtained by TECH's learning system is 8.01, according to the highest international standards.



This program offers the best educational material, prepared with professionals in mind:



#### Study Material

All teaching material is produced by the specialists who teach the course, specifically for the course, so that the teaching content is highly specific and precise.

These contents are then applied to the audiovisual format, to create the TECH online working method. All this, with the latest techniques that offer high quality pieces in each and every one of the materials that are made available to the student.



#### Surgical Techniques and Procedures on Video

TECH introduces students to the latest techniques, the latest educational advances and to the forefront of current medical techniques. All of this in direct contact with students and explained in detail so as to aid their assimilation and understanding. And best of all, you can watch the videos as many times as you like.



#### Interactive Summaries

The TECH team presents the contents attractively and dynamically in multimedia lessons that include audio, videos, images, diagrams, and concept maps in order to reinforce knowledge.

This exclusive educational system for presenting multimedia content was awarded by Microsoft as a "European Success Story".



#### Additional Reading

Recent articles, consensus documents and international guidelines, among others. In TECH's virtual library, students will have access to everything they need to complete their course.





#### Expert-Led Case Studies and Case Analysis

Effective learning ought to be contextual. Therefore, TECH presents real cases in which the expert will guide students, focusing on and solving the different situations: a clear and direct way to achieve the highest degree of understanding.



#### Testing & Retesting

We periodically evaluate and re-evaluate students' knowledge throughout the program, through assessment and self-assessment activities and exercises, so that they can see how they are achieving their goals.



#### Classes

There is scientific evidence on the usefulness of learning by observing experts. The system known as Learning from an Expert strengthens knowledge and memory, and generates confidence in future difficult decisions.



#### Quick Action Guides

TECH offers the most relevant contents of the course in the form of worksheets or quick action guides. A synthetic, practical, and effective way to help students progress in their learning.



07

# Certificate

The Professional Master's Degree in Proctology guarantees you, in addition to the most rigorous and updated training, access to a Professional Master's Degree issued by TECH Technological University.



“

*Successfully complete this program  
and receive your university degree  
without travel or laborious paperwork”*

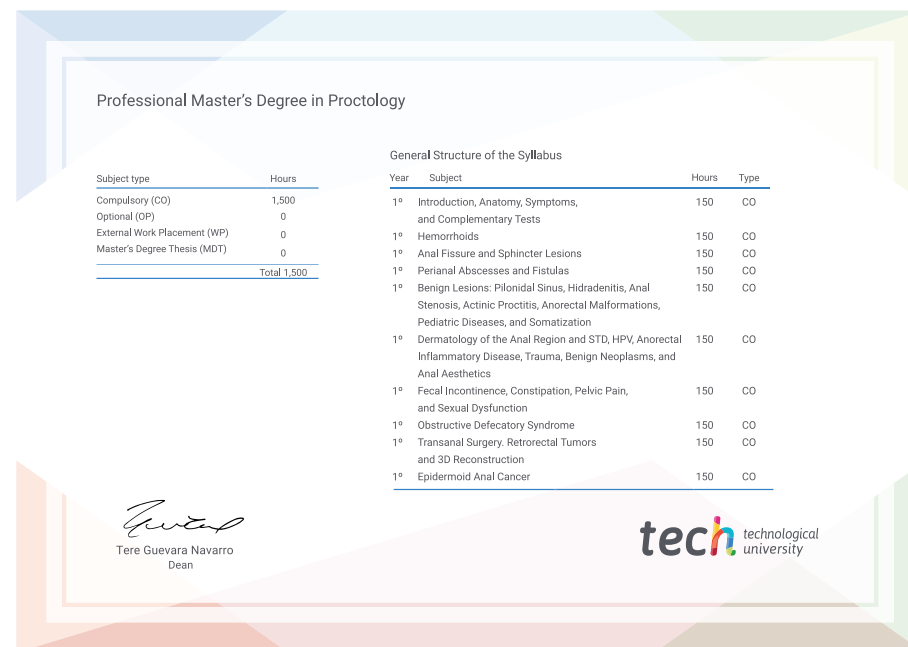
This **Professional Master's Degree in Proctology** contains the most complete and up-to-date scientific program on the market.

After the student has passed the assessments, they will receive their corresponding **Professional Master's Degree** diploma issued by **TECH Technological University** via tracked delivery\*.

The certificate issued by **TECH Technological University** will reflect the qualification obtained in the Professional Master's Degree, and meets the requirements commonly demanded by labor exchanges, competitive examinations, and professional career evaluation committees.

Title: **Professional Master's Degree in Proctology**

Official N° of hours: **1,500 h.**



\*Apostille Convention. In the event that the student wishes to have their paper certificate issued with an apostille, TECH EDUCATION will make the necessary arrangements to obtain it, at an additional cost.

future  
health confidence people  
education information tutors  
guarantee accreditation teaching  
institutions technology learning  
community commitment  
personalized service innovation  
knowledge present quality  
development languages  
virtual classroom



Professional Master's  
Degree

Proctology

Course Modality: Online

Duration: 12 months

Certificate: TECH Technological University

Official N° of hours: 1,500 h.

# Professional Master's Degree

## Proctology

