

# Professional Master's Degree

## Pediatric Primary Care





## Professional Master's Degree Pediatric Primary Care

Course Modality: Online

Duration: 12 months

Certificate: TECH Technological University

Official N° of hours: 1,500 h.

Website: [www.techtute.com/pk/medicine/professional-master-degree/master-pediatric-primary-care](http://www.techtute.com/pk/medicine/professional-master-degree/master-pediatric-primary-care)

# Index

01

Introduction

---

*p. 4*

02

Objectives

---

*p. 8*

03

Skills

---

*p. 14*

04

Course Management

---

*p. 18*

05

Structure and Content

---

*p. 28*

06

Methodology

---

*p. 34*

07

Certificate

---

*p. 42*

# 01

# Introduction

Childhood obesity, asthma, food allergies or neurodevelopmental disorders are increasingly frequent pathologies in pediatric primary care. This implies a greater investment of resources both in the care of health personnel and in health promotion projects. At the same time, the ongoing scientific progress in the approach to children with these characteristics makes it necessary for pediatricians to update their knowledge. In view of this scenario, this 100% online program was created, where the specialist will be able to learn about the latest findings in the treatment and approach to rheumatological, digestive, cardiological and/or nephrological pathologies, among others, in pediatric patients. All this, with the latest teaching material and under the guidance of an expert faculty.





“

*This qualification provides you with the latest knowledge in pediatrics in the emergency care of children and adolescents with trauma or poisoning. This way you will perform a much safer and effective professional practice”*

Recent advances and scientific research in the field of pediatric care have led to a decrease in the prevalence of serious and even fatal diseases in the pediatric population. This has led primary pediatric care to focus its efforts on new focuses more closely related to pathologies such as allergies, neurodevelopmental and learning disorders or infectious diseases whose diagnosis is sometimes difficult to pinpoint. For this reason, it is vital for the professional in this area to keep abreast of the latest advances in the sector, as this is the only way to offer complete care adapted to the patient.

Thus, this Professional Master's Degree provides the medical professional with an in-depth study of the latest scientific studies that address the care of the newborn, as well as the different pathologies that may arise from birth to the stage of childhood and adolescence. Through an enriched multimedia content, the pediatrician will be able to delve into the therapeutic plans for dermatological problems, the main disorders related to feeding, gastrointestinal disorders or bronchiolitis.

The faculty that makes up this program will also provide clinical case studies that will be very useful to students, as they will bring them closer to real situations that they could encounter in their usual clinical practice. A set of innovative educational materials that will be key for the professional to obtain the up-to-date knowledge they are looking for.

TECH also offers an excellent opportunity for professionals who wish to combine their work responsibilities with a quality program. This Professional Master's Degree is taught exclusively online, without fixed class schedules and with multimedia resources available 24 hours a day. Thus, the student will only need an electronic device to access the virtual platform where the entire syllabus is hosted. The pediatrician is, therefore, faced with a flexible university program, offered in a format that can be taken comfortably.

This **Professional Master's Degree in Pediatric Primary Care** contains the most complete and up-to-date scientific program on the market. The most important features of the program include:

- Clinical cases presented by experts in the different specialties
- The graphic, schematic, and practical contents with which they are created, provide scientific and practical information on the disciplines that are essential for professional practice
- Diagnostic and therapeutic innovations in treating the most common pediatric pathologies
- The presentation of hands-on workshops on procedures, diagnostic and therapeutic techniques
- An algorithm-based interactive learning system for decision-making in the clinical situations presented throughout the course
- Theoretical lessons, questions to the expert, debate forums on controversial topics, and individual reflection assignments
- Content that is accessible from any fixed or portable device with an Internet connection



*This Professional Master's Degree will enhance your skills through educational resources in which the latest educational technology has been used"*

“

*A program that will keep you on top of developments in allergy screening and dietary plans”*

The program's teaching staff includes professionals from sector who contribute their work experience to this training program, as well as renowned specialists from leading societies and prestigious universities.

The multimedia content, developed with the latest educational technology, will provide the professional with situated and contextual learning, i.e., a simulated environment that will provide immersive training programmed to train in real situations.

This program is designed around Problem-Based Learning, whereby the professional must try to solve the different professional practice situations that arise throughout the program. For this purpose, the student will be assisted by an innovative interactive video system created by renowned and experienced experts.

*Access, whenever you wish, an up-to-date syllabus with the maximum scientific rigor. Thanks to this, you will be up to date in the approach to pathologies such as bronchiolitis, asthma or laryngitis.*

*The simulations of clinical cases of this Professional Master's Degree will bring you closer to real studies in pediatric pediatrics. This way, you will be able to offer a more effective and adapted treatment to your patients*



# 02 Objectives

The main goal of this Professional Master's Degree is to update the medical professional's knowledge of primary care. Through the syllabus developed by a specialized faculty, students will achieve this objective and will be able to keep abreast of advances in the care of children with respiratory, gastrointestinal, urological and cardiopathic problems. For this, you will also have a *relearning* system, which will allow you to renew your knowledge in a more natural way, reducing even the long hours of study so frequent in other methodologies.





“

*Update your knowledge with this university qualification. Thanks to it you will be able to learn about the latest developments in the correct application of pediatric and neonatal CPR"*



## General Objectives

---

- Update the physician in advanced life support and diagnostic and therapeutic techniques for pediatric patients with urgent pathology
- Expand knowledge in the provision of emergency care to improve the child's prognosis and family care
- Review the main pathologies in children and adolescents and the advances made in them



*A unique specialization course that will enable you to acquire superior training for development in this field"*





## Specific Objectives

---

### Module 1. Care for Healthy Children

- ♦ Carry out a complete health assessment
- ♦ Describe the psychomotor development and optimal language level at each stage of childhood
- ♦ Explain the basic principles of successful breastfeeding according to the needs of the infant
- ♦ Describe the foundations of a balanced diet in each of the developmental stages of a normal child
- ♦ Implement diet and exercise programs adapted to each stage of growth
- ♦ Apply the current vaccination schedule

### Module 2. Newborn

- ♦ Revise the characteristics of a normal newborn and the care that should receive in the first few hours of life
- ♦ Explain the most common health problems that could occur in a normal newborn
- ♦ Describe the care protocol for normal newborns
- ♦ Differentiate between the most common respiratory problems in newborns with the aim of establishing an appropriate diagnosis and initiating the correct treatment
- ♦ Detect jaundice in a newborn and implement early treatment

### Module 3. Dermatology

- ♦ Describe the etiology and basic characteristics of certain dermatological alterations in childhood
- ♦ Implement treatment plans in the case of alterations such as eczema or acne
- ♦ Identify possible related illnesses and their etiology
- ♦ Explain the course of action in cases of infectious or parasitic dermatoses

### Module 4. Nutrition, Metabolism and Endocrine

- ♦ Identify food-related disorders and carry out comprehensive monitoring of the child
- ♦ Implement treatment plans for the care and treatment of a diabetic child
- ♦ Explain how to avoid hypoglycemia in a diabetic child and how to act if they do happen to arise
- ♦ Identify abnormal growth in the child
- ♦ Recognize cryptorchidism and implement actions for resolving it

### Module 5. Gastroenterology

- ♦ Identify the basic characteristics of the most common gastrointestinal alterations in pediatrics
- ♦ Describe the diagnostic process associated with gastrointestinal alterations in childhood
- ♦ Establish a differential diagnosis with the different related pathological entities
- ♦ Establish an appropriate treatment plan according to the pathology diagnosed
- ♦ Describe a plan for monitoring children with chronic with gastrointestinal alterations or with a potential chronic risk
- ♦ Identify situations which require urgent action

### **Module 6. Respiratory Pathology and ENT**

- ♦ Describe the basic characteristics of pneumonia as, well as the complementary examinations and tests needed to confirm the diagnosis
- ♦ Describe the basic characteristics of bronchitis as well as the complementary examinations and tests needed to confirm the diagnosis
- ♦ Identify asthma in a child, implement an appropriate treatment plan for monitoring, and therefore reducing, the associated complications
- ♦ Identify chronic bronchopneumopathy in children and establish an appropriate treatment plan, as well as correct monitoring
- ♦ Describe the basic characteristics of acute otitis media as well as the complementary examinations and tests needed to confirm the diagnosis
- ♦ Describe the basic characteristics of pharyngotonsillitis as well as the complementary examinations and tests needed to confirm the diagnosis
- ♦ Describe the basic characteristics of laryngitis and laryngotracheitis as well as the complementary examinations and tests needed to confirm the diagnosis

### **Module 7. Infectious**

- ♦ Describe the fundamental characteristics of infectious diseases in childhood which could be difficult to diagnose
- ♦ Describe the action to be taken in the event of detecting a fever without focus
- ♦ Use complementary tests and consult other specialists with the aim of establishing a definitive diagnosis
- ♦ Establish the appropriate treatment for the existing infectious pathology

### **Module 8. Neurology-Psychiatry**

- ♦ Describe the main characteristics of ADHD and the treatment options
- ♦ Identify emotional situations that can interfere with the normal development of a child
- ♦ Identify the cause of headaches in a child and establish an adequate treatment plan
- ♦ Explain how to act in case of epileptic seizures and identify the types of seizures

### **Module 9. Sleep Disorders**

- ♦ Describe the basic principles of sleep and the characteristics in each stage of childhood
- ♦ Evaluate problems related to sleep in pediatrics
- ♦ Establish an appropriate diagnosis and treatment in these types of disorders

### **Module 10. Rheumatology**

- ♦ Describe the main rheumatological alterations that can occur in childhood
- ♦ Establish a differential diagnosis with other non-rheumatological pathologies
- ♦ Apply appropriate treatment according to the etiological agent causing the infection

### **Module 11. Allergy**

- ♦ Describe the main food allergies and how to establish an appropriate diagnosis
- ♦ Implement treatment and dietary plans with the aim of avoiding acute allergic reactions in children with allergies
- ♦ Describe the different diagnostic tests as well as how to prepare for them and possible complications that could arise
- ♦ Describe the action to be taken in case of urticaria and avoid the onset of angioedema by implementing appropriate therapeutic measures

### **Module 12. Locomotor System**

- ♦ Identify possible alterations in the locomotor system in children
- ♦ Establish the most appropriate corrective treatment in the case of an established pathology
- ♦ Identify the causes of back pain and lower limb pain
- ♦ Identify walking abnormalities by thorough examination of the feet
- ♦ Apply corrective methods to reduce walking abnormalities

**Module 13. Ophthalmology**

- ♦ Describe ocular examination in children and the normal parameters
- ♦ Detect ophthalmologic conditions of infectious origin and establish appropriate treatment
- ♦ Establish a proper diagnosis in case of strabismus and apply necessary corrective measures
- ♦ Identify other ophthalmologic pathologies which require surgical and/or specialist care

**Module 14. Urology-Nephrology**

- ♦ Identify possible alterations of the urinary tract, as well as malformations of the renal system
- ♦ Describe the course of action in case of a urinary infection according to the age of the child and their individual characteristics
- ♦ Identify the cause of hematuria in childhood in order to establish a proper diagnosis and implement the correct treatment

**Module 15. Surgery**

- ♦ Describe the main surgical procedures in pediatrics
- ♦ Identify the cause of acute abdomen with the aim of establishing urgent surgical treatment if necessary
- ♦ Identify the causes of intestinal obstruction in a child and establish an adequate treatment plan

**Module 16. Emergencies**

- ♦ Describe the main emergency situations that can occur in pediatrics
- ♦ Apply correct pediatric and neonatal CPR
- ♦ Explain the procedure to follow in case of pediatric trauma or TBI
- ♦ Describe the basic fundamentals of analgesia and sedation in pediatrics
- ♦ Identify the differences between pediatric emergency situations and adult situations

**Module 17. Cardiology**

- ♦ Describe the main Cardiac alterations that can occur in childhood, as well as their etiology
- ♦ Define the “normal” cardiac parameters in children with the aim of detecting irregularities which need correcting
- ♦ Explain the appropriate treatment for childhood cardiac pathologies according to the age of the child and their general state

**Module 18. Miscellaneous**

- ♦ Identify the most appropriate forms of administering drugs in pediatric patients
- ♦ Explain the appropriate way to calculate the dosis of drugs in pediatrics
- ♦ Define alternative treatments in immunosuppressed patients, patients with allergies or with any associated pathology
- ♦ Identify the appropriate pediatric doses of accustomed used drugs
- ♦ Describe the normal laboratory values in newborns, infants and children
- ♦ Identify altered analytical values in the pediatric age group

# 03 Skills

The medical professional who immerses themselves in this Professional Master's Degree will be able to enhance their skills in the diagnosis and treatment of newborn patients with respiratory pathologies, dermatological alterations, eating disorders or diabetic children. All this will be possible thanks to the large, specialized faculty that makes up this program, the clinical case studies provided and the multimedia resources (video summaries, videos in detail, diagrams), which provide greater dynamism to this program.



“

*An online program that will allow you to deepen your knowledge of the main dermatological problems of children”*



## General Skills

---

- ♦ Possess and understand knowledge that provides a basis or opportunity to be original when developing and/or applying ideas, often in a research context
- ♦ Know how to apply acquired knowledge and problem-solving skills in new or unfamiliar environments within broader (or multidisciplinary) contexts related to the area of study
- ♦ Integrate knowledge and face the complexity of making judgments based on incomplete or limited information, including reflections on the social and ethical responsibilities linked to the application of their knowledge and judgments
- ♦ Know how to communicate conclusions and knowledge, and supporting arguments to specialized and non-specialized audiences in a clear and unambiguous way
- ♦ Acquire the learning skills that will enable further studying in a largely self-directed or autonomous manner
- ♦ Develop within the Profession in terms of working with other Health Professionals, acquiring skills to work as a team
- ♦ Recognize the need to maintain your professional skills and keep them up to date, with special emphasis on autonomous and continuous learning of new information
- ♦ Develop the capacity for critical analysis and research in your professional field







## Specific Skills

---

- ♦ Carry out a complete health assessment with the aim of describing the psychomotor development and optimal language level at each stage of childhood
- ♦ Explain the basic principles of proper breastfeeding in order to ensure that the needs of the child are adequately met through this method
- ♦ Describe the foundations of a balanced diet in each of the developmental stages of a normal child in order to implement diet and exercise programs adapted to each stage of growth
- ♦ Describe the characteristics of a normal newborn and the care that they should receive in their first hours of life in order to detect the most common health problems that can occur in a normal newborn
- ♦ Differentiate between the most common respiratory problems in newborns with the aim of establishing an appropriate diagnosis and initiating the correct treatment
- ♦ Describe the etiology and basic characteristics of certain dermatological alterations in childhood in order to implement treatment plans in the case of alterations such as eczema or acne
- ♦ Identify possible related illnesses and their etiology to be able to carry out a correct diagnosis and implement an appropriate treatment
- ♦ Identify food-related disorders in order to carry out thorough monitoring of children in primary care
- ♦ Implement treatment plans for the care and treatment of diabetic children in order to avoid hypoglycemia and know how to treat it if it does occur



*Update your knowledge on the most appropriate treatments for children with diabetes or obesity"*

# 04

# Course Management

The medical professional who studies this program will have before them a specialized and multidisciplinary teaching staff that will allow them to obtain a much more advanced and exhaustive update of knowledge. For the selection of this faculty, TECH has taken into account their qualifications, experience and human qualities, which allows us to guarantee the students a quality education according to their needs. Likewise, thanks to this expert team, the pediatrician will be able to resolve any doubts that may arise about the syllabus during the 12 months of this program.





“

*You will have before you a specialized and multidisciplinary faculty. Thanks to them you will get the update you are looking for"*

## Management



### Dr. Mantecón Fernández, Laura

- ♦ Neonatology Assistant Specialist at the Central University Hospital of Asturias (Oviedo)
- ♦ PhD in Medicine from the University of Oviedo
- ♦ Specialist in Pediatrics and its Specialist Areas at Central University Hospital of Asturias (Oviedo)
- ♦ Rotation in the Neonatal Intensive Care Unit at Jackson Memorial Hospital (Miami, Florida). USA
- ♦ Member of Spanish Society of Neonatology (SEN)
- ♦ Postgraduate degrees in Neonatology, Pediatric Emergencies and Update in Primary Care in Pediatrics
- ♦ Degree in Medicine from the University of Cantabria

## Professors

### Dr. Acedo Alonso, Yordana

- ♦ Specialist Pediatrician
- ♦ Assistant Pediatrician in the Pediatric Emergency Department of the Cruces Hospital. Osakidetza
- ♦ Degree in Medicine and Surgery

### Dr. Alcalá Minagorre, Pedro J.

- ♦ Specialist Pediatrician
- ♦ Attending Pediatrician at Alicante General University Hospital
- ♦ Degree in Medicine and Surgery

### Dr. Álvarez Calatayud, Guillermo

- ♦ Attending Pediatrician Department of Pediatric Gastroenterology at Gregorio Marañón General University Hospital. Madrid
- ♦ Doctor of Medicine
- ♦ President of the Spanish Society of Probiotics and Prebiotics (SEPyP)
- ♦ Teachers of Pediatrics at the European University
- ♦ Master's Degree in Pediatric Gastroenterology

**Dr. Álvarez Pitti, Julio**

- ♦ Specialist Pediatrician
- ♦ Attending Pediatrician Unit against Obesity and Cardiovascular Risk at Consorcio General University Hospital in Valencia
- ♦ PhD in Medicine from the University of Valencia

**Dr. Arribas Sánchez, Cristina**

- ♦ Neonatology Service at Gregorio Marañón General University Hospital. Madrid

**Dr. Ballester Asensio, Esther**

- ♦ Specialist Pediatrician
- ♦ Attending Pediatrician Dr. Peset University Hospital Valencia
- ♦ Doctor of Medicine

**Dr. Bardón Cancho, Eduardo**

- ♦ Cardiology Service, Fundación Alcorcón University Hospital. Madrid

**Dr. Butragueño Laiseca, Laura**

- ♦ Canary Islands Health in Pediatrics at Gregorio Marañón General University Hospital. Madrid

**Dr. Campos Calleja, Carmen**

- ♦ Specialist Pediatrician
- ♦ Physician at the Miguel Servet Children's University Hospital
- ♦ Teacher at the University of Zaragoza
- ♦ Degree in Medicine

**Dr. Castaño Rivero, Antón**

- ♦ Pediatric and Neonatal
- ♦ Attending Physician at Pediatric Emergency Department University Hospital of Cabueñes Gijón
- ♦ Accredited in the subspecialty of Pediatric Emergency Medicine by the AEP
- ♦ Former President of the Spanish Society of Pediatric Emergency Medicine
- ♦ Master's Degree in Emergencies and Acute Pathology in Pediatrics, Autonomous University from Madrid

**Dr. Chicano Marín, Francisco José**

- ♦ Specialist Pediatrician
- ♦ Pediatric Attending Physician Arcos del Mar Menor University Hospital
- ♦ Degree in Medicine

**Dr. Chipont Benabent, Enrique**

- ♦ Degree in Medicine and Surgery
- ♦ Specialist in Ophthalmology
- ♦ Director of Oftalica Clinic Alicante

**Dr. Crehuá Guardiza, Elena**

- ♦ Specialist Pediatrician
- ♦ Attending Pediatrician Clinical University Hospital of Valencia
- ♦ Degree in Medicine and Surgery

**Dr. Ebri Martínez, José Ricardo**

- ♦ Specialist in Orthopedic and Trauma Surgery
- ♦ Degree in Medicine and Surgery

**Dr. Esteve Martínez, Altea**

- ♦ Dermatology Medical Specialist
- ♦ Assistant Physician of the Dermatology Service at the General University Hospital Consortium of Valencia
- ♦ Coordinator of the Vascular Anomalies Committee of the General University Hospital Consortium of Valencia.
- ♦ Vice-president of the Valencian Territorial Section of AEDV
- ♦ Member of the Spanish Academy of Dermatology and Venereology
- ♦ Member of the Spanish Group of Pediatric Dermatology
- ♦ Degree in Medicine and Surgery

**Dr. Febrer Bosch, María Isabel**

- ♦ Specialist in Pediatric Dermatology Clinical Unit of Pediatric Dermatology General University Hospital Valencia
- ♦ Degree in Medicine and Surgery

**Dr. Fernández Gallego, Victor**

- ♦ Emergency Doctor Mobile ICU at Motilla del Paiancar Castilla-La Mancha Health Service (SESCAM)

**Dr. Fernández Llópez, Agustín**

- ♦ Allergy Specialist Head of Allergy Unit Virgen del Consuelo Clinic Valencia
- ♦ Degree in Medicine and Surgery

**Dr. Ferrer Torregrosa, Javier**

- ♦ Doctor from the Catholic University of Valencia
- ♦ Teachers of Podology Department at the Catholic University of Valencia
- ♦ Master's Degree in Deterioration of Skin Integrity

**Dr. Gandía Benetó, Rubén**

- ♦ Specialist in Pediatric Neurology
- ♦ Assistant Neuropediatrician at Invanep
- ♦ Degree in Medicine and Surgery

**Dr. García Herrero, María Ángeles**

- ♦ Specialist Pediatrician
- ♦ Attending Pediatrician Prince of Asturias University Hospital. Alcalá Henares University
- ♦ Degree in Medicine and Surgery

**Dr. García-Sala Viguer, Fernando**

- ♦ Pediatrician and Neonatology Specialist
- ♦ Teachers of Neonatology at the Midwifery Teaching Unit of the Valencian Community
- ♦ Coordinator of the Maternal and Infant Service of the Milenium Medical Center of Valencia
- ♦ Doctor of Medicine

**Dr. González Fernández, Ana María**

- ♦ Assistant Pediatric Physician, Los Arcos del Mar Menor University Hospital. Murcia

**Dr. Haro Díaz, Ana**

- ♦ Pediatric Services Fundación Alcorcón University Hospital. Madrid



**Dr. Hernández Calvín, Francisco Javier**

- ♦ Associate Director and Head of the Pediatric ENT Unit at Quirónsalud University Hospital, Madrid and Quirónsalud, San José

**Dr. Hernández Rupérez, María Belén**

- ♦ Pediatrician
- ♦ Specialist in Infections Gregorio Marañón General University Hospital. Madrid

**Dr. Jiménez de Domingo, Ana**

- ♦ Neuropediatrics Service Gregorio Marañón General University Hospital. Madrid

**Dr. Hernández-Sampelayo Matos, Teresa**

- ♦ Head of Pediatrics Service and ACES at the Gregorio Marañón General University Hospital
- ♦ Head of the Pediatric Infectious Diseases Section at the Gregorio Marañón General University Hospital
- ♦ Teacher of Pediatric Gastroenterology at the Autonomous University of Madrid. Medicine
- ♦ Teacher of Neonatology at the Autonomous University of Madrid. Medicine
- ♦ President of SEIP

**Dr. Lahuerta Cervera, Sonia**

- ♦ Specialist Pediatrician
- ♦ Attending Pediatrician at Quirón Hospital Valencia
- ♦ Degree in Medicine and Surgery

**Dr. López Lois, María Gloria**

- ♦ Primary Care Pediatrician

**Dr. López Navarro, Carmen**

- ♦ Specialist Pediatrician
- ♦ Attending Pediatrician at La Ribera Hospital Alzira
- ♦ Degree in Medicine and Surgery

**Dr. Martín Reolid, Begoña**

- ♦ Specialist in Ophthalmic Optometry

**Dr. Mintegui Raso, Santiago**

- ♦ Pediatrician
- ♦ Doctor at Cruces Hospital Bilbao
- ♦ Doctor of Medicine
- ♦ Director of the research network RISEUP
- ♦ Chairman of European Pediatric Emergency Medicine (REPEM)

**Dr. Mompó Marabotto, María Luisa**

- ♦ Specialist Pediatrician
- ♦ Attending Physician at Integral Pediatric Unit Quirón Valencia SLP
- ♦ Degree in Medicine and Surgery

**Dr. Moral Cazalla, Raquel**

- ♦ Specialist in Pediatric Ophthalmology

**Dr. Morell Salort, María Luisa**

- ♦ Expert in Neurophysiology
- ♦ Attending Physician at Integral Pediatric Unit Quirón Valencia
- ♦ Degree in Medicine and Surgery

**Dr. Navarro Gómez, María Luisa**

- ♦ Assistant Infections Unit of Pediatrics at the Gregorio Marañón Hospital from Madrid

**Dr. Navarro Paterna, Mariel**

- ♦ Specialist Pediatrician
- ♦ Primary Care Pediatrician at the Puerto de Sagunto Health Centre
- ♦ PhD in Medicine from the University of Valencia

**Dr. Navarro Ruíz, Almudena**

- ♦ Specialist in Pediatric Endocrinology
- ♦ Degree in Medicine and Surgery
- ♦ Physician in the Pediatrics Service at Hospital Quirón. Valencia

**Dr. Negre Policarpo, Sergi**

- ♦ Specialist Pediatrician
- ♦ Attending Pediatrician at La Fe Hospital Valencia
- ♦ Doctor of Medicine

**Dr. Ocete Hita, Esther**

- ♦ Doctor of Medicine
- ♦ Specialist Pediatrician
- ♦ Physician in the Pediatrics Clinical Management Unit at University Hospital Complex in Granada

**Dr. Ochando Perales, Gemma**

- ♦ Specialist in Child Psychiatry
- ♦ Child and Adolescent Psychiatrist at the International Children's Unit of the Hospital
- ♦ La Fe Polytechnic University in Valencia



**Dr. Oikonomopoulou, Niki**

- ♦ Neonatology Service at Gregorio Marañón General University Hospital. Madrid

**Dr. Olivas López de Soria, Cristina**

- ♦ Specialist Pediatrician
- ♦ Attending Pediatrician Pediatric Services at the Prince of Asturias University Hospital, Alcalá de Henares, Madrid
- ♦ Degree in Medicine and Surgery

**Dr. Olmos Jiménez, María José**

- ♦ Assistant Pediatric Physician, Los Arcos del Mar Menor University Hospital
- ♦ Degree in Medicine

**Dr. Ortiz Sánchez, Pedro Ramón**

- ♦ Specialist in Clinical Neurophysiology
- ♦ Department of Neurology at General University Hospital of Valencia
- ♦ Doctor of Medicine and Surgery

**Dr. Pérez Ferriols, María Desamparados**

- ♦ Specialist in Dermatology
- ♦ Physician in the Photobiology and Phototherapy Section of the Dermatology Department at Valencia General University Hospital
- ♦ PhD in Medicine and Surgery

**Dr. Pérez Moreno, Jimena**

- ♦ Pediatrics at Gregorio Marañón General University Hospital. Madrid

**Dr. Pin Arboledas, Gonzalo**

- ♦ Postgraduate Diploma in Sleep Disorders Medicine
- ♦ Coordinator of the Integral Pediatrics Unit at Quirón Hospital Valencia
- ♦ Coordinator of the Integral Pediatrics Unit at Quirón Hospital Valencia
- ♦ Degree in Medicine and Surgery

**Ms. Ponce Salas, Beatriz**

- ♦ Pediatrics at Gregorio Marañón General University Hospital. Madrid

**Dr. Pons Morales, Sara**

- ♦ Doctor of Medicine
- ♦ Assistant of Pediatrics at Dr. Peset University Hospital Valencia

**Dr. Ramón Muñoz, Gloria**

- ♦ Specialist in Pediatric Cardiology
- ♦ Canary Islands Health Pediatrician Child Cardiology at La Ribera Hospital Alzira
- ♦ Degree in Medicine and Surgery

**Dr. Rincón Lopez, Elena María**

- ♦ Attending Physician in Pediatric Infectious Diseases Section
- ♦ Doctor at Gregorio Marañón General University Hospital. Madrid
- ♦ Professional Master's Degree in Pediatric Infectious Diseases at the Complutense University of Madrid

**Dr. Roldán Cano, Virginia**

- ♦ Primary Care Pediatrician

**Dr. Romero Castillo, Estefanía Julia**

- ♦ Primary Care Pediatrician

**Dr. Ros Cervera, Gonzalo**

- ♦ Neuropediatrician accredited by the Spanish Association of Pediatrics
- ♦ Neuropediatrician at Gandía Hospital
- ♦ Neuropediatrician at Valencian Institute of Neurosciences
- ♦ Degree in Medicine and Surgery

**Dr. Rubio García, Elena**

- ♦ Pediatrics at Gregorio Marañón General University Hospital. Madrid

**Saavedra Lozano, Jesús**

- ♦ Specialist Pediatrician
- ♦ Attending Pediatrician, Pediatric Infectious Diseases Unit at Gregorio Marañón Hospital
- ♦ Gregorio Marañón Madrid
- ♦ Degree in Medicine and Surgery

**Dr. Sainz Costa, Talía**

- ♦ Specialist Pediatrician
- ♦ Researcher at the Molecular Immunobiology Laboratory at Gregorio Marañón General University Hospital

**Dr. Tolín Hernani, Mar**

- ♦ Pediatrician
- ♦ Attending Physician in Gastroenterology and Child Nutrition Gregorio Marañón Maternity Hospital Madrid





**Dr. Utrero Valiente, Juan Antonio**

- ◆ Specialist Pediatrician
- ◆ Doctor Pediatric Home Hospital Unit General University Hospital Alicante
- ◆ Degree in Medicine and Surgery

**Dr. Valverde Molina, José**

- ◆ Pediatrician. Head of the Pediatric Department
- ◆ Doctor of Medicine
- ◆ Specialist Training in Pediatric Pneumology
- ◆ Physician, Los Arcos del Mar Menor University Hospital. San Javier Murcia

**Dr. Villanueva, Laura**

- ◆ Lactation Consultant IBCLC
- ◆ Attending Physician at Integral Pediatric Unit Q Valencia SLP– SLP
- ◆ Internationally Certified Consultant in Maternal Lactation
- ◆ President of the Sina Association (support for maternal lactation and upbringing)

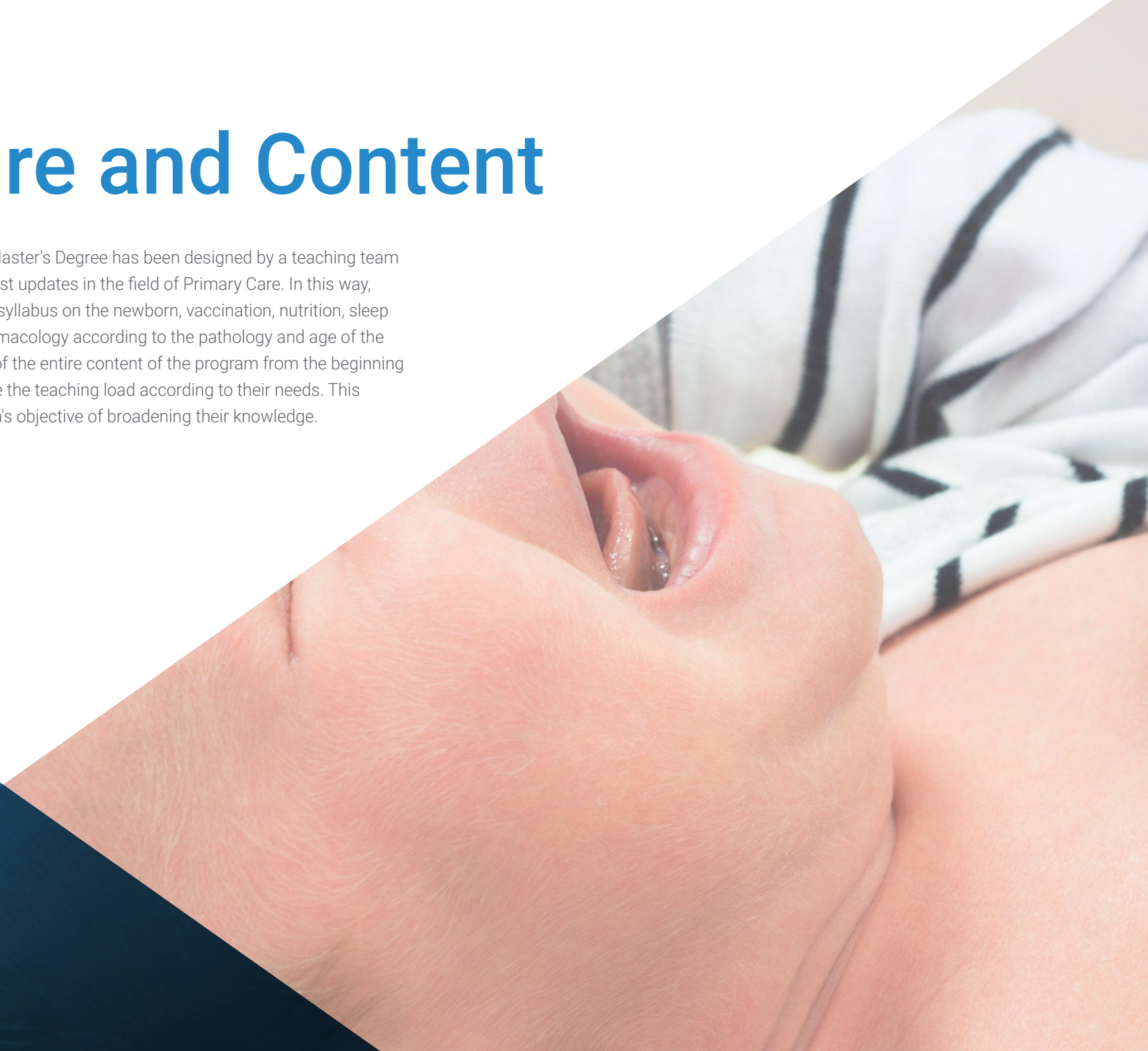
**Dr. Zaragoza Ninet, Violeta**

- ◆ Specialist in Dermatology
- ◆ Assistant of Dermatology in the Pediatric Dermatology Service of General University Hospital. Valencia
- ◆ Degree in Medicine and Surgery

05

# Structure and Content

The syllabus of this Professional Master's Degree has been designed by a teaching team that has taken into account the latest updates in the field of Primary Care. In this way, students will have the most recent syllabus on the newborn, vaccination, nutrition, sleep disorders and the appropriate pharmacology according to the pathology and age of the patient. In addition, the availability of the entire content of the program from the beginning allows the professional to distribute the teaching load according to their needs. This freedom is a plus in the pediatrician's objective of broadening their knowledge.





“

*Video summaries and detailed videos will take you through the latest advances in newborns with respiratory pathologies, infectious diseases or allergies"*

### Module 1. Care for Healthy Children

- 1.1. Health Examinations
- 1.2. Psychomotor and Language Development
- 1.3. Breastfeeding and Formula Feeding
- 1.4. Nutrition in the First Year of Life and Pre-school
- 1.5. School and Adolescent Nutrition
- 1.6. Vaccines Vaccination Calendar
- 1.7. Vaccination in Special Situations

### Module 2. Newborn

- 2.1. Normal Newborn Characteristics, Care of a Recent Newborn and Most Common Problems
- 2.2. Respiratory Pathology in Recent Newborns

### Module 3. Dermatology

- 3.1. Skin Infections and Infestations
- 3.2. Eczema Atopic Dermatitis
- 3.3. Acne
- 3.4. Skin Alterations of the Hair and Nails

### Module 4. Nutrition, Metabolism and Endocrine

- 4.1. Normal and Pathological Growth A Child Who Does Not Grow
- 4.2. Diabetes
- 4.3. Obesity
- 4.4. Action to Take in the Face of Common Problems in the Field: Cryptorchidism, Dyslipidemia, etc.



## Module 5. Gastroenterology

- 5.1. Acute Abdominal Pain. Chronic Abdominal Pain
- 5.2. Acute Diarrhea Acute Dehydration Acid-base Balance Disorders
- 5.3. Coeliac Disease
- 5.4. GERD
- 5.5. Constipation
- 5.6. Intestinal Parasitosis
- 5.7. Functional Foods, Intestinal Microbiotics and Probiotics
- 5.8. Hepatitis

## Module 6. Respiratory Pathology and ENT

- 6.1. Upper Respiratory Tract Infections: Acute Pharyngotonsillitis, Acute Otitis Media, Sinusitis
- 6.2. Acute Laryngitis Croup Acute Bronchiolitis
- 6.3. Community-Acquired Pneumonia (CAP)
- 6.4. A Child with Wheezing Asthma
- 6.5. Managing a Child with a Persistent Cough Chronic cough
- 6.6. Procedures and Techniques I: Forced Spirometry, Bronchodynamic Tests, PEF (Peak Expiratory Flow Meter Management)
- 6.7. Procedures and Techniques II: Inhalation Systems Oxygen Therapy

## Module 7. Infectious

- 7.1. Exanthematous Diseases
- 7.2. Febrile Syndrome without Focus
- 7.3. Whooping Cough and Pertussis Syndrome
- 7.4. Sepsis and Septic Shock

## Module 8. Neurology-Psychiatry

- 8.1. Headaches
- 8.2. Epilepsy and Disorders with Non-epileptic Seizures in Childhood (ADHD)
- 8.3. Attention Deficit Hyperactivity Disorder (ADHD)
- 8.4. Psychosomatic Disorders in Children and Adolescents

## Module 9. Sleep Disorders

- 9.1. Introduction to the Neuroanatomy of Sleep
  - 9.1.1. Sleep Cycles
  - 9.1.2. Sleep Regulation
  - 9.1.3. Evolution of Sleep in Pediatrics: From Fetus to Adolescent
- 9.2. Evaluation of Sleep Problems in PA
  - 9.2.1. Clinical Suspicion of Sleep Disorders: Daytime and Nocturnal Symptoms
  - 9.2.2. Tools for Sleep Evaluation in PA
  - 9.2.3. Expert Referral Indicators
- 9.3. Diagnosis and Treatment in PA of the Main Disorders
  - 9.3.1. Children with Difficulty Initiating Sleep: Insomnia, Circadian Disorders, Restless Legs Syndrome
  - 9.3.2. Children with Breathing Difficulties During Sleep
  - 9.3.3. Managing a Snoring Child Sleep Apnea Syndrome

## Module 10. Rheumatology

- 10.1. Arthralgias and Arthritis
- 10.2. Osteoarticular Infections

## Module 11. Allergy

- 11.1. Food-based
- 11.2. Medication Allergies
- 11.3. Diagnostic tests

## Module 12. Locomotor System

- 12.1. Child Orthopedics
- 12.2. Assessment of Children's Feet
- 12.3. Hip Pathology by Age
- 12.4. Pathological and Walking Disorders

### Module 13. Ophthalmology

- 13.1. Visual Control in Children
- 13.2. Visual Sharpness Amblyopia Strabismus: Diagnosis Treatment Focus According to the Clinical Conditions
- 13.3. Conjunctivitis and Blepharitis Red Eye: Differential Diagnosis Therapeutic Approach
- 13.4. Eyelids and Tear System: Ptosis. Malformations. Tear Obstruction

### Module 14. Urology-Nephrology

- 14.1. Urinary Infections
- 14.2. Hematuria

### Module 15. Surgery

- 15.1. Minor Surgery in the Emergency Room or Pediatrics Consultation Room

### Module 16. Emergencies

- 16.1. Most Common Techniques and Procedures in the Pediatric Emergency Department
  - 16.1.1. Incarcerated Inguinal Hernia Reduction
  - 16.1.2. Freeing of Trapped Penis or Scrotum
  - 16.1.3. Reduction of Paraphimosis
  - 16.1.4. Extraction of Foreign Body from the Ear
- 16.2. Most Common Techniques and Procedures in the Pediatric Emergency Department
  - 16.2.1. Intraosseous Puncture
  - 16.2.2. Lumbar Puncture
  - 16.2.3. Ventriculoperitoneal Shunt Puncture
  - 16.2.4. Thoracentesis and Chest Tube Placement
- 16.3. Basic Pediatric CPR
- 16.4. Advanced Pediatric and Neonatal CPR
- 16.5. Analgesia and Sedation
- 16.6. Febrile Syndrome: Fever and Petechiae
- 16.7. TBI
- 16.8. Pediatric Initial Trauma Care (PITC)
- 16.9. Bacterial and Viral Meningitis





- 16.10. Drug and Non-drug Intoxications
- 16.11. Children with Special Needs
- 16.12. Emergency Hematologic Problems
- 16.13. Apparently Lethal Syndromes
- 16.14. Anaphylaxis
- 16.15. Adolescents in the Emergency Department
- 16.16. Burns and Wounds
- 16.17. Equipment in the Emergency Services

### Module 17. Cardiology

- 17.1. Assessment of a Heart Murmur in a Child
- 17.2. Complementary Tests in a Child with Suspected Cardiac Pathology  
ECG, Chest X-ray
- 17.3. Arrhythmias and Syncope Heart Failure
- 17.4. Congenital Heart Disease
- 17.5. Hypertension

### Module 18. Miscellaneous

- 18.1. Medication in Pediatrics
- 18.2. Normal Values in Hematology



*A unique university program,  
which allows you to access  
all the content from the start  
from your computer or tablet"*

06

# Methodology

This academic program offers students a different way of learning. Our methodology uses a cyclical learning approach: **Relearning**.

This teaching system is used, for example, in the most prestigious medical schools in the world, and major publications such as the **New England Journal of Medicine** have considered it to be one of the most effective.





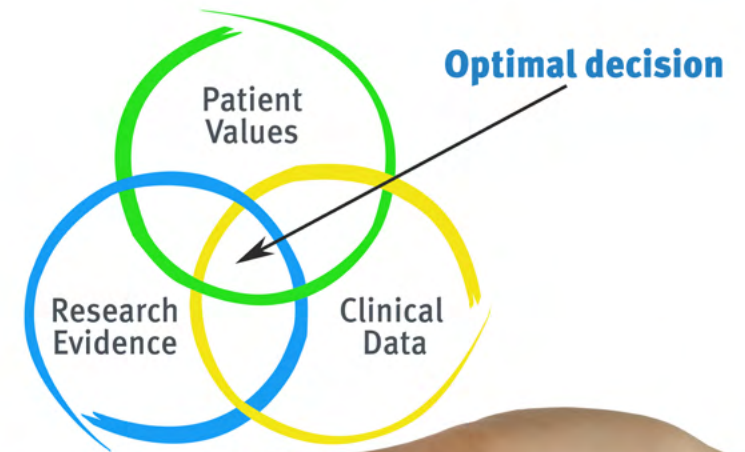
“

*Discover Relearning, a system that abandons conventional linear learning, to take you through cyclical teaching systems: a way of learning that has proven to be extremely effective, especially in subjects that require memorization"*

## At TECH we use the Case Method

What should a professional do in a given situation? Throughout the program, students will face multiple simulated clinical cases, based on real patients, in which they will have to do research, establish hypotheses, and ultimately resolve the situation. There is an abundance of scientific evidence on the effectiveness of the method. Specialists learn better, faster, and more sustainably over time.

*With TECH you will experience a way of learning that is shaking the foundations of traditional universities around the world.*



According to Dr. Gervas, the clinical case is the annotated presentation of a patient, or group of patients, which becomes a "case", an example or model that illustrates some peculiar clinical component, either because of its teaching power or because of its uniqueness or rarity. It is essential that the case is based on current professional life, trying to recreate the real conditions in the physician's professional practice.

“

*Did you know that this method was developed in 1912, at Harvard, for law students? The case method consisted of presenting students with real-life, complex situations for them to make decisions and justify their decisions on how to solve them. In 1924, Harvard adopted it as a standard teaching method”*

The effectiveness of the method is justified by four fundamental achievements:

1. Students who follow this method not only achieve the assimilation of concepts, but also a development of their mental capacity, through exercises that evaluate real situations and the application of knowledge.
2. Learning is solidly translated into practical skills that allow the student to better integrate into the real world.
3. Ideas and concepts are understood more efficiently, given that the example situations are based on real-life.
4. Students like to feel that the effort they put into their studies is worthwhile. This then translates into a greater interest in learning and more time dedicated to working on the course.



## Relearning Methodology

At TECH we enhance the case method with the best 100% online teaching methodology available: Relearning.

This university is the first in the world to combine the study of clinical cases with a 100% online learning system based on repetition, combining a minimum of 8 different elements in each lesson, a real revolution with respect to the mere study and analysis of cases.

*Professionals will learn through real cases and by resolving complex situations in simulated learning environments. These simulations are developed using state-of-the-art software to facilitate immersive learning.*



At the forefront of world teaching, the Relearning method has managed to improve the overall satisfaction levels of professionals who complete their studies, with respect to the quality indicators of the best online university (Columbia University).

With this methodology, more than 250,000 physicians have been trained with unprecedented success in all clinical specialties regardless of surgical load. Our pedagogical methodology is developed in a highly competitive environment, with a university student body with a strong socioeconomic profile and an average age of 43.5 years old.

*Relearning will allow you to learn with less effort and better performance, involving you more in your specialization, developing a critical mindset, defending arguments, and contrasting opinions: a direct equation to success.*

In our program, learning is not a linear process, but rather a spiral (learn, unlearn, forget, and re-learn). Therefore, we combine each of these elements concentrically.

The overall score obtained by TECH's learning system is 8.01, according to the highest international standards.



This program offers the best educational material, prepared with professionals in mind:



#### Study Material

All teaching material is produced by the specialists who teach the course, specifically for the course, so that the teaching content is highly specific and precise.

These contents are then applied to the audiovisual format, to create the TECH online working method. All this, with the latest techniques that offer high quality pieces in each and every one of the materials that are made available to the student.



#### Surgical Techniques and Procedures on Video

TECH introduces students to the latest techniques, the latest educational advances and to the forefront of current medical techniques. All of this in direct contact with students and explained in detail so as to aid their assimilation and understanding. And best of all, you can watch the videos as many times as you like.



#### Interactive Summaries

The TECH team presents the contents attractively and dynamically in multimedia lessons that include audio, videos, images, diagrams, and concept maps in order to reinforce knowledge.

This exclusive educational system for presenting multimedia content was awarded by Microsoft as a "European Success Story".



#### Additional Reading

Recent articles, consensus documents and international guidelines, among others. In TECH's virtual library, students will have access to everything they need to complete their course.







#### Expert-Led Case Studies and Case Analysis

Effective learning ought to be contextual. Therefore, TECH presents real cases in which the expert will guide students, focusing on and solving the different situations: a clear and direct way to achieve the highest degree of understanding.



#### Testing & Retesting

We periodically evaluate and re-evaluate students' knowledge throughout the program, through assessment and self-assessment activities and exercises, so that they can see how they are achieving their goals.



#### Classes

There is scientific evidence on the usefulness of learning by observing experts. The system known as Learning from an Expert strengthens knowledge and memory, and generates confidence in future difficult decisions.



#### Quick Action Guides

TECH offers the most relevant contents of the course in the form of worksheets or quick action guides. A synthetic, practical, and effective way to help students progress in their learning.



07

# Certificate

The Professional Master's Degree in Pediatric Primary Care guarantees students, in addition to the most rigorous and updated education, access to a Professional Master's Degree issued by TECH Technological University.



“

*Successfully complete this program  
and receive your university degree  
without travel or laborious paperwork”*

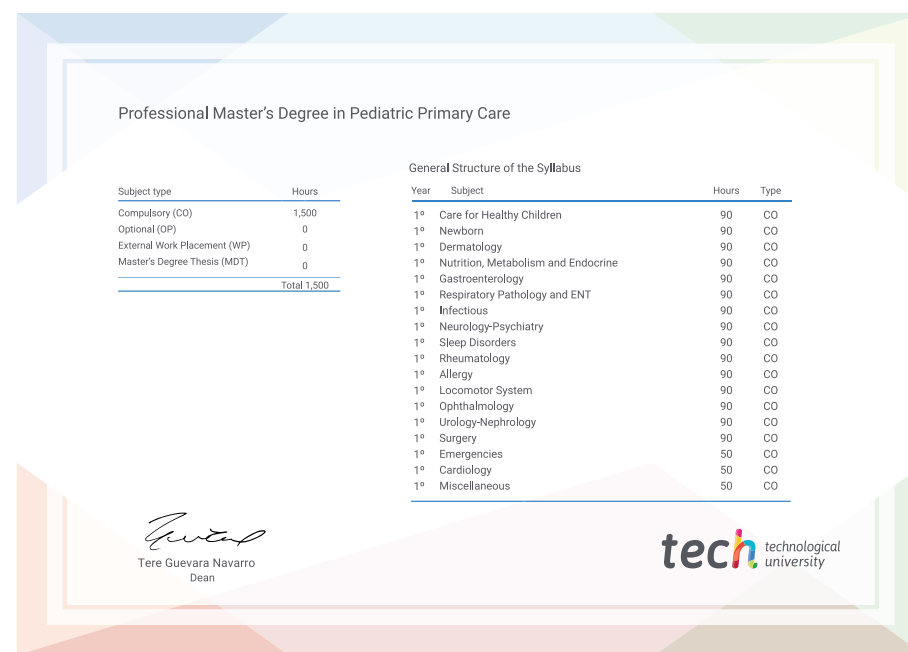
This **Professional Master's Degree in Pediatric Primary Care** contains the most complete and up-to-date scientific program on the market.

After the student has passed the assessments, they will receive their corresponding **Professional Master's Degree** issued by **TECH Technological University** via tracked delivery\*.

The certificate issued by **TECH Technological University** will reflect the qualification obtained in the Professional Master's Degree, and meets the requirements commonly demanded by labor exchanges, competitive examinations and professional from career evaluation committees.

Title: **Professional Master's Degree in Pediatric Primary Care**

Official N° of hours: **1,500 h.**



\*Apostille Convention. In the event that the student wishes to have their paper certificate issued with an apostille, TECH EDUCATION will make the necessary arrangements to obtain it, at an additional cost.

future  
health confidence people  
education information tutors  
guarantee accreditation teaching  
institutions technology learning  
community commitment  
personalized service innovation  
knowledge present quality  
development languages  
virtual classroom



Professional Master's  
Degree

Pediatric Primary Care

Course Modality: Online

Duration: 12 months

Certificate: TECH Technological University

Official N° of hours: 1,500 h.

# Professional Master's Degree

## Pediatric Primary Care

