

# Professional Master's Degree

## Inflammatory Diseases for Digestive Medicine





## Professional Master's Degree Inflammatory Diseases for Digestive Medicine

- » Modality: online
- » Duration: 12 months
- » Certificate: TECH Global University
- » Credits: 60 ECTS
- » Schedule: at your own pace
- » Exams: online

Website: [www.techtitute.com/pk/medicine/professional-master-degree/master-inflammatory-diseases-digestive-medicine](http://www.techtitute.com/pk/medicine/professional-master-degree/master-inflammatory-diseases-digestive-medicine)

# Index

01

Introduction

---

*p. 4*

02

Objectives

---

*p. 8*

03

Skills

---

*p. 14*

04

Course Management

---

*p. 18*

05

Structure and Content

---

*p. 22*

06

Methodology

---

*p. 28*

07

Certificate

---

*p. 36*

# 01

# Introduction

Inflammatory bowel pathology comprises a set of entities that are very dynamic in terms of their clinical behavior and are a spectrum of diseases in which research is very active, both in pathophysiology and in diagnostic methods and treatment. This academic program focuses its content on the latest news and scientific findings in the area, and seeks to update all the innovative aspects related to these pathologies, as well as to project the future of the management of these entities. All this, in 1,500 h. of intensive study 100% online in which the specialist will have not only the best content in multimedia format, but also with a first class faculty that will put their knowledge at the service of the specialist to achieve a high level training.





“

*A complete program that will update you in the management of inflammatory digestive diseases based on the latest advances and scientific findings”*

The Master's Degree in Inflammatory Diseases for Digestive Medicine not only emphasizes the clinical data of the disease, but also the day-to-day management of the patient, and factors that make the evolution of a chronic disease such as inflammatory bowel disease different depending on nutritional, psychological aspects, management of complications or at different stages of life.

Addressing these issues makes this program different from other programs based on a mere incidence on clinical data, and makes the orientation much more practical and directed towards a multidisciplinary management with a joint vision of the patient.

This degree not only focuses on organizing the knowledge of clinical aspects, laboratory, radiological, endoscopic and treatment aspects, but it also focuses on factors that may not be specific to the disease itself, but that may have an impact on its evolution, management and quality of life. Among these are the nutritional aspects, both as a promoter of the disease as well as the nutritional management of these patients.

On the other hand, the content of this Master's Degree focuses on the field of inflammatory bowel disease in pediatrics, which is very different from that of adults. Similarly, the program delves into the management of patients in special situations, such as pregnancy, lactation or the need for vaccine protection, being especially practical in the knowledge of psychological aspects in inflammatory bowel disease. Likewise, a specific section has been designed to describe future scenarios and research, both in etiopathogenesis and in new treatments under development.

Finally, the work of a disciplinary team working side by side with nurses specialized in inflammatory bowel disease will be shown, as well as the development and operation of specific units for the management of this disease, which is a new and little homogenized aspect in daily clinical practice, so it also has a special section in this syllabus.

The resources in which the content of this Postgraduate Professional Master's Degree is organized are intended to give it a very practical approach, with syllabus organized in module, master classes in videos, as well as resolution of questions and real clinical cases. All of which will be in a 100% online format.

This **Professional Master's Degree in Inflammatory Diseases for Digestive Medicine** contains the most complete and up-to-date scientific program on the market. The most important features include:

- The development of case studies presented by experts in inflammatory diseases
- The graphic, schematic, and practical contents with which they are created, provide scientific and practical information on the disciplines that are essential for professional practice
- Practical exercises where self-assessment can be used to improve learning
- Its special emphasis on innovative methodologies
- Theoretical lessons, questions to the expert, debate forums on controversial topics, and individual reflection assignments
- Content that is accessible from any fixed or portable device with an Internet connection



*TECH Global University offers you the most comprehensive and up-to-date program in the academic Panoramas. Through it you can get up to date on the diagnosis and therapeutics of inflammatory bowel disease"*

“

*Distribute the course load at your own pace, without presential classes or fixed schedules, being able to perfectly combine your professional and academic responsibilities"*

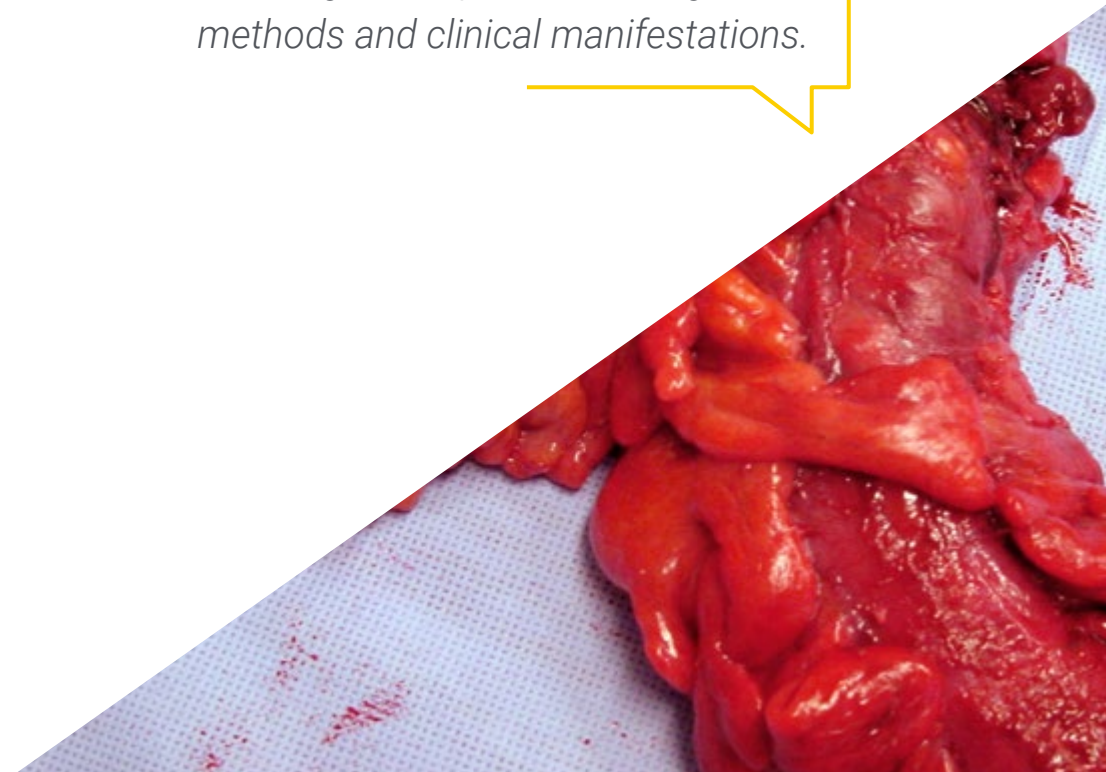
The program's teaching staff includes professionals from the sector who contribute their work experience to this educational program, as well as renowned specialists from leading societies and prestigious universities.

Its multimedia content, developed with the latest educational technology, will allow professionals to learn in a contextual and situated learning environment, i.e., a simulated environment that will provide immersive education programmed to prepare in real situations.

The design of this program focuses on Problem-Based Learning, by means of which professionals must try to solve the different professional practice situations that arise during the academic year. This will be done with the help of an innovative system of interactive videos made by renowned experts.

*It examines the new avenues of research that will shape the present and future approach to digestive medicine, including topics on nutrigenomics, precision medicine and artificial intelligence.*

*It delves into the latest developments in inflammatory bowel diseases, including developments in diagnostic methods and clinical manifestations.*



# 02 Objectives

Given how complex the field of digestive medicine can be, the objective of this program is none other than to bring the most important developments and novelties of recent years to specialists in the area. Thus, in a period of 1 year you will have obtained a complete overview of the most rigorous and important scientific postulates, provided in a modern multimedia format and downloadable from any device with internet connection.





“

*You will achieve your most ambitious updating goals thanks to the careful design and experience of the entire teaching staff”*



## General Objectives

---

- To update the knowledge of the origin, as well as the current scientific status of the diagnosis and treatment of IBD
- Manage nutritional and psychological aspects of the disease
- Manage different situations of this disease throughout life (childhood, senescence, pregnancy, lactation, controlled disease or outbreaks)
- Set up and manage specialized units for the management of Inflammatory Bowel Disease, creating teams composed of nurses, administrative personnel and physicians from other specialties such as radiologists, surgeons, pathologists, nutritionists or psychologists, among others



*Improve your medical skills by taking this Master's Degree in Inflammatory Diseases for Digestive Medicine"*





## Specific Objectives

---

### Module 1. Care and Pathophysiology of Inflammatory Bowel Disease

- ♦ To understand the etiopathogenic and pathophysiologic basis of inflammatory bowel disease
- ♦ Knowing how to differentiate between the different entities and their different behavior
- ♦ Advancing the diagnostic and therapeutic aspects of inflammatory bowel disease

### Module 2. Clinical Manifestations in Inflammatory Bowel Disease

- ♦ Understand the different clinical expressions of the different entities that make up the group of diseases known as Inflammatory Bowel Disease
- ♦ Know how to make a differential diagnosis between ulcerative colitis and Crohn's disease, as well as how to differentiate between other systemic diseases with similar clinical expression
- ♦ Catalog the extraintestinal manifestations frequently associated with inflammatory bowel disease

### Module 3. Diagnostic Methods in Inflammatory Bowel Disease

- ♦ Establish the analytical parameters useful to know the degree of activity of inflammatory bowel disease
- ♦ Know the data that abdominal ultrasound can provide as a diagnostic method and useful for the monitoring of Inflammatory Bowel Disease
- ♦ Manage the indications and main radiological features of CT and MRI in the diagnosis of inflammatory bowel disease
- ♦ Use the above features to establish a correct differential diagnosis between the entities that make up the group of inflammatory diseases with intestinal involvement
- ♦ Manage and know how to interpret the different clinical activity indexes

### Module 4. Role of endoscopy in inflammatory bowel disease

- ♦ Understand and interpret the main endoscopic data in inflammatory bowel disease
- ♦ Know the indications for the performance of therapeutic maneuvers in patients with inflammatory bowel disease, as well as the management of complications
- ♦ Master the indications for performing capsule endoscopy of the small bowel and colon
- ♦ Manage endoscopic follow-up protocols in patients with inflammatory bowel disease, as well as establish strategies for the prevention of colorectal cancer

### Module 5. Inflammatory Bowel Disease Specialty Basics

- ♦ Perform a correct assessment of the nutritional status of the patient with inflammatory bowel disease
- ♦ To assimilate the predisposing factors to develop inflammatory bowel disease from a nutritional point of view
- ♦ Manage the main characteristics of macro and micronutrients, as well as know how to detect the main deficiencies of these nutrients that appear in patients with inflammatory bowel disease, as well as their treatment
- ♦ To evaluate the different accesses for nutritional support (oral, enteral, parenteral), as well as to know the specific consumables, and to know their indications, compositions and duration

### Module 6. Inflammatory Intestine Disease Surgery

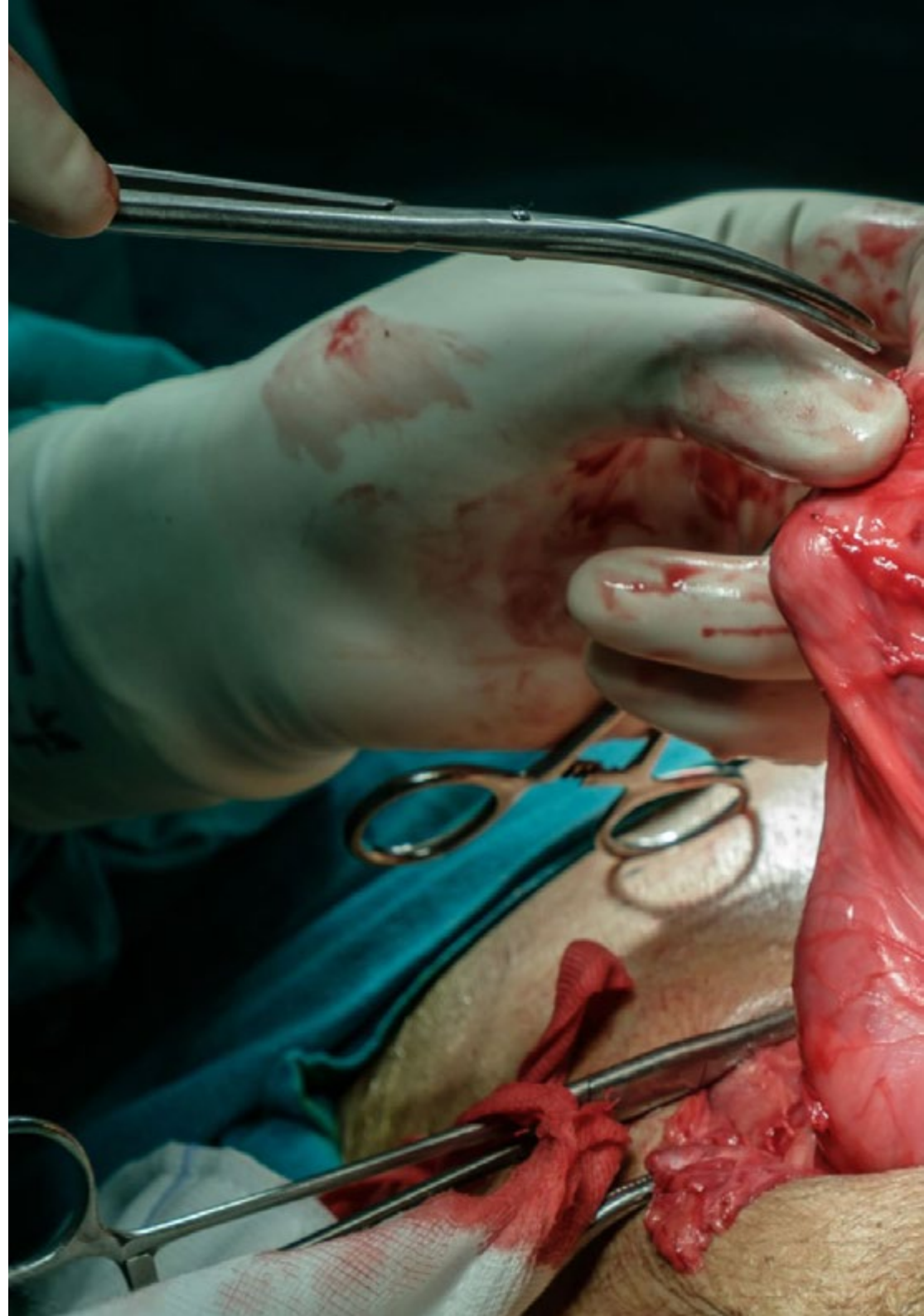
- ♦ Delve into the current indications according to clinical guidelines for surgical treatment in patients with Inflammatory Bowel Disease
- ♦ Specialize in the different surgical techniques available
- ♦ Be aware of the complications that may occur, as well as the medical management of recurrence prevention in previously operated patients
- ♦ Manage surgical indications in special situations, mainly perianal pathology
- ♦ Point out innovations in surgical approach techniques in patients with Inflammatory Bowel Disease

### Module 7. Inflammatory Bowel Disease Treatment

- ♦ Manage non-biologic systemic treatment in the different phases of Inflammatory Bowel Disease
- ♦ Master the different biologic drug options available in inflammatory bowel disease
- ♦ Optimize treatment according to available clinical guidelines
- ♦ Know management of medical treatment of patients in special situations (lactation, pregnancy, extraintestinal manifestations, etc.)

### Module 8. Inflammatory Bowel Disease in Pediatrics

- ♦ Understand the differential aspects in epidemiology, etiopathogenesis, diagnosis and treatment between pediatric versus adult inflammatory bowel disease
- ♦ Acquire skills in stratifying treatment in the different phases of the disease in pediatric patients, as well as to know the indications, contraindications and complications of the use of these drugs in pediatric patients
- ♦ Take into account aspects of quality of life, growth impairment and behavior of the disease in adulthood when it appears in childhood





### **Module 9. Inflammatory Bowel Disease Specialty Care Units**

- ♦ To deepen the structure, both physical and human resources, necessary to establish a Specialized Care Unit to patients with Inflammatory Bowel Disease
- ♦ Differentiate the diverse services involved in the care of these patients
- ♦ Establish protocols for action in special clinical situations
- ♦ Manage such a unit, regardless of the size of its work center

### **Module 10. New Research Avenues in Inflammatory Bowel Disease**

- ♦ Update research studies in genetics, etiopathogenesis, gut microbiota relationship and nutrigenomics with Inflammatory Bowel Disease
- ♦ Update clinical trials with drugs that explore new routes of action against inter- and intracellular communication molecules
- ♦ Specialize the student in new endoscopic techniques, as well as artificial intelligence prototypes that may be useful for use in patients with Inflammatory Bowel Disease

# 03 Skills

All the contents of the program have a practical approach, as a multitude of real clinical cases and examples of approaches are included so that the specialists not only acquire the rigorous and modern theory, but also their own practical application. In this way, they will be able to incorporate all the revised content practically on the fly into their own daily work.





“

*Master the latest diagnostic and endoscopic techniques, examining the appropriate capsules for each type of pathology”*



## General Skills

---

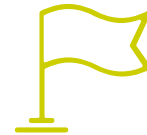
- ♦ Diagnose inflammatory digestive diseases and perform specific treatments for this pathology
- ♦ Coordinate professional teams for units specialized in inflammatory digestive diseases



*Update your knowledge with the Master's Degree in Inflammatory Diseases for Digestive Medicine and get access to a myriad of multimedia contents of high quality"*







## Specific Skills

---

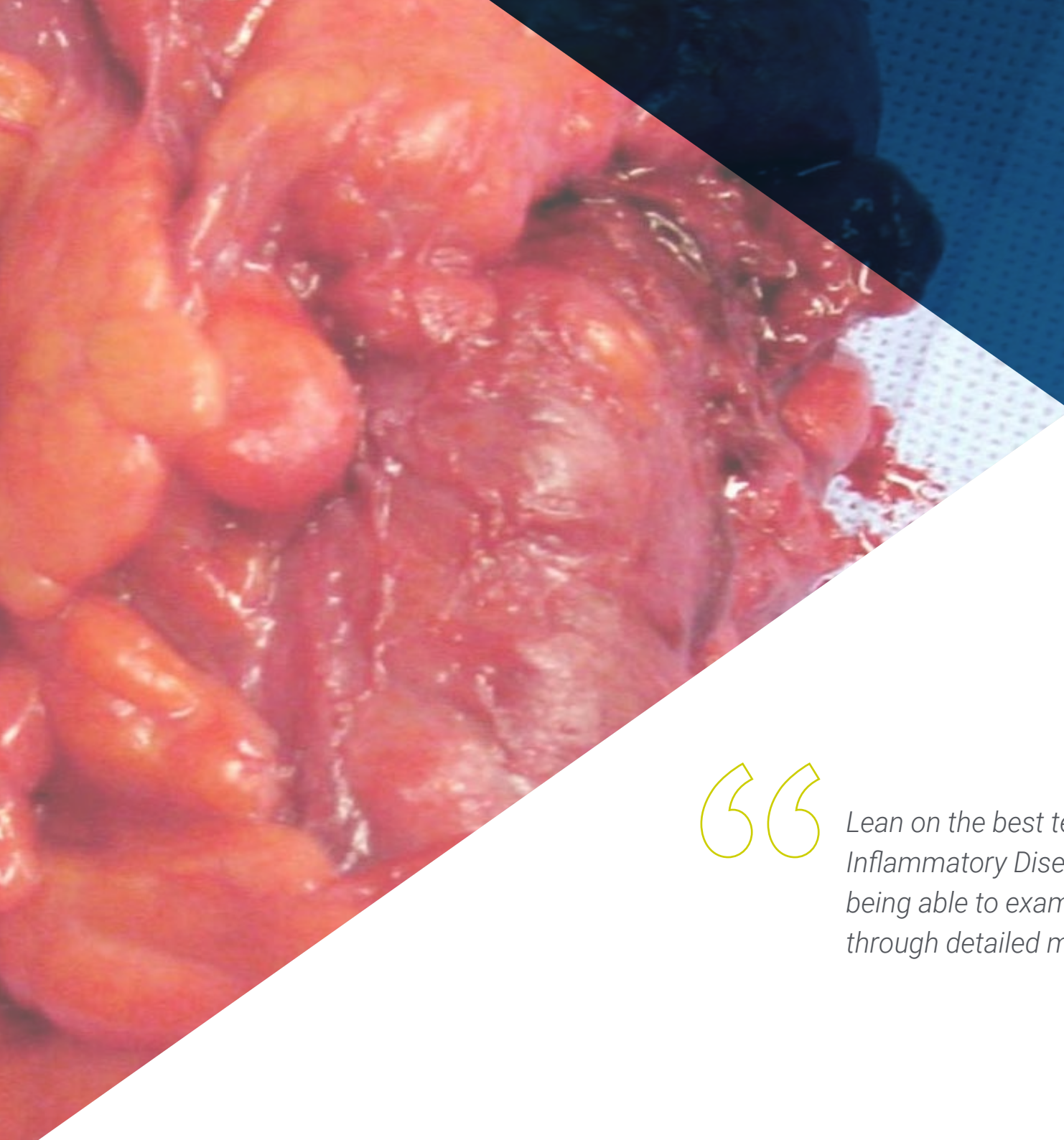
- ◆ To provide patients with the most effective therapeutic treatments
- ◆ Differentiate between the various diseases belonging to the group known as inflammatory bowel disease
- ◆ Perform CT and MRI tests and know how to analyze the results
- ◆ Perform endoscopies in inflammatory bowel disease and carry out the appropriate follow-up
- ◆ To know the nutritional status of patients with these diseases
- ◆ Surgical approach to patients with inflammatory digestive diseases
- ◆ Adjust treatments to patients with special circumstances (lactation, pregnancy, extraintestinal manifestations, etc.)
- ◆ To understand and treat inflammatory bowel disease in the pediatric patient
- ◆ Running specialized units for these diseases
- ◆ To learn about new clinical trials and apply new endoscopic techniques

# 04

# Course Management

All the contents of this program have been written by a team of experts in the field of the Digestive System, which gives a distinctive quality and practical vision to the topics covered. His experience in the treatment of Inflammatory Diseases has been key to the development of all the videos in detail and in focus videos available in the Virtual Campus.





“

*Lean on the best team of experts in Inflammatory Diseases for Digestive Medicine, being able to examine their clinical experience through detailed multimedia videos"*

## Management



### Dr. Meneu Díaz, Juan Carlos

- ◆ Head of the General and Digestive System Surgery Department at the Ruber Juan Bravo Hospital Complex
- ◆ Principal Investigator of the Applied Medical Research Group in Networking
- ◆ Co-director of the Oncocir Medical Research Chair
- ◆ Attending physician and head of section at the Hospital 12 de Octubre
- ◆ Attending Physician at the Ramón y Cajal Hospital
- ◆ Professor of Surgery at the European University of Madrid
- ◆ Doctor of Medicine and Surgery, from the Complutense University of Madrid
- ◆ Catedrático de Cirugía de la Universidad Europea de Madrid

## Professors

### Dr. Giovanni Giordano, Pietro

- ◆ Specialist in General Surgery, Robotic Surgery and Digestive System at the Ruber Juan Bravo Hospital Complex
- ◆ Specialist in General Surgery and Digestive System at Quirón South Hospital in Alcorcón
- ◆ Degree in Medicine from the University of Cagliari
- ◆ Specialization in General and Digestive Surgery at the Ramón y Cajal University Hospital
- ◆ Expert in Hepatic Surgery and Transplantation
- ◆ Specialization in Hepatobiliopancreatic Surgery and Transplantation bases

### Dr. Taboada Mostajo, Néstor Orlando

- ◆ Specialist in General and Digestive Surgery at 12 de Octubre Hospital in Madrid
- ◆ Specialist in General and Digestive System Surgery at the Ruber Juan Bravo Hospital Complex
- ◆ Medical Degree from Universidad San Francisco Xavier de Chuquisaca



05

# Structure and Content

All the contents have been prepared by experts in digestive medicine, guaranteeing specialists that all the modules and topics covered are focused on their professional update. Thus, you will find a Master's Degree that covers from the etiopathogenesis of inflammatory bowel disease to new avenues of research in digestive medicine.



Name  
ID  
Age  
Sex  
Comments

“

*Take advantage of a wealth of in-depth videos, interactive summaries and further reading to delve deeper into the modules and topics of most interest to you”*

## Module 1. Care and Pathophysiology of Inflammatory Bowel Disease

- 1.1. Inflammatory Bowel Disease Epidemiology
- 1.2. Inflammatory Bowel Disease Genetics
- 1.3. Environmental Factors in Inflammatory Bowel Disease
- 1.4. Intestinal Microbiota and Inflammatory Bowel Disease
- 1.5. Cellular Immune Response
  - 1.5.1. Innate immunity. Theories of the development of inflammatory bowel disease during pregnancy
  - 1.5.2. Lactation maternal and Inflammatory Bowel development manager Disease
- 1.6. adapted Immune Response. Mechanisms of inflammation
  - 1.6.1. Cytokines and chemokines
  - 1.6.2. Cellular Immunity
- 1.7. Inflammatory Bowel Disease Classification
- 1.8. Mechanisms shared with other systemic diseases with intestinal involvement
- 1.9. Differential Diagnosis
- 1.10. Inflammatory bowel disease in the life cycle. from the Childhood to the senescence

## Module 2. Clinical Manifestations in Inflammatory Bowel Disease

- 2.1. Anatomic Topography in Inflammatory Bowel Disease
- 2.2. Typical Clinical Presentations in Inflammatory Bowel Disease
- 2.3. Atypical Manifestations in Inflammatory Bowel Disease
- 2.4. Clinical Course of Inflammatory Bowel Disease
- 2.5. Assessment of the Severity of Inflammatory Bowel Disease
  - 2.5.1. Severity Indices in Ulcerative Colitis
  - 2.5.2. Severity Indexes in Crohn's Disease
- 2.6. Clinical Variants: Fistulizing Disease, Inflammatory Disease, Stenosis
- 2.7. Perianal Disease
- 2.8. Extraintestinal Manifestations of Inflammatory Bowel Disease
- 2.9. Clinical Manifestations in Other Inflammatory Bowel Diseases
- 2.10. Cancer and Inflammatory Bowel Disease





**Module 3. Diagnostic Methods in Inflammatory Bowel Disease**

- 3.1. Analytical Data
- 3.2. Abdominal ultrasound
- 3.3. X-Ray Tests CT, Entero-MRI
- 3.4. Pathologic Anatomy
- 3.5. Differential Diagnosis
- 3.6. Differences Between Ulcerative Colitis and Crohn's Disease
- 3.7. Inflammatory Bowel Disease Activity Indices
- 3.8. Diagnostic Criteria in Other Inflammatory Bowel Diseases
  - 3.8.1. Microscopic Colitis
  - 3.8.2. Bypass Colitis
  - 3.8.3. Solitary Rectal Ulcer Syndrome
- 3.9. Systemic Diseases with Intestinal Involvement
- 3.10. Other Diagnostic Methods in Inflammatory Bowel Disease: Conventional Radiology, Barium Studies, Nuclear Medicine, Etc

**Module 4. Role of endoscopy in inflammatory bowel disease**

- 4.1. Diagnostic Endoscopy. Endoscopic Manifestations
- 4.2. Small Bowel Capsule Endoscopy
  - 4.2.1. Technical Aspects
  - 4.2.2. Indications
  - 4.2.3. Complications
- 4.3. Endoscopic Capsule of the Colon
- 4.4. Therapeutic Endoscopy I. Polypectomy and Endoscopic Mucosal Resection
  - 4.4.1. Techniques
  - 4.4.2. Indications
  - 4.4.3. Complications

- 4.5. Therapeutic Endoscopy II. Endoscopic Submucosal Dissection
  - 4.5.1. Techniques
  - 4.5.2. Indications
  - 4.5.3. Complications
- 4.6. Therapeutic Endoscopy III. Endoscopic Treatment of Strictures
  - 4.6.1. Techniques
  - 4.6.2. Indications
  - 4.6.3. Complications
- 4.7. Endoscopy in the Assessment of Inflammatory Bowel Disease Relapses
- 4.8. Prevention of Colon Cancer in Inflammatory Bowel Disease
- 4.9. Endoscopic Findings in Other Inflammatory Bowel Diseases
- 4.10. New Endoscopic Techniques in the Diagnosis and Treatment of Inflammatory Bowel Disease

### Module 5. Inflammatory Bowel Disease Specialty Basics

- 5.1. Assessment of Nutritional Status
- 5.2. Relationship between nutritional aspects and development of inflammatory bowel disease
- 5.3. Inflammatory Bowel Disease Macro- and Micro-Nutrients
  - 5.3.1. Macronutrients
  - 5.3.2. Micronutrients
- 5.4. Dietary Supplementation
- 5.5. Malnutrition in Patients with Inflammatory Bowel Disease
- 5.6. Nutrition in inactive phases of inflammatory bowel disease
- 5.7. Nutrition in Outbreak of inflammatory bowel disease
- 5.8. Enteral Nutrition. Nasogastric, nasojejunal, PEG, PEY probes. Techniques and Guidelines
- 5.9. Parenteral Nutrition
- 5.10. Deficiency management (iron, zinc, vitamin D, zinc) in patients with inflammatory bowel disease

### Module 6. Inflammatory Intestine Disease Surgery

- 6.1. Indications for Surgical Treatment in Ulcerative Colitis
- 6.2. Indications for Surgical Treatment in Crohn's Disease
- 6.3. Indications for Surgical Treatment in Perianal Pathology
- 6.4. Surgical Techniques in Inflammatory Bowel Disease
- 6.5. Reservoir Pathology
- 6.6. Stomata Types and Management
- 6.7. Medical Treatment After Surgery in Inflammatory Bowel Disease
- 6.8. Complications of Surgical Treatment in Inflammatory Bowel Disease
- 6.9. Robotic Surgery in Inflammatory Bowel Disease
- 6.10. Single Port Surgery in Inflammatory Bowel Disease

### Module 7. Inflammatory Bowel Disease Treatment

- 7.1. Aminosalicylates
- 7.2. Systemic and Topical Corticosteroids
- 7.3. Immunomodulators and Immunosuppressants
- 7.4. Biological Treatments: Anti-TNF
- 7.5. Biological Therapies: Other Therapeutic Targets
- 7.6. Immunogenicity of Biological Treatments
- 7.7. Optimization of Treatment in Inflammatory Bowel Disease
- 7.8. Strategies in the Introduction, Maintenance and Discontinuation of Biologic Treatments
- 7.9. Other treatments
  - 7.9.1. Antibiotics
  - 7.9.2. Supplements
  - 7.9.3. Probiotics and Prebiotics
  - 7.9.4. Miscellaneous
- 7.10. Treatment in Special Situations
  - 7.10.1. Pregnancy
  - 7.10.2. Nursing
  - 7.10.3. Extraintestinal Manifestations

**Module 8. Inflammatory Bowel Disease in Pediatrics**

- 8.1. Epidemiology
- 8.2. Pathogenesis
- 8.3. Laboratory Tests
- 8.4. Diagnostic Imaging
- 8.5. Endoscopy in Pediatric Inflammatory Bowel Disease
- 8.6. Therapeutic Endoscopy in Pediatric Inflammatory Bowel Disease
- 8.7. Non-biological treatment in Pediatric Inflammatory Bowel Disease
- 8.8. Biological treatments in pediatric inflammatory bowel disease
- 8.9. Treatment stratification in Pediatric Inflammatory Bowel Disease
- 8.10. Evolution and quality of life in patients with pediatric inflammatory bowel disease

**Module 9. Inflammatory Bowel Disease Specialty Care Units**

- 9.1. Inflammatory Bowel Disease Specialty Nurses
- 9.2. Hospital units of Inflammatory Bowel Disease
- 9.3. Units of Inflammatory Bowel Disease
- 9.4. Inflammatory Bowel Disease Specialty Care Units
- 9.5. Vaccination recommendations in patients with Inflammatory Bowel Disease
- 9.6. Pregnancy and Inflammatory Bowel Disease
- 9.7. Lactation and Inflammatory Bowel Disease
- 9.8. Geriatrics and Inflammatory Bowel Disease
- 9.9. Multidisciplinary teams in the care of patients with Inflammatory Bowel Disease
- 9.10. Intercenter relations. Databases and clinical trials in Inflammatory Bowel Disease

**Module 10. New Research Avenues in Inflammatory Bowel Disease**

- 10.1. Etiopathogenesis: New Genes Involved
- 10.2. Predisposing Pathways to Inflammatory Mechanisms
- 10.3. Role of the Microbiota and the Microbiome in the Development of Inflammatory Bowel Disease
- 10.4. Fecal Transplantation in Inflammatory Bowel Disease
- 10.5. Inflammatory Bowel Disease Nutrigenomics
- 10.6. New Biological Treatments in Inflammatory Bowel Disease
- 10.7. Stem Cells and Inflammatory Bowel Disease
- 10.8. Apheresis Techniques in Inflammatory Bowel Disease
- 10.9. Precision Medicine. Systems Biology
- 10.10. Artificial Intelligence in Inflammatory Bowel Disease



*Gain access to an exemplary reference guide in the field of digestive medicine"*

06

# Methodology

This academic program offers students a different way of learning. Our methodology uses a cyclical learning approach: **Relearning**.

This teaching system is used, for example, in the most prestigious medical schools in the world, and major publications such as the **New England Journal of Medicine** have considered it to be one of the most effective.



“

*Discover Relearning, a system that abandons conventional linear learning, to take you through cyclical teaching systems: a way of learning that has proven to be extremely effective, especially in subjects that require memorization"*

## At TECH we use the Case Method

What should a professional do in a given situation? Throughout the program, students will face multiple simulated clinical cases, based on real patients, in which they will have to do research, establish hypotheses, and ultimately resolve the situation. There is an abundance of scientific evidence on the effectiveness of the method. Specialists learn better, faster, and more sustainably over time.

*With TECH you will experience a way of learning that is shaking the foundations of traditional universities around the world.*



According to Dr. Gérvas, the clinical case is the annotated presentation of a patient, or group of patients, which becomes a "case", an example or model that illustrates some peculiar clinical component, either because of its teaching power or because of its uniqueness or rarity. It is essential that the case is based on current professional life, trying to recreate the real conditions in the physician's professional practice.

“

*Did you know that this method was developed in 1912, at Harvard, for law students? The case method consisted of presenting students with real-life, complex situations for them to make decisions and justify their decisions on how to solve them. In 1924, Harvard adopted it as a standard teaching method”*

The effectiveness of the method is justified by four fundamental achievements:

1. Students who follow this method not only achieve the assimilation of concepts, but also a development of their mental capacity, through exercises that evaluate real situations and the application of knowledge.
2. Learning is solidly translated into practical skills that allow the student to better integrate into the real world.
3. Ideas and concepts are understood more efficiently, given that the example situations are based on real-life.
4. Students like to feel that the effort they put into their studies is worthwhile. This then translates into a greater interest in learning and more time dedicated to working on the course.



## Relearning Methodology

At TECH we enhance the case method with the best 100% online teaching methodology available: Relearning.

This university is the first in the world to combine the study of clinical cases with a 100% online learning system based on repetition, combining a minimum of 8 different elements in each lesson, a real revolution with respect to the mere study and analysis of cases.

*Professionals will learn through real cases and by resolving complex situations in simulated learning environments. These simulations are developed using state-of-the-art software to facilitate immersive learning.*





At the forefront of world teaching, the Relearning method has managed to improve the overall satisfaction levels of professionals who complete their studies, with respect to the quality indicators of the best online university (Columbia University).

With this methodology, more than 250,000 physicians have been trained with unprecedented success in all clinical specialties regardless of surgical load. Our pedagogical methodology is developed in a highly competitive environment, with a university student body with a strong socioeconomic profile and an average age of 43.5 years old.

*Relearning will allow you to learn with less effort and better performance, involving you more in your specialization, developing a critical mindset, defending arguments, and contrasting opinions: a direct equation to success.*

In our program, learning is not a linear process, but rather a spiral (learn, unlearn, forget, and re-learn). Therefore, we combine each of these elements concentrically.

The overall score obtained by TECH's learning system is 8.01, according to the highest international standards.



This program offers the best educational material, prepared with professionals in mind:



#### Study Material

All teaching material is produced by the specialists who teach the course, specifically for the course, so that the teaching content is highly specific and precise.

These contents are then applied to the audiovisual format, to create the TECH online working method. All this, with the latest techniques that offer high quality pieces in each and every one of the materials that are made available to the student.



#### Surgical Techniques and Procedures on Video

TECH introduces students to the latest techniques, the latest educational advances and to the forefront of current medical techniques. All of this in direct contact with students and explained in detail so as to aid their assimilation and understanding. And best of all, you can watch the videos as many times as you like.



#### Interactive Summaries

The TECH team presents the contents attractively and dynamically in multimedia lessons that include audio, videos, images, diagrams, and concept maps in order to reinforce knowledge.

This exclusive educational system for presenting multimedia content was awarded by Microsoft as a "European Success Story".



#### Additional Reading

Recent articles, consensus documents and international guidelines, among others. In TECH's virtual library, students will have access to everything they need to complete their course.





#### Expert-Led Case Studies and Case Analysis

Effective learning ought to be contextual. Therefore, TECH presents real cases in which the expert will guide students, focusing on and solving the different situations: a clear and direct way to achieve the highest degree of understanding.



#### Testing & Retesting

We periodically evaluate and re-evaluate students' knowledge throughout the program, through assessment and self-assessment activities and exercises, so that they can see how they are achieving their goals.



#### Classes

There is scientific evidence on the usefulness of learning by observing experts. The system known as Learning from an Expert strengthens knowledge and memory, and generates confidence in future difficult decisions.



#### Quick Action Guides

TECH offers the most relevant contents of the course in the form of worksheets or quick action guides. A synthetic, practical, and effective way to help students progress in their learning.



07

# Certificate

The Professional Master's Degree in Inflammatory Diseases for Digestive Medicine guarantees students, in addition to the most rigorous and up-to-date education, access to a Professional Master's Degree diploma issued by TECH Global University.





“

*Successfully complete this program and receive your university qualification without having to travel or fill out laborious paperwork”*

This program will allow you to obtain your **Professional Master's Degree certificate in Inflammatory Diseases for Digestive Medicine** endorsed by **TECH Global University**, the world's largest online university.

**TECH Global University** is an official European University publicly recognized by the Government of Andorra ([official bulletin](#)). Andorra is part of the European Higher Education Area (EHEA) since 2003. The EHEA is an initiative promoted by the European Union that aims to organize the international training framework and harmonize the higher education systems of the member countries of this space. The project promotes common values, the implementation of collaborative tools and strengthening its quality assurance mechanisms to enhance collaboration and mobility among students, researchers and academics.

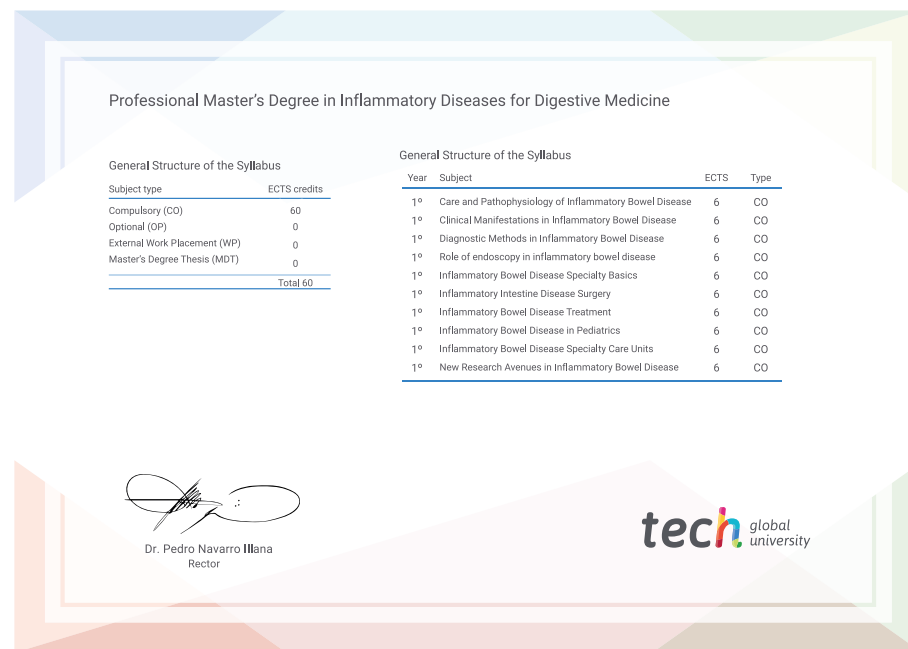
This **TECH Global University** title is a European program of continuing education and professional updating that guarantees the acquisition of competencies in its area of knowledge, providing a high curricular value to the student who completes the program.

Title: **Professional Master's Degree in Inflammatory Diseases for Digestive Medicine**

Modality: **online**

Duration: **12 months**

Accreditation: **60 ECTS**



\*Apostille Convention. In the event that the student wishes to have their paper certificate issued with an apostille, TECH Global University will make the necessary arrangements to obtain it, at an additional cost.



## Professional Master's Degree

### Inflammatory Diseases for Digestive Medicine

- › Modality: online
- › Duration: 12 months
- › Certificate: TECH Global University
- › Credits: 60 ECTS
- › Schedule: at your own pace
- › Exams: online

# Professional Master's Degree

Inflammatory Diseases  
for Digestive Medicine

