

# Professional Master's Degree

## Electrotherapy in Rehabilitation Medicine





## Professional Master's Degree Electrotherapy in Rehabilitation Medicine

- » Modality: online
- » Duration: 12 months
- » Certificate: TECH Global University
- » Credits: 60 ECTS
- » Schedule: at your own pace
- » Exams: online

Website: [www.techtute.com/us/medicine/professional-master-degree/master-electrotherapy-rehabilitation-medicine](http://www.techtute.com/us/medicine/professional-master-degree/master-electrotherapy-rehabilitation-medicine)

# Index

01

Introduction

---

*p. 4*

02

Objectives

---

*p. 8*

03

Skills

---

*p. 14*

04

Course Management

---

*p. 18*

05

Structure and Content

---

*p. 24*

06

Methodology

---

*p. 28*

07

Certificate

---

*pág.36*

# 01

# Introduction

The application of electromagnetic fields has demonstrated, over time, its efficacy in the treatment of different pathologies. Its application ranges from the generation of analgesia to the stimulation of nerve fibers, including the modulation of the activity of different encephalic areas. Its therapeutic possibilities and the different forms of application in which it can be applied make it a form of intervention of great interest for professionals involved in the field of rehabilitation. This Professional Master's Degree has compiled in a single training course the most updated knowledge and techniques, with innovation and new therapeutic proposals developed in a flexible but intensive learning process, which will allow the student to progress quickly and easily.





“

*Learn about the latest advances in electrotherapy and all the new developments in this field, with this high-quality Professional Master's Degree that we put in your hands"*

In recent years, the number of research studies related to electrotherapy has grown, mainly those focused on invasive techniques. These include percutaneous analgesic techniques, in which needles are used as electrodes, as well as transcranial stimulation, either of an electrical nature or through the use of magnetic fields. Based on these latest applications, the field of action of electrotherapy is widening and can be applied to various types of population, ranging from subjects with chronic pain to neurological patients.

The objective of the Professional Master's Degree in Electrotherapy in Rehabilitation Medicine is to present in an updated way the applications of electrotherapy in neuromusculoskeletal pathologies, always based on scientific evidence when selecting the most appropriate type of current in each case. To this end, the neurophysiological bases are always presented at the beginning of each module, so that learning is complete. Each module is supported by practical applications of each type of current, so that the integration of the knowledge of the pathology and its treatment is complete.

This knowledge ranges from muscle contraction mechanisms to somatosensory transmission mechanisms, which makes it essential to have a broad knowledge of both the pathophysiological mechanisms of the subject and the physicochemical basis of electrotherapy.

All the content is available in a 100% online modality that provides the student with the ease of being able to study it comfortably, wherever and whenever they want. All you need is a device with internet access to take your career one step further. A modality according to the current times with all the guarantees to position the professional in a highly demanded sector.

This **Professional Master's Degree in Electrotherapy in Rehabilitation Medicine** contains the most complete and up-to-date scientific program on the market. The most important features of the program include:

- » The development of more than 75 case studies presented by experts in Electrotherapy in Rehabilitation Medicine
- » The graphic, schematic, and eminently practical contents with which they are created provide scientific and practical information on the disciplines that are essential for professional
- » New developments on the role of the rehabilitation physician in the application of electrotherapy
- » Practical exercises where self-assessment can be used to improve learning
- » Algorithm-based interactive learning system for decision-making in the situations that are presented to the student
- » Its special emphasis on research methodologies on electrotherapy applied to Rehabilitation Medicine
- » Theoretical lessons, questions to the expert, debate forums on controversial topics, and individual reflection assignments
- » Content that is accessible from any fixed or portable device with an Internet connection



*Acquire the necessary knowledge in the neurophysiological bases that justify the operation of electrotherapy, with practical examples and in a totally contextual way"*

“

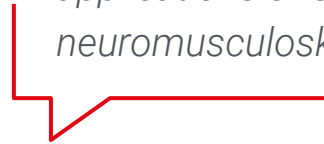
*This 100% online Professional Master's Degree will allow you to combine your Studies with your professional work, while increasing your knowledge in this field”*

The teaching staff includes professionals from the field of Medicine, who bring their experience to this training program, as well as renowned specialists from leading societies and prestigious universities.

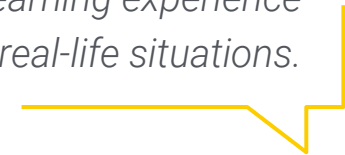
The multimedia content, developed with the latest educational technology, will provide the professional with situated and contextual learning, i.e., a simulated environment that will provide immersive training programmed to train in real situations.

This program is designed around Problem Based Learning, whereby the professional must try to solve the different professional practice situations that arise during the academic year. For this, the professional will have the help of an innovative interactive video system made by recognized experts in Electrotherapy in Rehabilitation Medicine, with great experience.

*The most effective way to achieve the best training in the various applications of electrotherapy in neuromusculoskeletal pathologies.*



*This Professional Master's Degree offers training in simulated environments, which provides an immersive learning experience designed to train for real-life situations.*



# 02 Objectives

The Professional Master's Degree in Electrotherapy in Rehabilitation Medicine has been developed to improve and promote the professional's ability to act in their daily practice, with respect to the knowledge they should have about the evolution of electrotherapy and the physical basis of electric current. Through an approach focused on efficiency, professionals will be able to take their knowledge to the highest level of updating, enabling them to act as a specialist in this field. In this sense, a series of general and specific objectives have been established that will guide students to achieve their goals.







“

*With the objective of excellence, this Professional Master's Degree will teach you to approach the patient's integral approach as a reference model in the achievement of healthcare excellence"*



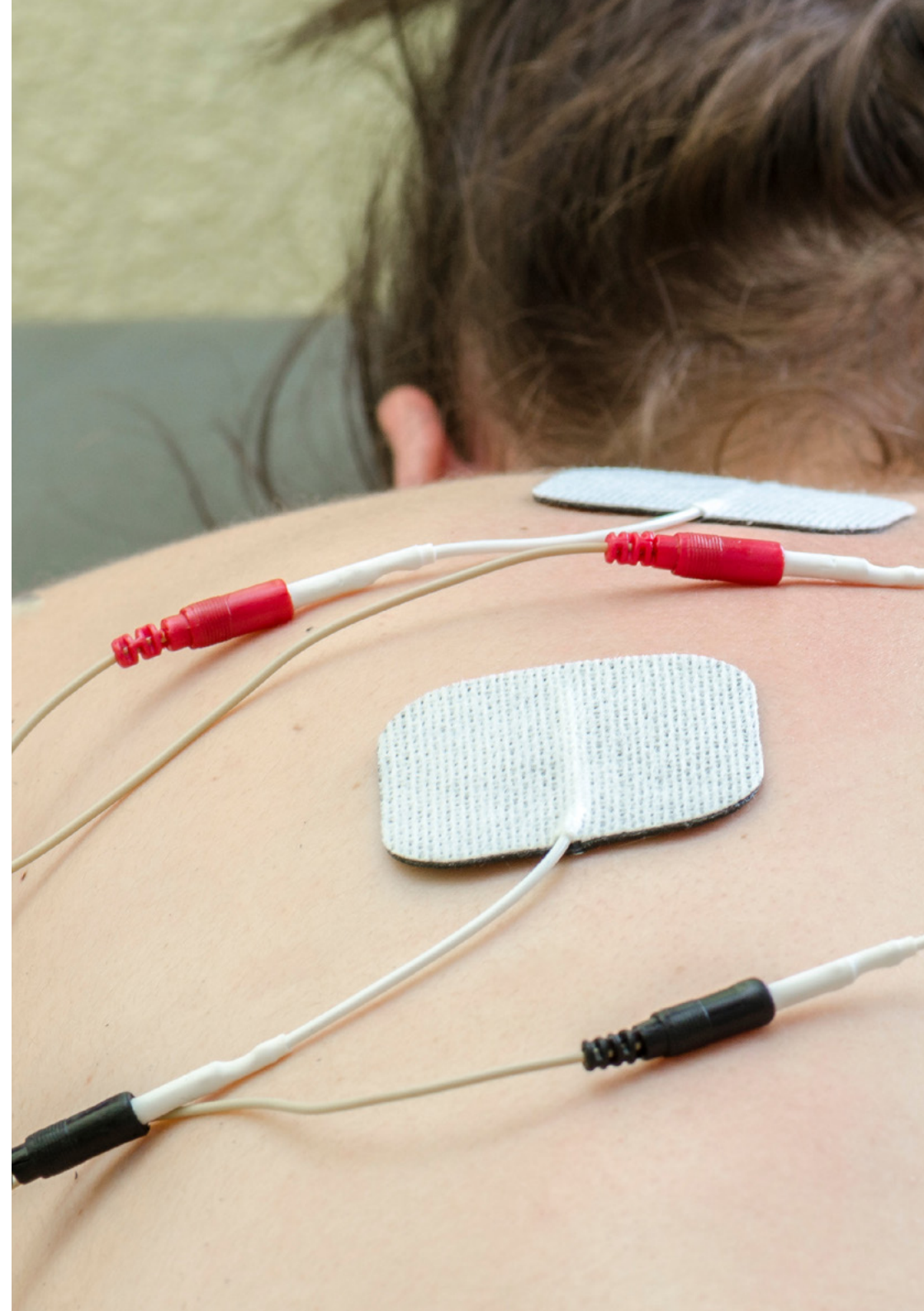
## General Objectives

---

- » Update the knowledge of the Rehabilitation Medicine professional in the field of Electrotherapy
- » Promote work strategies based on a comprehensive approach to the patient as a standard model for achieving excellent care
- » Encourage the acquisition of technical skills and abilities, through a powerful audiovisual system, and the possibility of development through online simulation workshops and/or specific training
- » Encourage professional stimulation through continuing education and research



*Identifies the analgesic effects of high- and low-frequency and Brunt-type TENS with an updated syllabus"*





## Specific Objectives

---

### Module 1. Principles of Electrotherapy

- » Learn about the evolution of electrotherapy and the physical basis of electric current
- » Study the bases of nervous and muscular physiopathology
- » Identify the main parameters of electric current and those applied to electrotherapy
- » Know the waveform-dependent currents

### Module 2. Electrotherapy and Analgesia

- » Study the main nociceptive receptors and pathways
- » Identify treatments for pain with pharmacological and non-pharmacological methods
- » Know the regulatory mechanisms of nociceptive transmission
- » Learn the modulating effects of electrotherapy

### Module 3. Galvanic Currents Iontophoresis

- » Know the fundamentals and classification of the TENS type current
- » Identify the types and application of electrodes, depending on the importance of pulse width
- » Study the applications and contraindications of TENS
- » Analyze the effects of high and low frequencies



#### Module 4. Variable Intensity Currents

- » Know the analgesic effects of high and low frequency and Brunt type TENS
- » Identify the effects of currents of varying intensities
- » Know the type and application of variable current electrodes

#### Module 5. High Frequency Electrotherapy

- » Update knowledge on the physical fundamentals of high frequency
- » Know the physiological and therapeutic effects of high frequency
- » Identify the fundamentals and applications of shortwaves
- » Analyze the fundamentals and applications of microwaves
- » Identify the fundamentals and applications of tertiary therapy

#### Module 6. Electromagnetic Fields

- » Updating of knowledge on the physical principles of lasers
- » Learning about the physiological and therapeutic effects of lasers
- » Identify the physiological and therapeutic effects of infrared
- » Know the main parameters of magnetic fields, as well as the types of emitters and their application

#### Module 7. Ultrasound Therapy

- » Identify the physical principles of ultrasound therapy, as well as the physiological effects
- » Analyze the parameters and methodologies of ultrasound therapy
- » Study the applications of ultrasound therapy in tendon and muscle pathologies
- » Analyze the use of ultrasound therapy in peripheral nerve disorders





### **Module 8. Neuromuscular Electrostimulation**

- » Learning about the principles of muscle contraction
- » Identify the main neuromuscular injuries
- » Study the main excitomotor currents and interferential currents
- » Identify the described benefits of electrostimulation training

### **Module 9. Shock Waves**

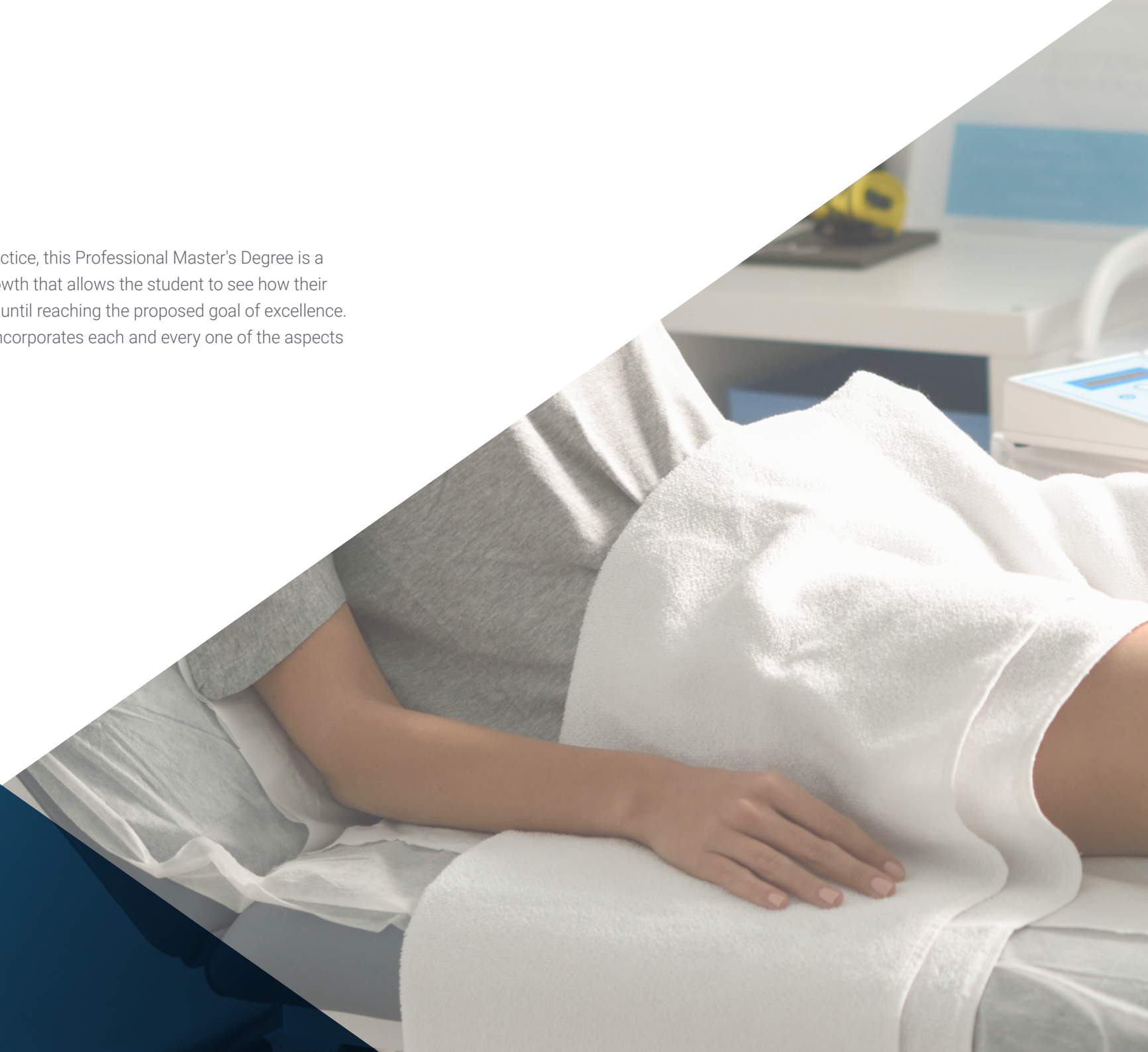
- » Discuss the recommendations of the scientific societies on shock waves
- » Know the physical and biological principles of shock waves
- » You identify the types of generators and focal applicators
- » Know the indications, recommendations, contraindications and side effects of shock waves

### **Module 10. CNS and PNS electrotherapy**

- » Establish criteria for nerve injury assessment
- » Know the main trends in neurological rehabilitation
- » Learn the application of electrotherapy in cases of motor rehabilitation
- » Know the basics of non-invasive brain stimulation

# 03 Skills

With a development focused on practice, this Professional Master's Degree is a gradual process of competence growth that allows the student to see how their capacity in this area grows steadily until reaching the proposed goal of excellence. With the quality of a program that incorporates each and every one of the aspects that the professional has to master.





“

*Learn to intervene in all fields of application of electrotherapy with the mastery of the latest developments in the use in neurological rehabilitation and other disorders"*

After completing this training, the professional will be able to:



## General Skills

---

- » Possess and understand knowledge that provides a basis or opportunity to be original in the development and/or application of ideas, often in a research context
- » Apply acquired knowledge and problem-solving skills in new or unfamiliar environments within broader (or multidisciplinary) contexts related to their area of study
- » Integrate knowledge and face the complexity of making judgments based on incomplete or limited information, including reflections on the social and ethical responsibilities linked to the application of their knowledge and judgments
- » Communicate its conclusions – the ultimate knowledge and rationale behind them) to specialized and non-specialized audiences in a clear and unambiguous manner
- » Acquire the learning skills that will enable them to continue studying in a manner that will be largely self-directed or autonomous







## Specific Skills

---

- » Know the physical basis of the different types of electrotherapy used in rehabilitation
- » Understand the physiological fundamentals of each type of current
- » Know the therapeutic effects of each type of current
- » Perform the practical application of each type of current in different pathologies
- » Update the main concepts of each type of current
- » Incorporate new technologies into daily practice, knowing their advances, limitations and future potential



*Get the competencies of a specialist with a high-level training process created to boost your progress and your professional practice"*

04

# Course Management

The teaching staff, experts in the application of the different systems and techniques of electrotherapy, has a wide prestige in the profession. All of them have been chosen for their excellent experience in Rehabilitation Medicine and are professionals with years of teaching experience that offer the student of the Professional Master's Degree the most complete, direct and real vision of the work with electrotherapy in Rehabilitation Medicine.





“

*Learn from professionals in this field and you will be able to get, first hand, the most realistic view of this type of medical intervention"*

## Management



### Dr. del Villar Belzunce, Ignacio

- ♦ Head of the Rehabilitation and Physical Medicine Department of the Rey Juan Carlos I Hospital in Móstoles. Madrid
- ♦ Specialist in Physical Medicine and Rehabilitation, University Hospital La Paz, Madrid.
- ♦ Head of the Rehabilitation and Physical Medicine Associate Department of the Rey Juan Carlos I Hospital in Móstoles
- ♦ Specialist Physician in the Rehabilitation and Physical Medicine Service of the Rey Juan Carlos I Hospital in Móstoles
- ♦ Professor of ultrasound-guided interventional techniques in the locomotor system Quierón Salud
- ♦ Degree in Medicine and Surgery from the University of Zaragoza.
- ♦ Specialist in Physical Medicine and Rehabilitation, University Hospital La Paz, Madrid.

## Professors

### Ms. Pulido Poma, Rosa Mercedes

- » Physician specializing in Physical Medicine and Rehabilitation in the Rehabilitation Service of the Hospital Universitario Rey Juan Carlos Móstoles, Madrid
- » Physician specializing in Physical Medicine and Rehabilitation At Santa Rosa Hospital, Lima, Peru
- » Physician specializing in Physical Medicine and Rehabilitation Alberto L. Barton Hospital Callao, Peru
- » Surgeon, San Fernando School of Medicine - Universidad Nacional Mayor de San Marcos, Lima, Peru.
- » Surgeon, San Fernando School of Medicine - Universidad Nacional Mayor de San Marcos, Lima, Peru

### Ms. Sánchez Gómez, Gema

- » Attending Physician in the specialty of Physical Medicine and Rehabilitation at the Rey Juan Carlos de Móstoles University Hospital, Madrid
- » Medical Specialist in Physical Medicine and Rehabilitation at Jaca Clinic, Madrid
- » Specialist Physical Medicine and Rehabilitation. Rey Juan Carlos Hospital, Móstoles, Madrid
- » Degree in Medicine from the Complutense University of Madrid

### Dr. Salmerón Celi, Miguel Bernardo

- » Specialist Physician/Physical Medicine and Rehabilitation (General Rehabilitation and Pelvic Floor Unit). Rey Juan Carlos University Hospital. Móstoles, Madrid
- » Specialist Physician/Physical Medicine and Rehabilitation (General Rehabilitation and Shock Waves Unit). Rey Juan Carlos University Hospital. Móstoles, Madrid
- » Specialist Physician/Traumatology Service. Rey Juan Carlos University Hospital. Móstoles, Madrid
- » Medical Surgeon Degree, San Martin de Porres, Lima-Peru Private University
- » Specialist in Physical Medicine and Rehabilitation, University Hospital La Fe, Valencia.
- » Doctorate, Research Work: "Effects of Nitric Oxide in the Treatment of Rotator Cuff Tendinitis". In the Applied Sports Sciences program
- » Diploma of Advanced Studies (DAS): Applied Sports Sciences, Faculty of Physiology. University of Valencia

**Dr. Castaño Pérez, Iker**

- » Specialist in the Rey Juan Carlos University Hospital
- » Experience in M.I.R. Physical medicine and rehabilitation. At San Carlos Clinical Hospital
- » Rehabilitation Service Niño Jesús Pediatric University Hospital
- » Degree in Medicine at University de Navarra, Spain
- » Course of Musculoskeletal Ultrasound. Expert in Ultrasound Diagnosis of Locomotor System Injuries. San Carlos Clinical Hospital
- » Clinical Collaborator at Teachers Complutense University of Madrid

**Ms. López Hermoza, Jenny Gladys**

- » Assistant Physician, Rehabilitation Service, Hospital Rey Juan Carlos
- » Resident Physician of Physical Medicine and Rehabilitation, Fundación Jiménez Díaz University Hospital, Madrid.
- » Surgeon from Universidad Nacional Mayor de San Marcos Lima-Peru, with homologation to Medical Degree in Spain.
- » Specialist in Family and Community Medicine at the ADM Sureste of Madrid.
- » Doctorate Courses s Degree in Biomedical Sciences at the Complutense University of Madrid. Presentation of work as research proficiency: "Anemia as a prevalent factor in Heart Failure", with the qualification of outstanding in obtaining the diploma of advanced studies (DEA).

**Ms. Ortiz de Urbina, Marta Galván**

- » Department of Physical Medicine and Rehabilitation, University Hospital Rey Juan Carlos, Madrid.
- » Department of Physical Medicine and Rehabilitation, Fundación Jiménez Díaz, Madrid.
- » Degree in Medicine and Surgery from the Complutense University of Madrid
- » Master's Degree in Medical Assessment of Disability and Bodily Injury for Social Protection
- » Master's Degree in Clinical Phoniatics
- » Course of Musculoskeletal Ultrasound. Expert in Ultrasound Diagnosis of Locomotor System Injuries





**Ms. Aguirre Sánchez, Irene**

- » F.E.A. of Physical Medicine and Rehabilitation in the Physical Medicine and Rehabilitation Service of the Regional Hospital García Orcoyen of Estella. Navarra, Spain
- » Echoguided interventional rehabilitation. Meixoeiro Hospital Vigo, Spain
- » Spinal cord injury unit National Hospital of Paraplegics. Toledo, Spain
- » Degree in Medicine from the University of Navarra, Spain
- » Specialist in Physical Medicine and Rehabilitation at the Navarra Hospital Complex, Spain.
- » University Expert "Musculoskeletal Ultrasound", Francisco de Vitoria Online University
- » University expert "Prescription of physical exercise", UPNA. Face-to-Face

**Dr. Torres Noriega, Daniel**

- » Rehabilitation Physician. Rehavitalis Clinic Madrid - Spain
- » Emergency and primary care physician. Manises Hospital. Valencia, Spain
- » Prehospital Medical Assistance. Vallada Ambulances Valencia, Spain
- » Medical Surgeon Central University of Venezuela
- » Physical medicine and rehabilitation. Ramón y Cajal University Hospital Spain
- » Master's Degree in Integration and Clinical Problem Solving in Medicine. University of Alcalá, Spain
- » Theoretical and practical course for the treatment of spasticity in stroke.

05

# Structure and Content

The curriculum is a high-level training tool designed to translate the effort and dedication invested in learning into real, measurable achievements that maintain stimulation and motivation throughout the process. Throughout the modules that make up the Professional Master's Degree, students will study each and every one of the aspects that the rehabilitation physician must master to ensure their competence in this type of intervention.







“

*A complete and current syllabus configured as a high-quality training tool of exceptional quality"*

## Module 1. Principles of Electrotherapy

- 1.1. Evolution of Electrotherapy
- 1.2. Physical Basis of Electric Current
- 1.3. Basis of Nerve Pathophysiology
- 1.4. Basis of Muscular Pathophysiology
- 1.5. Main Parameters of Electric Current
- 1.6. Parameters Applied to Electrotherapy
- 1.7. Classification of the Most Commonly Used Currents
- 1.8. Waveform-Dependent Currents
- 1.9. Current Transmission Electrodes
- 1.10. Bipolar and Tetrapolar Application Importance of Polarity Alternation

## Module 2. Electrotherapy and Analgesia

- 2.1. Pain
- 2.2. Nociception
- 2.3. Main Nociceptive Receptors
- 2.4. Main Nociceptive Principles
- 2.5. Pain Treatments: Pharmacological and Non-pharmacological
- 2.6. Regulatory Mechanisms of Nociceptive Transmission
- 2.7. *Gate control*: Electrotherapy and Analgesia
- 2.8. Modulating Effects of Electrotherapy
- 2.9. High Frequency and Analgesia
- 2.10. Low Frequency and Analgesia

## Module 3. Galvanic Currents Iontophoresis

- 3.1. Fundamentals of TENS Type Current
- 3.2. Classification of TENS Type Current
- 3.3. Concept of Accommodation
- 3.4. Analgesic Effects of High and Low Frequency TENS and Burst Type TENS
- 3.5. Electrodes: Types and Application Importance of Pulse Width
- 3.6. Applications and Contraindications of TENS
- 3.7. Fundamentals and Parameters of Interferential Currents
- 3.8. Effects of High and Low Frequency

- 3.9. Electrodes: Type and Application Importance and Adjustment of the Frequency Spectrum Concept of Accommodation
- 3.10. Applications and Contraindications

## Module 4. Variable Intensity Currents

- 4.1. Fundamentals of TENS Type Current
- 4.2. Classification of TENS Type Current
- 4.3. Concept of Accommodation
- 4.4. Analgesic Effects of High and Low Frequency TENS and Burst Type TENS
- 4.5. Electrodes: Types and Application Importance of Pulse Width
- 4.6. Applications and Contraindications of TENS
- 4.7. Fundamentals and Parameters of Interferential Currents
- 4.8. Effects of High and Low Frequency
- 4.9. Electrodes: Type and Application Importance and Adjustment of the Frequency Spectrum Concept of Accommodation
- 4.10. Applications and Contraindications

## Module 5. High Frequency Electrotherapy

- 5.1. Physical Fundamentals of High Frequency
- 5.2. Physiological Effects of High Frequency
- 5.3. Therapeutic Effects of High Frequency
- 5.4. Shortwave: Fundamentals and Applications
- 5.5. Shortwave: Indications and Contraindications
- 5.6. Microwaves: Fundamentals and Applications
- 5.7. Microwaves: Indications and Contraindications
- 5.8. Tecartherapy: Fundamentals
- 5.9. Tecartherapy: Applications
- 5.10. Tecartherapy: Indications and Contraindications

## Module 6. Electromagnetic Fields

- 6.1. Laser: Physical Principles
- 6.2. Physiological and Therapeutic Effects of Laser
- 6.3. Practical Applications and Contraindications
- 6.4. Infrared Radiation: Physical Principles
- 6.5. Physiological and Therapeutic Effects of Infrared

- 6.6. Practical Applications and Contraindications
- 6.7. Magnetotherapy: Physical Principles, Main Parameters of Magnetic Fields, Types of Emitters and Their Application
- 6.8. Physiological and Therapeutic Effects Magnetotherapy
- 6.9. Clinical Applications and Contraindications
- 6.10. High Intensity Inductive Therapy

### Module 7. Ultrasound Therapy

- 7.1. Physical Principles of Ultrasound Therapy
- 7.2. Physiological Effects of Ultrasound Therapy
- 7.3. Parameters and Methodologies of Ultrasound Therapy
- 7.4. Shoulder and Elbow Ultrasound Therapy (US)
- 7.5. Hands and Wrist Ultrasound Therapy (US)
- 7.6. Hip and Knee Ultrasound Therapy (US)
- 7.7. Ankle and Foot Ultrasound Therapy (US)
- 7.8. Ultrasound Therapy (US) in Lumbar Region
- 7.9. Ultrasonophoresis
- 7.10. High Frequency Ultrasound Therapy. OPAF Practical Applications and Contraindications

### Module 8. Neuromuscular Electrostimulation

- 8.1. Principles of Muscular Contraction
- 8.2. Main Neuromuscular Injuries
- 8.3. Electric Currents
- 8.4. Principles of Electromyography
- 8.5. Main Excitomotor Currents Neo-faradic Currents
- 8.6. Main Interferential Currents Kotz's Currents
- 8.7. Clinical Applications of Electrostimulation
- 8.8. Described Benefits of Electrostimulation Training
- 8.9. Body Map of the Location of the Electrostimulation Electrodes
- 8.10. Contraindications and Precautions of Electrostimulation

### Module 9. Shock Waves

- 9.1. Recommendations from Scientific Societies
- 9.2. Physical Principles of Shock Waves
- 9.3. Biological Effects of Shock Waves
- 9.4. Types of Generators and Focal Applicators
- 9.5. Pressure Wave Generator and Applicators
- 9.6. Indications and Recommendations
- 9.7. Contraindications and Secondary Effects
- 9.8. Types of Indications I: Standard Approved Indications
- 9.9. Types of Indications II: Indications Empirically Proven Common Clinical Uses
- 9.10. Types of Indications III: Exceptional and Experimental Indications

### Module 10. CNS and PNS electrotherapy

- 10.1. Assessment of Nerve Injury Principles of Innervation
- 10.2. Main Trends in Neurological Rehabilitation
- 10.3. Electrotherapy for Motor Rehabilitation in the Patient
- 10.4. Electrotherapy for Somatosensory Rehabilitation in Neurological Patients
- 10.5. Electromodulation
- 10.6. Non-Invasive Brain Stimulation: Introduction
- 10.7. Transcranial Magnetic Stimulation
- 10.8. Transcranial Direct Current
- 10.9. Practical Applications
- 10.10. Contraindications

06

# Methodology

This training program provides you with a different way of learning. Our methodology uses a cyclical learning approach: **Relearning**.

This teaching system is used, for example, in the most prestigious medical schools in the world, and major publications such as the **New England Journal of Medicine** have considered it to be one of the most effective.



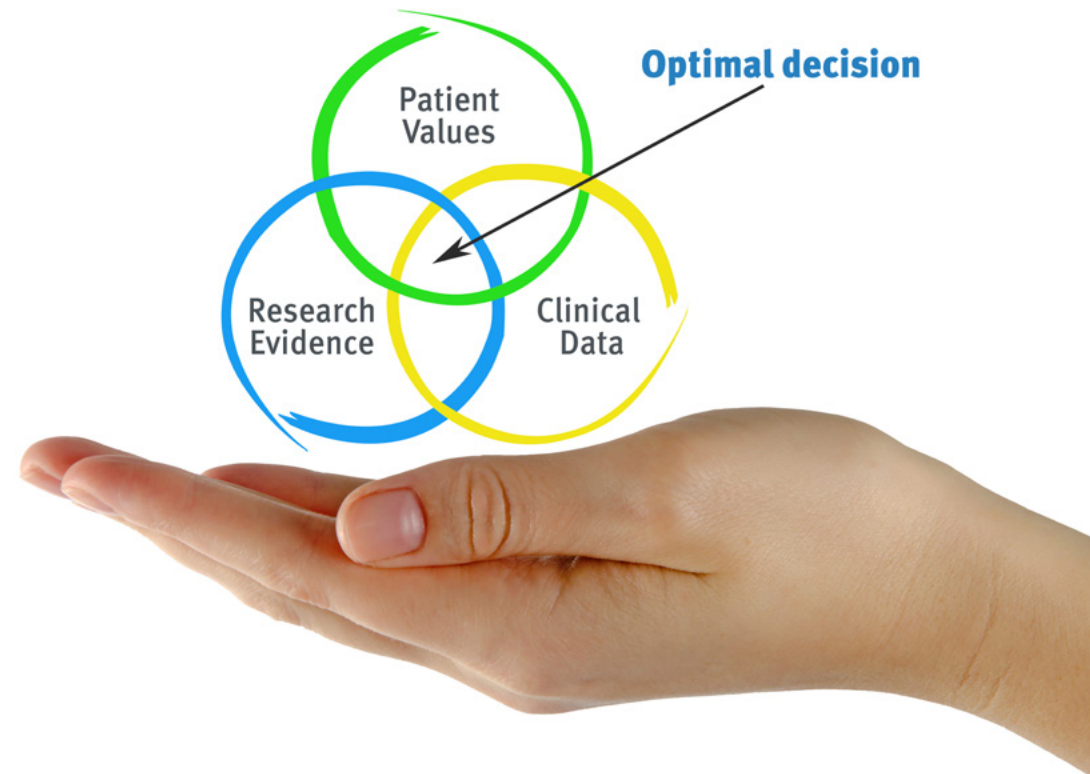
“

*Discover Relearning, a system that abandons conventional linear learning, to take you through cyclical teaching systems: A way of learning that has proven to be extremely effective, especially in subjects that require memorization"*

## At TECH we use the Case Method

What should a professional do in a given situation? Throughout the program, students will face multiple simulated clinical cases, based on real patients, in which they will have to do research, establish hypotheses, and ultimately resolve the situation. There is abundant scientific evidence on the effectiveness of the method. Specialists learn better, faster, and more sustainably over time.

*With TECH you will experience a way of learning that is shaking the foundations of traditional universities around the world.*



According to Dr. Gervas, the clinical case is the annotated presentation of a patient, or group of patients, which becomes a "case", an example or model that illustrates some peculiar clinical component, either because of its teaching power or because of its uniqueness or rarity. It is essential that the case is based on current professional life, trying to recreate the real conditions in the physician's professional practice.

“

*Did you know that this method was developed in 1912, at Harvard, for law students? The case method consisted of presenting students with real-life, complex situations for them to make decisions and justify their decisions on how to solve them. In 1924, Harvard adopted it as a standard teaching method”*

The effectiveness of the method is justified by four fundamental achievements:

1. Students who follow this method not only achieve the assimilation of concepts, but also a development of their mental capacity, through exercises that evaluate real situations and the application of knowledge.
2. Learning is solidly translated into practical skills that allow the student to better integrate into the real world.
3. Ideas and concepts are understood more efficiently, given that the example situations are based on real-life.
4. Students like to feel that the effort they put into their studies is worthwhile. This then translates into a greater interest in learning and more time dedicated to working on the course.



## Relearning Methodology

At TECH we enhance the Harvard case method with the best 100% online teaching methodology available: Relearning.

This university is the first in the world to combine the study of clinical cases with a 100% online learning system based on repetition, combining a minimum of 8 different elements in each lesson, a real revolution with respect to the mere study and analysis of cases.



*Professionals will learn through real cases and by resolving complex situations in simulated learning environments. These simulations are developed using state-of-the-art software to facilitate immersive learning.*



At the forefront of world teaching, the Relearning method has managed to improve the overall satisfaction levels of professionals who complete their studies, with respect to the quality indicators of the best Spanish-speaking online university (Columbia University).

With this methodology, more than 250,000 physicians have been trained with unprecedented success in all clinical specialties regardless of surgical load. Our pedagogical methodology is developed in a highly competitive environment, with a university student body with a high socioeconomic profile and an average age of 43.5 years old.

*Relearning will allow you to learn with less effort and better performance, involving you more in your specialization, developing a critical mindset, defending arguments, and contrasting opinions: A direct equation to success.*

In our program, learning is not a linear process, but rather a spiral (learn, unlearn, forget, and re-learn). Therefore, we combine each of these elements concentrically.

The overall score obtained by TECH's learning system is 8.01, according to the highest international standards.



This program offers the best educational material, prepared with professionals in mind:



#### Study Material

All teaching material is produced by the specialists who teach the course, specifically for the course, so that the teaching content is highly specific and precise.

These contents are then applied to the audiovisual format, to create the TECH online working method. All this, with the latest techniques that offer high-quality pieces in each and every one of the materials that are made available to the student.



#### Surgical Techniques and Procedures on Video

TECH introduces students to the latest techniques, the latest educational advances and to the forefront of current medical techniques. All of this in direct contact with students and explained in detail so as to aid their assimilation and understanding. And best of all, you can watch the videos as many times as you like.



#### Interactive Summaries

The TECH team presents the contents attractively and dynamically in multimedia lessons that include audio, videos, images, diagrams, and concept maps in order to reinforce knowledge.

This exclusive multimedia content presentation training Exclusive system was awarded by Microsoft as a "European Success Story".



#### Additional Reading

Recent articles, consensus documents and international guidelines, among others. In TECH's virtual library, students will have access to everything they need to complete their course.





#### Expert-Led Case Studies and Case Analysis

Effective learning ought to be contextual. Therefore, TECH presents real cases in which the expert will guide students, focusing on and solving the different situations: A clear and direct way to achieve the highest degree of understanding.



#### Testing & Re-testing

We periodically evaluate and re-evaluate students' knowledge throughout the program, through assessment and self-assessment activities and exercises: So that they can see how they are achieving your goals.



#### Classes

There is scientific evidence on the usefulness of learning by observing experts: The system termed Learning from an Expert strengthens knowledge and recall capacity, and generates confidence in the face of difficult decisions in the future.



#### Quick Action Guides

TECH offers the most relevant contents of the course in the form of worksheets or quick action guides. A synthetic, practical, and effective way to help students progress in their learning.



07

# Certificate

The Professional Master's Degree in Electrotherapy in Rehabilitation Medicine guarantees, in addition to the most rigorous and up-to-date training, access to a Professional Master's Degree issued by TECH Global University.





“

*Successfully complete this training program and receive your diploma without travel or laborious paperwork”*

This private qualification will allow you to obtain a **Professional Master's Degree diploma in Electrotherapy in Rehabilitation Medicine** endorsed by **TECH Global University**, the world's largest online university.

**TECH Global University** is an official European University publicly recognized by the Government of Andorra ([official bulletin](#)). Andorra is part of the European Higher Education Area (EHEA) since 2003. The EHEA is an initiative promoted by the European Union that aims to organize the international training framework and harmonize the higher education systems of the member countries of this space. The project promotes common values, the implementation of collaborative tools and strengthening its quality assurance mechanisms to enhance collaboration and mobility among students, researchers and academics.

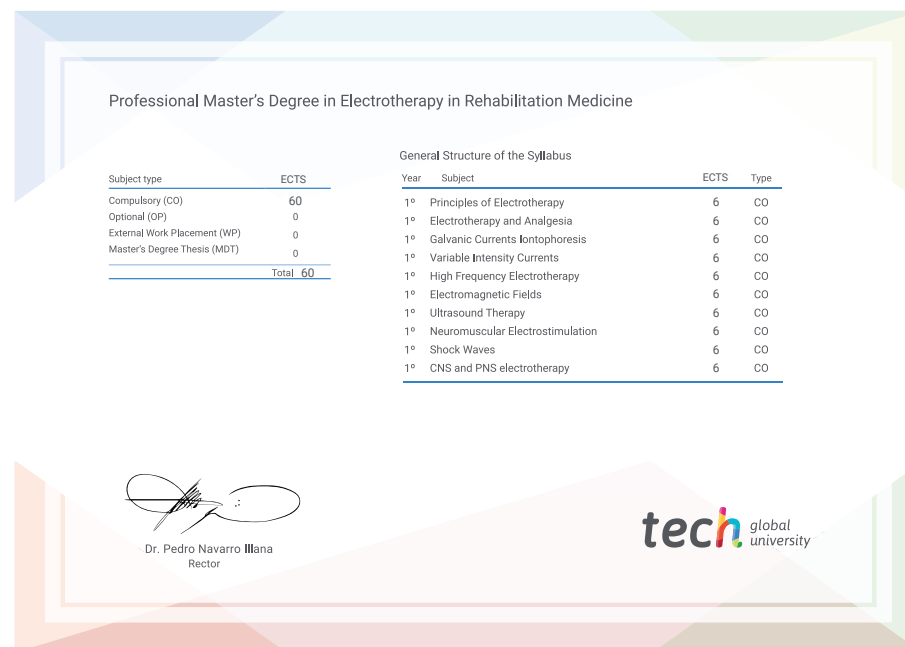
This **TECH Global University** private qualification is a European program of continuing education and professional updating that guarantees the acquisition of competencies in its area of knowledge, providing a high curricular value to the student who completes the program.

Title: **Professional Master's Degree in Electrotherapy in Rehabilitation Medicine**

Modality: **online**

Duration: **12 months**

Accreditation: **60 ECTS**



\*Apostille Convention. In the event that the student wishes to have their paper diploma issued with an apostille, TECH Global University will make the necessary arrangements to obtain it, at an additional cost.

future

health

confidence people

education information tutors

guarantee accreditation teaching

institutions technology learning

community commitment

**tech** global  
university

## Professional Master's Degree

Electrotherapy in Rehabilitation  
Medicine

- » Modality: online
- » Duration: 12 months
- » Certificate: TECH Global University
- » Credits: 60 ECTS
- » Schedule: at your own pace
- » Exams: online

# Professional Master's Degree

## Electrotherapy in Rehabilitation Medicine

