

**Postgraduate Diploma**  
Vision therapy. Geriatric  
and Pediatric Optometry



## Postgraduate Diploma Vision therapy. Geriatric and Pediatric Optometry

- » Modality: online
- » Duration: 6 months
- » Certificate: TECH Technological University
- » Dedication: 16h/week
- » Schedule: at your own pace
- » Exams: online

Website: [www.techtute.com/pk/medicine/postgraduate-diploma/postgraduate-diploma-visual-therapy-geriatric-pediatric-optometry](http://www.techtute.com/pk/medicine/postgraduate-diploma/postgraduate-diploma-visual-therapy-geriatric-pediatric-optometry)

# Index

01

Introduction

---

*p. 4*

02

Objectives

---

*p. 8*

03

Course Management

---

*p. 12*

04

Structure and Content

---

*p. 16*

05

Methodology

---

*p. 24*

06

Certificate

---

*p. 32*

# 01

# Introduction

The main objective of this complete program is for students to consolidate their knowledge of binocular vision in different patient profiles, as well as visual therapy intervention.

The Postgraduate Diploma is focused so that through the different topics students can know, understand, learn and integrate knowledge from an eminently practical and clinical point of view based on existing evidence.





“

*The latest advances in the area of optical technologies and clinical optometry compiled in a highly efficient Postgraduate Diploma that will optimize your effort with the best results”*



Continuous training in the latest optometric technologies and treatments is essential in professional updating, preparing to take on jobs that are increasingly integrated into the healthcare system, both public and private.

The Postgraduate Diploma in Visual Therapy. Geriatric and Pediatric Optometry covers the main fields of action for optometrists, always with the highest level of updating and with a first class teaching staff. The study plan has been designed from the perspective and experience of experts highly specialized in their modules, and immersed in the clinical world, which has led us to know the current and future training challenges.

Vision therapy is an area of optometry that deals with training and re-educating the different skills of the visual system when they are deficient, with the aim of allowing maximum visual performance with minimum effort. In other cases this reeducation is focused on the use of visual rest, and in other cases the necessary training to prevent and improve performance.

This Postgraduate Diploma has been clearly and robustly directed to the clinical field, preparing students to develop in this field with extensive theoretical and practical knowledge in optometry.

Students will follow modules, each of them structured in 10 topics. Each topic consists of a theoretical introduction, explanations by the professor, activities, etc., in such a way that learning becomes an enjoyable journey to high-level knowledge in Optical Instrumentation and Clinical Optometry.

In conclusion, this Postgraduate Diploma provides professionals with the theoretical and clinical knowledge necessary to address any of the specialties within Optics and Optometry, as well as opening the door to clinical research.

The **Postgraduate Diploma in Visual Therapy. Geriatric and Pediatric Optometry** presents the characteristics of a high-level scientific, teaching and technological training. These are some of its most notable features:

- More than 100 clinical cases presented by experts in the different specialties.
- The graphic, schematic, and eminently practical contents with which they are created provide scientific and practical information on the disciplines that are essential for professional practice.
- The latest developments in Vision Therapy. Geriatric and Pediatric Optometry.
- The presentation of hands-on workshops on procedures, diagnostic and therapeutic techniques.
- An algorithm-based interactive learning system for decision-making in the clinical situations presented throughout the course.
- Theoretical lessons, questions to the expert, debate forums on controversial topics, and individual reflection assignments.
- Content that is accessible from any fixed or portable device with an Internet connection.



*The Postgraduate Diploma in Visual Therapy. Geriatric and Pediatric Optometry will help you keep up to date to provide comprehensive quality care to patients”*

“ *This Postgraduate Diploma is the best investment you can make when choosing a refresher program to expand your existing knowledge of Visual Therapy. Geriatric and Pediatric Optometry*”

*All the necessary methodology for non-specialist medical professionals in the field of clinical optometry, in a specific and concrete Postgraduate Diploma.*

*We have the best didactic material, an innovative methodology and a 100% online training, which will facilitate your study.*

The teaching staff is made up of professionals belonging to the field of Visual Therapy and Geriatric and Pediatric Optometry, who bring to this training the experience of their work, as well as recognized specialists from reference societies and prestigious universities.

The multimedia content, developed with the latest educational technology, will provide the professional with situated and contextual learning, i.e., a simulated environment that will provide an immersive training experience designed to train for real-life situations.

This program is designed around Problem Based Learning, where the medical professional must try to solve the different professional practice situations that arise during the course. For this purpose, the specialist will be assisted by an innovative interactive video system created by renowned and experienced experts in treating patients in children with extensive experience.



02

# Objectives

This Postgraduate Diploma is designed to effectively update physician knowledge in order to provide quality care based on the latest scientific evidence that guarantees patient safety.







“

*If you are looking for success in your profession, we can help you achieve it. We offer you the most complete training on Optical Technologies and Clinical Optometry”*



## General Objectives

---

- Learn the binocular vision anomalies that, from a clinical evidence point of view, can be treated with vision therapy
- Manage the different visual therapy techniques in accommodative, oculomotor and perceptual dysfunctions, from a multidisciplinary point of view
- Learn the most advanced examination and treatment techniques for low vision, updating new concepts and techniques to apply directly in professional clinical practice
- Acquire the necessary knowledge to assess the ocular structure and visual development of children, and the procedures based on clinical guidelines and current evidence
- Assess and diagnose visual anomalies, and plan a strategy for prevention, evaluation and intervention appropriate to patient age and condition



## Specific Objectives

---

- Interpret the different variables involved in a complete medical history
- Acquire criteria and procedures according to age, reason for visit and prognosis
- Consolidate the necessary bases, procedures and materials
- Thoroughly understand assessment results
- Establish an optometric diagnosis
- Consolidate the necessary bases, procedures and materials
- Know, integrate and establish consultation protocols according to optometric diagnosis
- Strengthen procedures
- Know, integrate and establish consultation protocols according to optometric diagnosis
- Deepen in the visual alterations that can occur in an acquired brain injury
- Interpret results, appropriate patient selection and intervention plan using vision therapy
- Specialize in what visual skills are involved in a grassroots and/or elite athlete
- Learning to establish consultation protocols
- Lay the foundations for evidence-based vision therapy intervention and interdisciplinary work
- Learn to develop a professional communication exercise with other professionals
- In-depth knowledge of the types of conditions that cause mild, medium and severe visual impairment
- In-depth knowledge of the visual alterations that occur in the different types of pathologies and non-ocular conditions that affect the visual system
- Learn the visual examination protocol to be performed for the detection and follow-up of the patient with low vision Know TR techniques applied to patients

- ♦ Present the latest advances in low vision aids, examination techniques, and patient and family support
- ♦ In-depth knowledge of the new protocols for examination, treatment and action in a multidisciplinary manner
- ♦ Broaden professional projection, being able to evaluate, diagnose and treat patients with low vision, who are currently neglected to a great extent by optometrists, since it is still a "young" discipline, unknown to society and a great part of eye care professionals
- ♦ Consolidate optometric goals in the pediatric population
- ♦ Deepen in the evolutionary scale of the child
- ♦ Consolidate knowledge of the visual pathway and its development
- ♦ Know and relate the neurophysiological basis of vision to the different visual skills
- ♦ Delve deep into the clinical guidelines related to the pediatric population
- ♦ Specialize in the prevalence in the pediatric population and relate it to clinical practice
- ♦ Learning how to interact with pediatric patients
- ♦ Strengthen procedures in a pediatric setting
- ♦ Learn how to take medical histories according to age and reason for the visit
- ♦ Interpret a clinical history and establish a pre-diagnosis
- ♦ Learn how to perform assessment according to patient age and condition
- ♦ Integrate and interpret clinical results
- ♦ Learn how to establish pediatric optometric diagnoses
- ♦ Learn how to create different models of referral reports and interprofessional communication



*A path to achieve training and professional growth that will propel you towards a greater level of competitiveness in the employment market"*

03

# Course Management

The program includes in its teaching staff leading experts in the Visual Therapy, Geriatric and Pediatric Optometry, who pour the experience of their work into this training. Additionally, other recognized experts participate in its design and preparation, completing the program in an interdisciplinary manner.







“

*Leading professionals in the field have come together to teach you the latest advances in Advanced Visual Therapy. Geriatric and Pediatric Optometry”*



## Management



### Dr. Calvache Anaya, José Antonio

- ♦ Doctor in Optometry and Vision Sciences
- ♦ Postgraduate Diploma in Statistics Applied to Health Sciences
- ♦ Optometrist at Clínica Baviera in Palma de Mallorca

## Professors

### Dr. De Lamo Requena, Mercedes

- ♦ Diploma in Optics- Optometry from the University of Valencia.
- ♦ Technical Director of IVOP "Institut Valencià d'Optometria".

### Dr. Fernández Villar, Ricardo Roca

- ♦ Optometrist Optician. RCO Retiplus , Acesight , Orcam My Eye electronic glasses for visual impairment.
- ♦ Specialist in Low Vision in the Ophthalmology Service of Quirón Málaga.



*An impressive teaching staff, made up of professionals from different areas of expertise, will be your teachers during your training: a unique opportunity not to be missed"*



# 04

## Structure and Content

The content structure has been designed by a team of professionals who recognize the implications of training in the medical practice Advanced of Visual Therapy and Geriatric and Pediatric Optometry, who are aware of the current relevance of specialization to be able to treat pediatric patients with urgent pathology, and who are committed to quality teaching through new educational technologies.







“

*The Postgraduate Diploma in Visual Therapy. Geriatric and Pediatric Optometry will help you keep up to date to provide comprehensive quality care to patients”*

## Module 1. Vision Therapy in Clinical Practice

- 1.1. Anamnesis
  - 1.1.1. Patient's Medical History
  - 1.1.2. Triad: Patient, Family and Optometrist
- 1.2. Assessment of Sensory and Accommodative Function
  - 1.2.1. Sensory Function: Suppression and Stereopsis
  - 1.2.2. Accommodative Dysfunctions
  - 1.2.3. Necessary Material
- 1.3. Vergence and Oculomotor Function Assessment
  - 1.3.1. Vergenital Dysfunctions
  - 1.3.2. Oculomotor Dysfunctions
  - 1.3.3. Necessary Material
- 1.4. Visual Information Processing Assessment
  - 1.4.1. Relation Between Vision and Learning
  - 1.4.2. Visuospatial Skills
  - 1.4.3. Visual Analysis Skills
  - 1.4.4. Visuomotor Integration Skills
- 1.5. Visual Therapy in Non-strabismic Dysfunctions
  - 1.5.1. Intervention in Accommodative Dysfunctions
  - 1.5.2. Intervention in Binocular Dysfunctions
  - 1.5.3. Intervention in Oculomotor Dysfunctions
- 1.6. Visual Therapy in Amblyopia and Strabismus
  - 1.6.1. Types of Amblyopia Intervention
  - 1.6.2. Interventions in Strabismus
- 1.7. Visual Therapy in Brain Damage with Visual Impairment
  - 1.7.1. Classification of Brain Injuries
  - 1.7.2. Visual Problems after Acquired Brain Injury
  - 1.7.3. Eye Test
  - 1.7.4. Prognosis and Intervention Plan
- 1.8. Vision Therapy in Sports and Other Professions
  - 1.8.1. Sport Vision
  - 1.8.2. Visual Skills According to Sports Discipline
  - 1.8.3. Techniques and Procedures for Athlete Selection and Training
  - 1.8.4. Vision Therapy in Other Professions

- 1.9. Vision Therapy in Comorbidity with Neurodevelopmental Disorders, Low Vision, People With Disabilities and Functional Diversity
  - 1.9.1. Visual Examination in Neurodevelopmental Disorders
  - 1.9.2. Intervention Protocols According to Current Evidence and Clinical Guidelines
  - 1.9.3. Visual Therapy in Patients With Low Vision
  - 1.9.4. Triad: Student, Family and School
- 1.10. Transdisciplinary Practice in Vision Therapy
  - 1.10.1. Optometric Report Templates
  - 1.10.2. Communication with the Family
  - 1.10.3. Communication with the Patient
  - 1.10.4. Communication with Healthcare Professionals
  - 1.10.5. Communication with the School
  - 1.10.6. Visual Intervention in the Classroom

## Module 2. Low Vision and Geriatric Optometry

- 2.1. Low Vision, Definition and Current Classifications
  - 2.1.1. Definition, New Terms and Concepts
  - 2.1.2. What Is a Low Vision Test?
  - 2.1.3. Functional Vision
  - 2.1.4. New Concept of Fragile Vision
  - 2.1.5. Different Classifications, a Single Protocol?
  - 2.1.6. Statistics Related to Visual Impairment of All Types
  - 2.1.7. Acceptions and Terminology
  - 2.1.8. Low Vision Statistics
  - 2.1.9. Low Vision Decalogue
- 2.2. Ocular Pathologies and Other Conditions Causing Low Vision
  - 2.2.1. Degenerative and Non-Degenerative Pathologies
  - 2.2.2. Classification of These Pathologies According to Their Condition
  - 2.2.3. Physiopathogenesis
  - 2.2.4. Risk Factors
  - 2.2.5. Current Evolution of These Pathologies, Epidemiology
  - 2.2.6. Adjustment Process to Visual Impairment
  - 2.2.7. Low Vision in Children and Infants



- 2.3. Anamnesis in Low Vision and Multidisciplinary Intervention
  - 2.3.1. Preliminary Considerations
  - 2.3.2. Guidelines for Interacting with Low Vision Individuals
  - 2.3.3. Role of the Patient's Family and/or Companions
  - 2.3.4. How to Communicate the Information
  - 2.3.5. Accompanying the Low Vision Individuals
  - 2.3.6. Patient Selection, Success or Failure, Outcome Prognoses
- 2.4. Clinical Intervention Protocol for Low Vision Individuals or Who Suffer Moderate to Severe Visual Loss
  - 2.4.1. WHO Diagram
  - 2.4.2. Individuals Eligible for Low Vision Adaptive Aids and Visual Rehabilitation
  - 2.4.3. Improved Intervention for People with Low Vision, Fragile Vision, or Neurological Injuries
  - 2.4.4. Tips for Professionals to Help Patients and Family Members
  - 2.4.5. Interdisciplinary Referral Protocol
  - 2.4.6. Interaction Visually Impaired Individuals
  - 2.4.7. Same Conditions, Different Solutions
- 2.5. Low Vision Consultation Material
  - 2.5.1. Attitude and Aptitude
  - 2.5.2. Material in Low Vision and Geriatrics
  - 2.5.3. Tests Required for Evaluation
  - 2.5.4. Which Commercial Products Are Useful?
  - 2.5.5. Organizing a Low Vision Consultation
  - 2.5.6. Patient and Family Support Reports
- 2.6. Low Vision and Geriatric Vision Patient Examination
  - 2.6.1. Core Values in Caring for Low Vision and Geriatric Patients
  - 2.6.2. Dunning-Kruger Effect in Professionals
  - 2.6.3. Refraction in Low Vision Patients
  - 2.6.4. Distant Vision
  - 2.6.5. Near Vision
  - 2.6.6. What Does the Patient Want?
- 2.7. Visual and Non-visual Aids in Visual Limitation, Low Vision and Geriatrics
  - 2.7.1. Optical Aids, Classification
  - 2.7.2. Non-Optical Aids Environment in Low Vision Patients
  - 2.7.3. Electronic Aids, Classification and Utility
  - 2.7.4. Latest Technologies and Artificial Intelligence for Low Vision
  - 2.7.5. How to Create Positive Circumstances
- 2.8. Light, Its Importance and Basic Concepts Needed for Low Vision
  - 2.8.1. Notions of Light Spectrum
  - 2.8.2. Basic Concepts
  - 2.8.3. Adaptation to Light and Darkness in Low Vision
  - 2.8.4. Glare, a Fundamental Factor in Low Vision and Geriatrics
  - 2.8.5. Variable of Objects Influencing Vision
  - 2.8.6. Selective Filters: Not Everything Goes
- 2.9. Training in Low Vision Patient Support, Accompaniment and Follow Up
  - 2.9.1. Optimal Choice in Patient Aids
  - 2.9.2. Clear and Documented Information about Prescribed Aids
  - 2.9.3. Guidelines for Training Aids
  - 2.9.4. Specific Training in Distance, Medium and Near Vision
  - 2.9.5. Expectations and Perceptions
  - 2.9.6. Multidisciplinary Follow-up and Intervention, Training
  - 2.9.7. Concepts of TR and Patient Orientation
- 2.10. Geriatric Optometry Aging and Vision Problems
  - 2.10.1. Pillars of Geriatrics
  - 2.10.2. Aging and Visual Impairment
  - 2.10.3. Significant Physical Changes
  - 2.10.4. Personal Autonomy Assessment
  - 2.10.5. Most Relevant Neuropsychological Characteristics
  - 2.10.6. Optometric Examination in Geriatric Patients
  - 2.10.7. Appropriate Corrections in Geriatric Patients
  - 2.10.8. Welfare Support


### Module 3. Geriatric Optometry

- 3.1. Introduction
  - 3.1.1. Optometric Goals in the Pediatric Population
  - 3.1.2. Developmental Scale for First-years Children
- 3.2. Visual System Development
  - 3.2.1. The Visual Pathway: Retina-Lateral Geniculate Body-Visual Cortex
  - 3.2.2. Other Routes, Structures and Connections
- 3.3. Epidemiology and Clinical Guidelines
  - 3.3.1. Preliminary Considerations
  - 3.3.2. Prevalence of Refractive Errors, Amblyopia, and Strabismus
  - 3.3.3. Other Prevalences
- 3.4. Cabinet Design and Optometrist Aptitude
  - 3.4.1. The Optometrist and Children
  - 3.4.2. Pediatric Practice Design
  - 3.4.3. Inclusion from Diversity
- 3.5. Medical History in the Pediatric Population
  - 3.5.1. Anamnesis From 0 to 3 Years Old
  - 3.5.2. Anamnesis From 3 to 7 Years Old
  - 3.5.3. Anamnesis From 7 to 18 Years Old
- 3.6. Visual Acuity, Refractive Status and Contrast Sensitivity in the Pediatric Population
  - 3.6.1. Development of Visual Acuity in Pediatric Population
  - 3.6.2. Refraction and Its Evolution in the Pediatric Population
  - 3.6.3. Contrast Sensitivity in Pediatric Population
- 3.7. Accommodation and Oculomotor Function in the Pediatric Population
  - 3.7.1. Accommodation in Pediatric Population
  - 3.7.2. Function in Pediatric Population
- 3.8. Binocular Function and Perceptual Assessment
  - 3.8.1. Binocular Function
  - 3.8.2. Perceptual Assessment and Other Skills
- 3.9. Detection of Pathological Alterations in the Pediatric Population
  - 3.9.1. Detection of Alterations in the Anterior Pole
  - 3.9.2. Detection of Posterior Pole Alterations



- 3.10. Transdisciplinary Involvement of Optometrists in Vision Therapy
  - 3.10.1. Communication with Other Health Care Providers
  - 3.10.2. Communication with Educational Professionals

“*A unique, key, and decisive training experience to boost your professional development”*



05

# Methodology

This training program provides you with a different way of learning. Our methodology uses a cyclical learning approach: ***Re-learning***.

This teaching system is used in the most prestigious medical schools in the world, and major publications such as the ***New England Journal of Medicine*** have considered it to be one of the most effective.





“

*Discover Re-learning, a system that abandons conventional linear learning, to take you through cyclical teaching systems: a way of learning that has proven to be extremely effective, especially in subjects that require memorization”*



## At TECH we use the Case Method

In a given situation, what would you do? Throughout the program, you will be presented with multiple simulated clinical cases based on real patients, where you will have to investigate, establish hypotheses and, finally, resolve the situation. There is an abundance of scientific evidence on the effectiveness of the method. Specialists learn better, faster, and more sustainably over time.

*With TECH you can experience a way of learning that is shaking the foundations of traditional universities around the world.*



According to Dr. Gervas, the clinical case is the annotated presentation of a patient, or group of patients, which becomes a "case", an example or model that illustrates some peculiar clinical component, either because of its teaching potential or because of its uniqueness or rarity. It is essential that the case is based on current professional life, trying to recreate the real conditions in professional medical practice.

“

*Did you know that this method was developed in 1912 at Harvard for law students? The case method consisted of presenting students with real-life, complex situations for them to make decisions and justify their decisions on how to solve them. In 1924, Harvard adopted it as a standard teaching method”*

The effectiveness of the method is justified by four fundamental achievements:

1. Students who follow this method not only grasp concepts, but also develop their mental capacity by evaluating real situations and applying their knowledge.
2. The learning process has a clear focus on practical skills that allow the student to better integrate into the real world.
3. Ideas and concepts are understood more efficiently, given that the example situations are based on real-life.
4. Students like to feel that the effort they put into their studies is worthwhile. This then translates into a greater interest in learning and more time dedicated to working on the course.



## Re-learning Methodology

At TECH we enhance the Harvard case method with the best 100% online teaching methodology available: Re-learning.

Our University is the first in the world to combine the study of clinical cases with a 100% online learning system based on repetition, combining a minimum of 8 different elements in each lesson, which represent a real revolution with respect to simply studying and analyzing cases.



*The physician will learn through real cases and by solving complex situations in simulated learning environments. These simulations are developed using state-of-the-art software to facilitate immersive learning.*



At the forefront of world teaching, the Re-learning method has managed to improve the overall satisfaction levels of professionals who complete their studies, with respect to the quality indicators of the best Spanish-speaking online university (Columbia University).

With this methodology we have trained more than 250,000 physicians with unprecedented success, in all clinical specialties regardless of the surgical load. All this in a highly demanding environment, where the students have a strong socio-economic profile and an average age of 43.5 years.

*Re-learning will allow you to learn with less effort and better performance, involving you more in your specialization, developing a critical mindset, defending arguments, and contrasting opinions: a direct equation to success.*

In our program, learning is not a linear process, but rather a spiral (we learn, unlearn, forget, and re-learn). Therefore, we combine each of these elements concentrically.

The overall score obtained by our learning system is 8.01, according to the highest international standards.



In this program you will have access to the best educational material, prepared with you in mind:



#### Study Material

All teaching material is produced by the specialists who teach the course, specifically for the course, so that the teaching content is really specific and precise.

This content is then adapted in an audiovisual format that will create our way of working online, with the latest techniques that allow us to offer you high quality in all of the material that we provide you with.



#### Latest Techniques and Procedures on Video

We introduce you to the latest techniques, to the latest educational advances, to the forefront of current medical techniques. All this, in first person, with the maximum rigor, explained and detailed for your assimilation and understanding. And best of all, you can watch them as many times as you want.



#### Interactive Summaries

We present the contents attractively and dynamically in multimedia lessons that include audio, videos, images, diagrams, and concept maps in order to reinforce knowledge.

This unique multimedia content presentation training system was awarded by Microsoft as a "European Success Story".

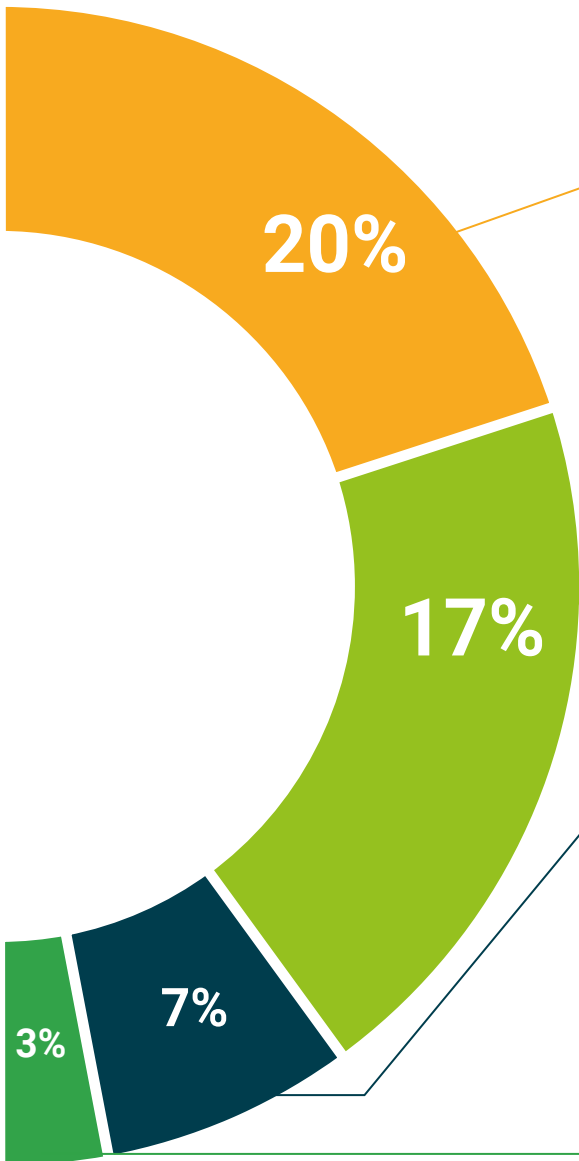


#### Additional Reading

Recent articles, consensus documents, international guides. in our virtual library you will have access to everything you need to complete your training.







#### Expert-Led Case Studies and Case Analysis

Effective learning ought to be contextual. Therefore, we will present you with real case developments in which the expert will guide you through focusing on and solving the different situations: a clear and direct way to achieve the highest degree of understanding.



#### Testing & Retesting

We periodically evaluate and re-evaluate your knowledge throughout the program, through assessment and self-assessment activities and exercises: so that you can see how you are achieving your goals.



#### Classes

There is scientific evidence suggesting that observing third-party experts can be useful.

Learning from an expert strengthens knowledge and memory, and generates confidence in our difficult future decisions.



#### Quick Action Guides

We offer you the most relevant contents of the course in the form of worksheets or quick action guides. A synthetic, practical, and effective way to help you progress in your learning.



# 06 Certificate

Through a different and stimulating learning experience, you will be able to acquire the necessary skills to take a big step in your training. An opportunity to progress, with the support and monitoring of a modern and specialized university, which will propel you to another professional level.



“

*Include in your qualifications a Postgraduate Diploma in Visual Therapy. Geriatric and Pediatric Optometry: A highly qualified added value for any medical professional”*

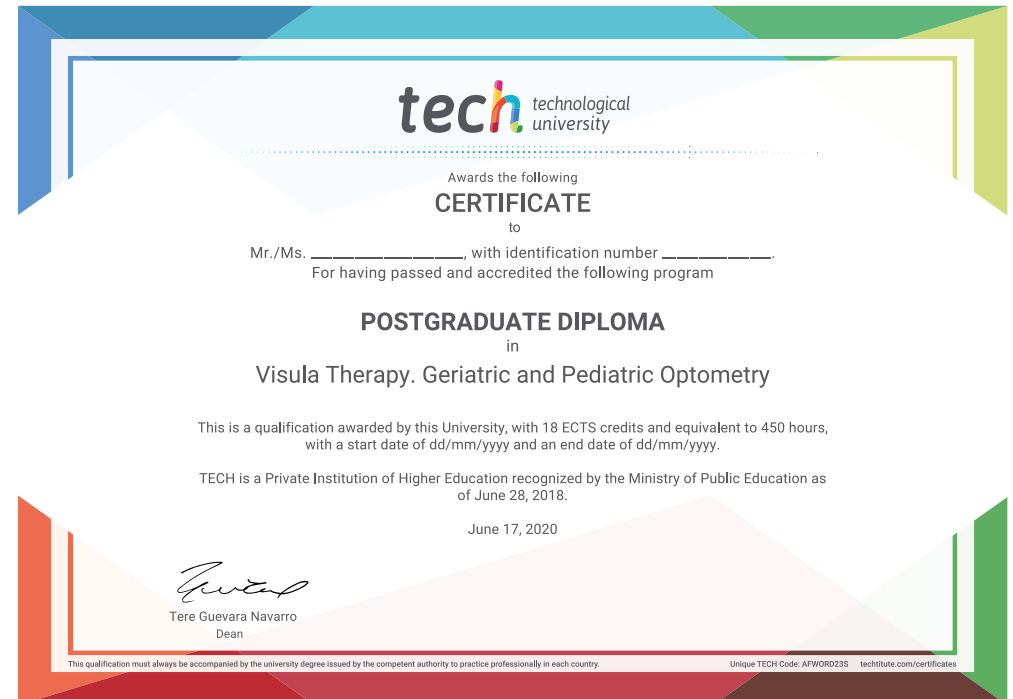
The **Postgraduate Diploma in Visual Therapy. Geriatric and Pediatric Optometry** is the most complete and up-to-date scientific program on the market.

After the student has passed the assessments, they will receive their **certificate** issued by **TECH - Technological University** by tracked delivery.

The certificate issued by **TECH Technological University** will reflect the qualification obtained in the Postgraduate Diploma, and meets the requirements commonly demanded by labor exchanges, competitive examinations, and professional from career evaluation committees.

Title: **Postgraduate Diploma in Visual Therapy. Geriatric and Pediatric Optometry**

Official Number of Hours: **450**



\*Apostille Convention. In the event that the student wishes to have their paper certificate issued with an apostille, TECH EDUCATION will make the necessary arrangements to obtain it, at an additional cost.



health future  
confidence people  
education information tutors  
guarantee accreditation teaching  
institutions technology learning  
community commitment  
personalized service innovation  
knowledge present  
online training  
development languages  
virtual classroom



## Postgraduate Diploma Vision Therapy. Geriatric and Pediatric Optometry

- » Modality: online
- » Duration: 6 months
- » Certificate: TECH Technological University
- » Dedication: 16h/week
- » Schedule: at your own pace
- » Exams: online

**Postgraduate Diploma**  
Vision Therapy. Geriatric  
and Pediatric Optometry

