

# Postgraduate Diploma

## Viral Hepatitis and Liver Cancer





## Postgraduate Diploma Viral Hepatitis and Liver Cancer

- » Modality: online
- » Duration: 6 months
- » Certificate: TECH Technological University
- » Dedication: 16h/week
- » Schedule: at your own pace
- » Exams: online

Website: [www.techtitute.com/pk/medicine/postgraduate-diploma/postgraduate-diploma-viral-hepatitis-liver-cancer](http://www.techtitute.com/pk/medicine/postgraduate-diploma/postgraduate-diploma-viral-hepatitis-liver-cancer)

# Index

01

Introduction

---

*p. 4*

02

Objectives

---

*p. 8*

03

Course Management

---

*p. 12*

04

Structure and Content

---

*p. 18*

05

Methodology

---

*p. 22*

06

Certificate

---

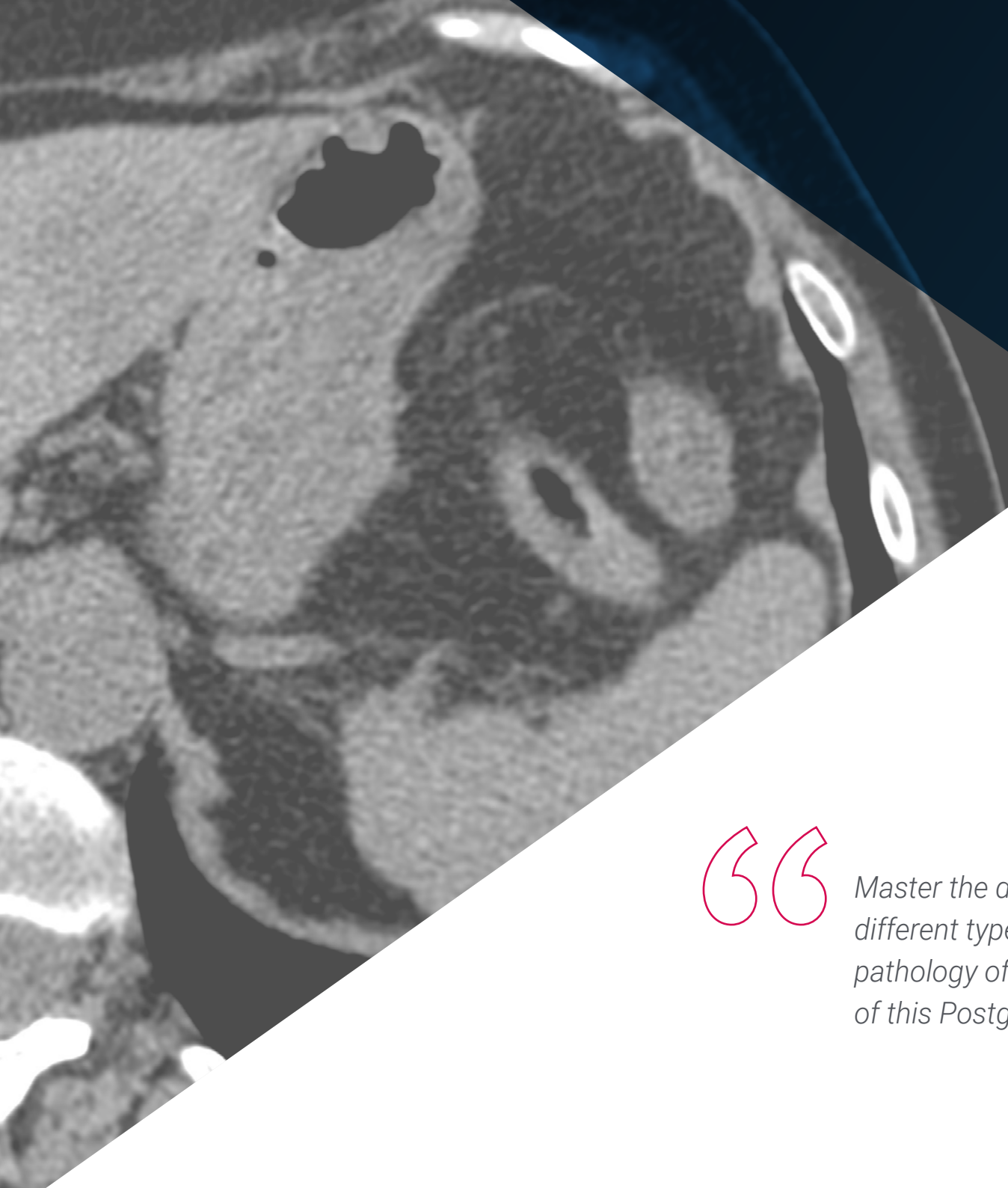
*p. 30*

# 01

# Introduction

It is believed that about 70 million people in the world are infected with HCV. In Spain alone, for example, 1% of the population has Hepatitis C, being the most frequent cause of chronic liver disease and indication for liver transplantation. Thus, viral hepatitis is considered one of the greatest public health problems in the world, given that there are 6 different viruses that cause it, types A, B, C, D, E and G. This liver infection caused by biological, immunological, pathological and epidemiological issues is joined, in this program, by liver cancer, which can also be of several types, the most common being hepatocellular carcinoma. However, it is essential for the medical professional to specialize in these pathologies, so that he/she can delve deeper into their problems and exercise his/her profession from the excellence of knowledge.





“

*Master the diagnosis and symptomatology of the different types of viral hepatitis and delve into the pathology of liver cancer with the expert teachers of this Postgraduate Diploma"*

Viral hepatitis is considered one of the world's major public health problems. It is a liver infection that can be caused by 6 different viruses (A, B, C, D, E and G). The causative agents differ in biological, immunological, pathological and epidemiological characteristics. It is believed that about 70 million people in the world are infected with HCV. In Spain alone, for example, 1% of the population (475,000 people) have hepatitis C, being the most frequent cause of chronic liver disease and indication for liver transplantation.

On the other hand, liver cancer is a cancer that begins in the liver cells and can be of several types, the most common being hepatocellular carcinoma, which begins in the main type of liver cell (hepatocyte). Other less common types of liver cancer are intrahepatic cholangiocarcinoma or hepatoblastoma. In this regard, cancer that spreads to the liver is more common than cancer that begins in liver cells. One that starts in another area of the body, such as the colon, lung or breast, and then spreads to the liver, is called metastatic cancer rather than liver cancer.

Given the seriousness and due to the significant number of individuals suffering from these pathologies, it is essential that the specialist can respond adequately to the evolution of these events through an adequate update of their knowledge and the incorporation of these advances in their daily medical practice, which is why TECH has developed this comprehensive program in response to a specialty in demand.

In addition, it is a 100% online Postgraduate Diploma that provides the student with the ease of being able to study it comfortably, wherever and whenever he/she wants. All you need is a device with internet access to take your career one step further. A modality in line with the current times with all the guarantees to position the medical professional in a highly demanded field.

This **Postgraduate Diploma in Viral Hepatitis and Liver Cancer** contains the most complete and up-to-date educational program on the market. The most important features include:

- ◆ More than 80 clinical cases presented by experts in the different specialties. The graphic, schematic, and eminently practical contents with which they are created, provide scientific and practical information on the disciplines that are essential for professional practice
- ◆ New diagnoses and treatments for different hepatic pathologies
- ◆ Practical workshops on procedures, diagnosis and treatment techniques
- ◆ An algorithm-based interactive learning system for decision-making in the clinical situations presented throughout the course
- ◆ With a special emphasis on evidence-based medicine and research methodologies in the field of hepatology
- ◆ All of this will be complemented by theoretical lessons, questions to the expert, debate forums on controversial topics, and individual reflection assignments
- ◆ Availability of content from any fixed or portable device with internet connection



*You will look into the main laboratory techniques used in basic research and their use in hepatology”*

“

*In this Postgraduate Diploma you will learn about the clinical manifestations, diagnosis and therapeutics of systemic liver diseases with hepatic involvement"*


The program's teaching staff includes professionals from the sector who contribute their work experience to this training program, as well as renowned specialists from leading societies and prestigious universities.

The multimedia content, developed with the latest educational technology, will provide the professional with situated and contextual learning, i.e., a simulated environment that will provide immersive training programmed to train in real situations.

The design of this Program focuses on Problem-Based Learning, by means of which the professional will have to try to solve the different situations of Professional Practice, which will be posed throughout the Program. For this purpose, the professional will be assisted by an innovative interactive video system created by renowned and experienced experts.

*Thanks to this program, you will identify steatosis and non-alcoholic steatohepatitis, their risk factors and diagnosis with safety and rigor.*

*Study this Postgraduate Diploma in Viral Hepatitis and Liver Cancer where, when and how you want. It is 100% online!*



# 02 Objectives

The program of this Postgraduate Diploma will allow the student to achieve the proposed objectives, in order to update and deepen the knowledge on Viral Hepatitis and Liver Cancer, developing the required skills in diagnostic and therapeutic procedures to know its scope and propose solutions. To this end, different medical professionals have poured their knowledge into the development of the points of the study plan, which will provide the professional with a complete perspective of these pathologies and a current approach, with full training for the achievement of his or her work goal. The professional will be fully empowered in an increasingly patient-focused field of medicine, guiding them to excellence in their daily medical work. For this reason, TECH has established a series of general and specific objectives for the satisfaction of future graduates, as follows.







“

*You will successfully describe the pathogenic basis of viral hepatitis, its diagnosis, and treatment”*



### General Objective

---

- ◆ Expand the specialist's knowledge in the management of patients with liver disease, taking into account the latest advances in the field of hepatology, in order to provide quality and safe care and to improve the prognosis of the disease

“

*Succeed in a field of medicine that is in high demand with this Postgraduate Diploma in Viral Hepatitis and Liver Cancer by TECH”*





## Specific Objectives

---

- ◆ Identify the updated diagnostic criteria for liver diseases, and develop a correct differential diagnosis strategy
- ◆ Establish the pathogenic basis of liver diseases, incorporating the latest advances in the field of study
- ◆ Determine the treatment plan for the most prevalent acute and chronic liver diseases
- ◆ Describe the principles for selecting liver transplant candidates, the surgical basis of transplantation, immunosuppressive drugs, and the short and long-term management of the liver transplant patient
- ◆ Define the rationale, indications, limitations, and cost-effectiveness of diagnostic tests used in Hepatology
- ◆ Highlight the impact of the immune system on liver disease
- ◆ Explain how to manage patients with chronic hepatitis undergoing antiviral treatment
- ◆ Identify the main childhood liver diseases
- ◆ Address the diagnosis and treatment of the main hepatic diseases during pregnancy
- ◆ Develop a correct differential diagnosis strategy for liver diseases
- ◆ Define invasive and non-invasive methods for diagnosing and quantifying fibrosis and their clinical applicability
- ◆ Describe the clinical utility of MRI cholangiography
- ◆ Explain the main laboratory techniques used in basic research
- ◆ Study the alteration of liver function tests in primary care
- ◆ Address the coordinated management of liver transplant patients in Primary Care
- ◆ Describe the pathogenic basis of viral hepatitis, its diagnosis, and treatment
- ◆ Establish the pathogenic basis of autoimmune liver disease, diagnostic criteria, and treatment
- ◆ Describe the clinical manifestations, diagnosis, and treatment management of systemic diseases that involve the liver
- ◆ Analyze hepatocellular carcinoma preventive strategies, staging, and treatment.
- ◆ Address the endoscopic management of neoplastic complications in the hepatopancreaticobiliary area
- ◆ Describe the epidemiology of hepatocarcinoma and its risk factors
- ◆ Analyze the curative treatments for intermediate and advanced hepatocarcinoma
- ◆ Point out and analyze the surgical treatment options in the most frequent liver diseases and evaluate the risks and benefits
- ◆ Inform about the most frequent childhood liver problems and how they are treated
- ◆ Describe the principles for selecting candidates for pediatric liver transplantation and the short and long-term management of the patient

# 03

# Course Management

TECH University, in its goal to provide elite education for all, has renowned medical professionals to provide the student with sound knowledge in the types of viral hepatitis and the characteristics of liver cancer. Therefore, the teaching team of this Postgraduate Diploma is highly qualified. Their extensive experience in this medical unit contributes to the quality of the program, resulting in the provision of the best tools for the development of the student's skills during the course. In this way, the professional has the guaranteed skill required to specialize in the diagnosis, approach and treatment of these liver diseases.





“

*Bet on a specialization of the future together with the best national hepatologists of today”*

## International Guest Director

Dr. Doan Y. Dao is an internationally recognized figure in the study and care of patients affected by Hepatitis B virus (HBV). As director of the Center of Excellence for Liver Disease in Vietnam (COE), he leads Johns Hopkins University's initiatives to help address the growing, urgent and significant disease burden of Liver Cancer caused by Hepatitis B in Vietnam.

As CEO, Dr. Dao is responsible for managing projects that contribute to the delivery of medical services to combat these diseases. This is an ongoing collaboration with the Johns Hopkins School of Medicine, where he also fosters scientific research and educational activities related to specialization in diagnosis and effective therapeutic treatments.

As a member of the Board of Directors of V-VHA (Vietnam Viral Hepatitis Alliance), he has played a crucial role in promoting clinical care and international scientific studies in HBV. In addition, he was co-chair of the National Task Force on Hepatitis B: Focus on Asian and Pacific Islander Americans, where he worked tirelessly to raise awareness of the condition.

He has received several awards throughout his career, such as the Hepatitis Fund for the Cure Postdoctoral Research Fellowship (2014), awarded by the American Liver Foundation; or the Asian Heritage Award in Public Health (2016), presented by the Asian Heritage Society of California. In addition, he was named Everyday Hero (2016) by the American Liver Foundation, thanks to his efforts in addressing Hepatitis B, both in the United States and Vietnam. His clinical training in Internal Medicine and Gastroenterology and Hepatology at UT Southwestern Medical Center in Dallas, Texas, along with his commitment to academic medicine, have allowed him to lead groundbreaking research in search of a cure for HBV.



## Dr. Dao, Doan Y

---

- Director of the Center of Excellence for Liver Disease in Vietnam (COE) at the Johns Hopkins University School of Medicine
- Assistant Professor of Medicine, Division of Gastroenterology and Hepatology, at Johns Hopkins University School of Medicine
- Co-Chair of the National Task Force on Hepatitis B: Focus on Asian and Pacific Islander Americans
- Fellow in Internal Medicine, Gastroenterology and Hepatology at UT Southwestern Dallas Medical Center
- Medical Degree from UT Southwestern Medical Center at UT Southwestern Dallas
- Awards Received:
  - Hepatitis Fund for the Cure Postdoctoral Research Fellowship (2014), by the American Liver Foundation
  - Asian Heritage Award in Public Health (2016), by the Asian Heritage Society of California
  - Everyday Hero (2016) by the American Liver Foundation
- He is a member of:
  - V-VHA (Vietnam Viral Hepatitis Alliance).
  - Hepatitis B Foundation
  - Dallas Fort Worth (DFW) Hepatitis B Free

“

*Thanks to TECH, you will be able to learn with the best professionals in the world”*

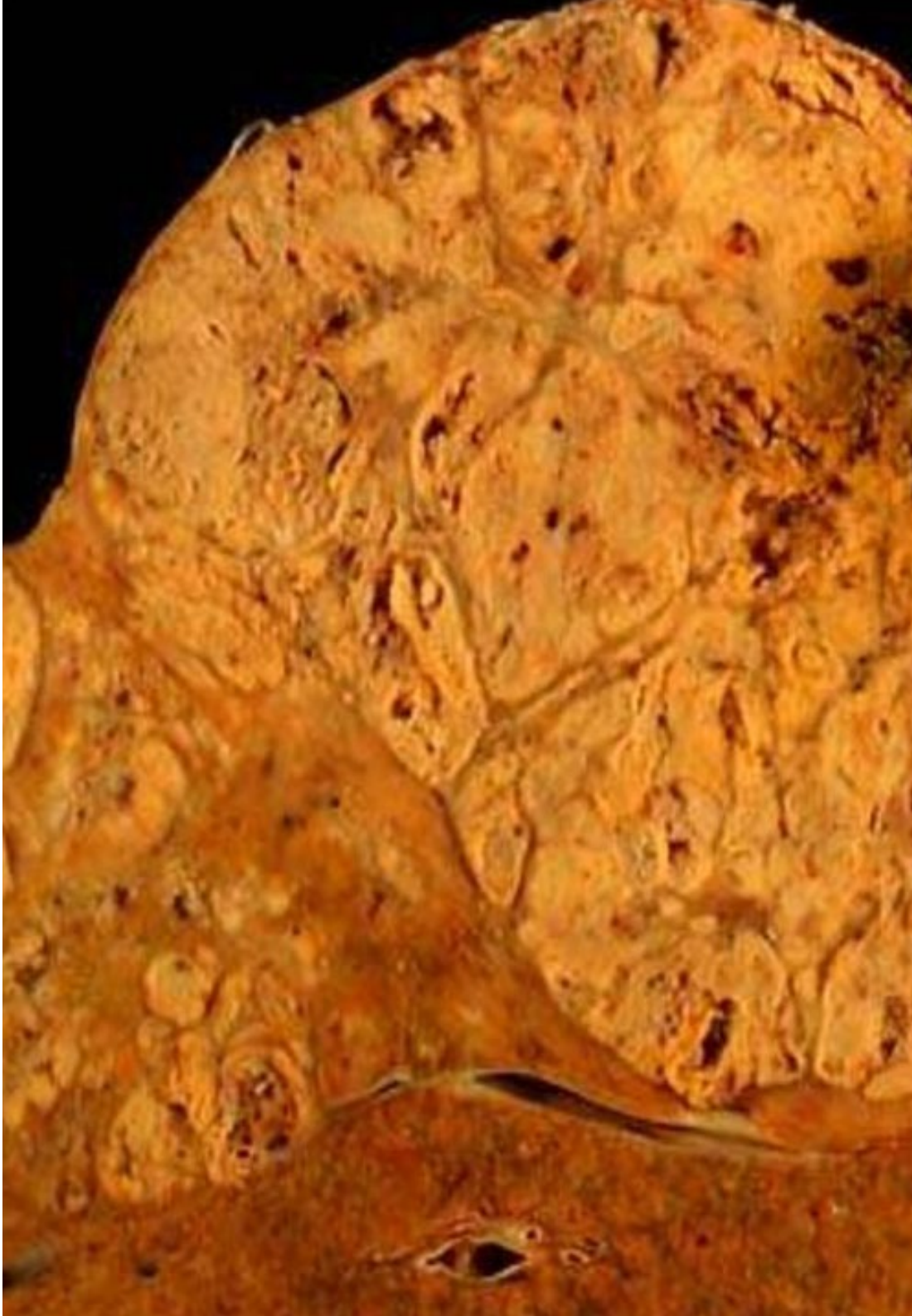
## Management



### Dr. García Samaniego, Javier

- ♦ Head of the Hepatology Department, La Paz University Hospital, Madrid
- ♦ Group Leader and Lead Researcher of the Hepatic and Digestive Diseases at the La Paz University Hospital/IdiPAZ. CIBERehd of the Carlos III Health Institute, Madrid
- ♦ Trustee of the Biomedical Research Foundation of La Paz University Hospital and member of the Governing Council of IdiPAZ.
- ♦ Coordinator at the Alliance for the Elimination of Viral Hepatitis in Spain (AEHVE)
- ♦ He graduated in medicine from the University of Santiago in 1983 and obtained his PhD in 1996 from the Autonomous University of Madrid
- ♦ He has participated in numerous nationally and internationally funded research projects
- ♦ FIS and ANEP project evaluator
- ♦ He has been a member of the board of directors of the AEEH and of the Regional Ethics and Clinical Research Committee of the Community of Madrid
- ♦ He has participated in Guidelines and therapeutic protocols for viral hepatitis: consensus for the treatment of viral hepatitis in HIV-positive patients
- ♦ Coordinator for the Spanish Guidelines for the treatment of hepatitis B promoted by the AEEH (2020).
- ♦ Lead investigator in more than 60 international clinical trials on the treatment of viral hepatitis.
- ♦ Guest lecturer at numerous national and international congresses, as well as in Spanish and international forums, especially on the management of viral hepatitis B and C treatment. He has participated in the elaboration of the AEEH hepatitis C elimination document (2019) and is the coordinator of the hepatitis B treatment guidelines (2020)





## Professors

### Dr. García Sánchez, Araceli

- ◆ Specialist in Digestive System Medicine. Gregorio Marañón General University Hospital (Madrid, Spain)
- ◆ Resident Medical Intern of Gastroenterology and Hepatology, Gregorio Marañón General University Hospital, Madrid, 1997-2001
- ◆ Degree in Medicine and Surgery from the University of Navarra (1989-1995).
- ◆ Doctoral courses (32 credits) Department of Internal Medicine. Complutense University of Madrid
- ◆ Obtained the research sufficiency in September 2001 in the Department of Internal Medicine with the project: "Evaluation of the occurrence of non-organ-specific autoantibodies after liver transplantation and their implication in the occurrence of graft dysfunction and autoimmune diseases"

### Dr. Madejón Seiz, Antonio

- ◆ Postdoctoral Researcher, Biomedical Research Networking Center (Centro de Investigación Biomédica en Red (CIBER))
- ◆ Training of medical personnel at drug addiction centers for early diagnosis and prison doctors to update strategies for the treatment approach to chronic hepatitis C in HIV mono- and co-infected patients"
- ◆ PhD in Biology, Autonomous University of Madrid, 1997
- ◆ Degree in Biology

# 04

## Structure and Content

The structure of the contents of this Postgraduate Diploma has been designed based on the necessary requirements to understand the various Viral Hepatitis and Liver Cancer, in order for the professional to deepen and update their knowledge in this sector, following the syllabus proposed by the best teaching team. A syllabus has thus been established whose modules offer a broad perspective on the most urgent developments in viral hepatitis, liver tumors and liver transplantation. In this way, the specialist will incorporate the most updated knowledge and the most recent scientific principles into his or her daily practice.





“

*Delve into the epidemiology, natural history, diagnosis and most recent developments on viral hepatitis”*

### Module 1. Viral Hepatitis

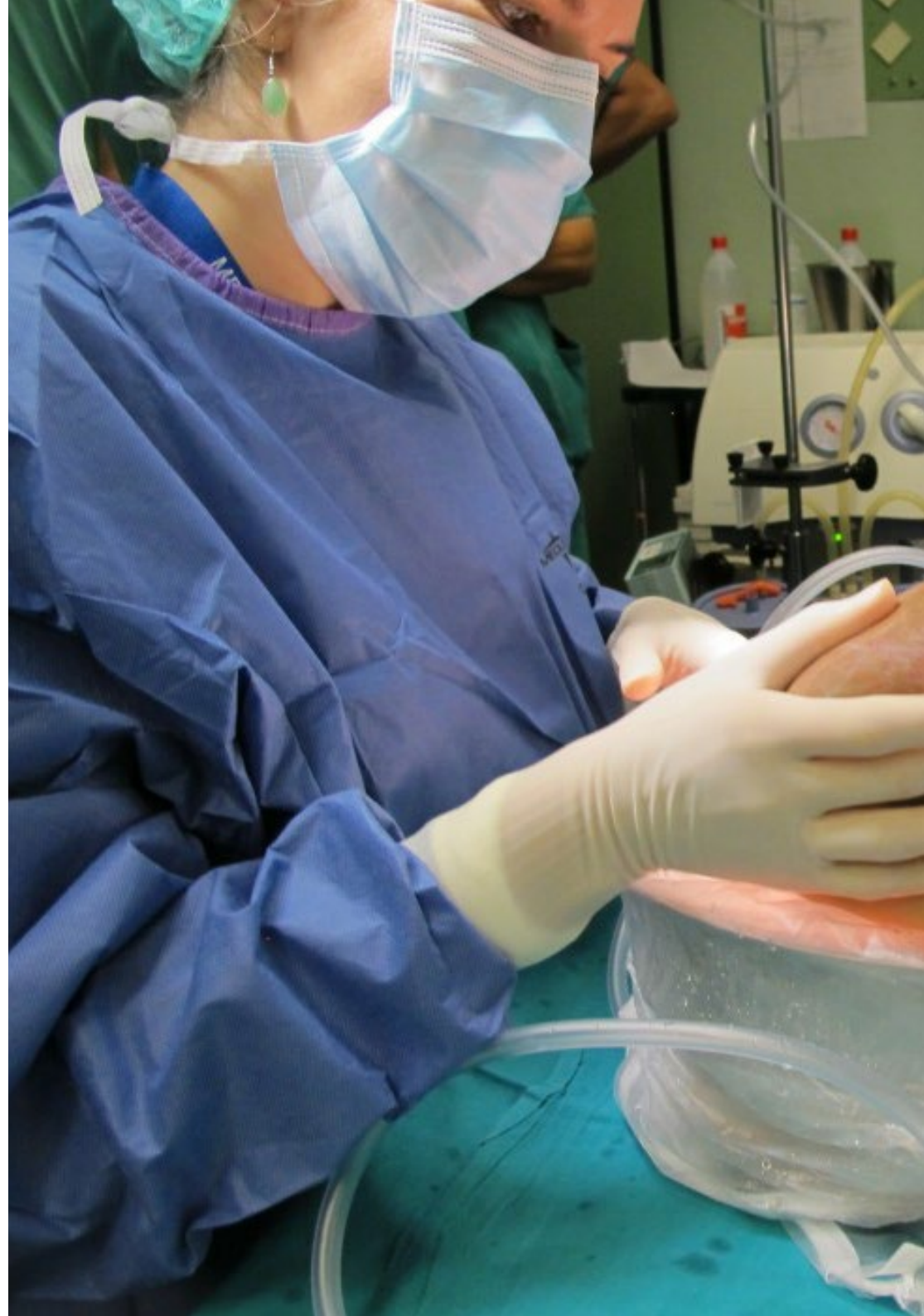
- 1.1. Hepatitis A
- 1.2. Hepatitis B (Epi, Natural History and Diagnosis)
- 1.3. Hepatitis B (Treatment)
- 1.4. Hepatitis B (Special Populations)
- 1.5. Hepatitis D
- 1.6. Hepatitis C (Epi, Natural History and Diagnosis)
- 1.7. Hepatitis C (Treatment)
- 1.8. Hepatitis C (Special Populations)
- 1.9. Hepatitis E
- 1.10. Other Viral Hepatitis

### Module 2. Liver Tumors

- 2.1. Epidemiology, Risk Factors and Screening for Hepatocellular Carcinoma
- 2.2. Diagnosis, Prognostic Evaluation and Staging of HCC
- 2.3. Hepatic Resection of HCC
- 2.4. Ablative HCC Treatments
- 2.5. Transarterial HCC Treatments
- 2.6. Liver Transplantation and HCC
- 2.7. Systemic Treatment and HCC. Basic Concepts, Immunotherapy and Antiangiogenesis
- 2.8. Future Perspectives in HCC Management
- 2.9. Cholangiocarcinoma
- 2.10. Benign Hepatic Tumors

### Module 3. Liver Transplant

- 3.1. Indications, Patient Selection, and Waiting List Management
- 3.2. Expansion of Liver Transplant Criteria. Organ Preservation Strategies
- 3.3. Severe Acute Liver Failure
- 3.4. Liver Transplant Surgery
- 3.5. Infections and Liver Transplantation
- 3.6. Immunosuppression in Liver Transplantation. Acute and Chronic Rejection
- 3.7. Biliary Complications
- 3.8. Long-Term Management of Transplanted Patients
- 3.9. Hepatocarcinoma and De Novo Tumors After Liver Transplantation
- 3.10. Survival in Liver Transplantation. Factors Associated with Early and Late Mortality





“

*Access the latest scientific findings on liver tumors, as well as breakthrough discoveries in the liver transplantation process”*

05

# Methodology

This training program provides you with a different way of learning. Our methodology uses a cyclical learning approach: ***Re-learning***.

This teaching system is used, for example, in the most prestigious medical schools in the world, and major publications such as the ***New England Journal of Medicine*** have ***considered it to be one of the most effective***.



“

*Discover Re-learning, a system that abandons conventional linear learning, to take you through cyclical teaching systems: a way of learning that has proven to be extremely effective, especially in subjects that require memorization"*

## At TECH we use the Case Method

What should a professional do in a given situation? Throughout the program, students will face multiple simulated clinical cases, based on real patients, in which they will have to do research, establish hypotheses, and ultimately resolve the situation. There is abundant scientific evidence on the effectiveness of the method. Specialists learn better, faster, and more sustainably over time.

*With TECH you can experience a way of learning that is shaking the foundations of traditional universities around the world.*



According to Dr. Gérvas, the clinical case is the annotated presentation of a patient, or group of patients, which becomes a "case", an example or model that illustrates some peculiar clinical component, either because of its teaching power or because of its uniqueness or rarity. It is essential that the case is based on current professional life, trying to recreate the real conditions in the physician's professional practice.



“

*Did you know that this method was developed in 1912 for Harvard law students? The case method consisted of presenting students with real-life, complex situations for them to make decisions and justify their decisions on how to solve them. In 1924, Harvard adopted it as a standard teaching method"*

The effectiveness of the method is justified by four fundamental achievements:

1. Students who follow this method not only grasp concepts, but also develop their mental capacity by evaluating real situations and applying their knowledge.
2. Learning is solidly translated into practical skills that allow the student to better integrate into the real world.
3. Ideas and concepts are understood more efficiently, given that the example situations are based on real-life.
4. Students like to feel that the effort they put into their studies is worthwhile. This then translates into a greater interest in learning and more time dedicated to working on the course.



## Re-Learning Methodology

At TECH we enhance the Harvard case method with the best 100% online teaching methodology available: Re-learning.

This University is the first in the world to combine the study of clinical cases with a 100% online learning system based on repetition, combining a minimum of 8 different elements in each lesson, a real revolution with respect to the simple study and analysis of cases.



*Professionals will learn through real cases and by resolving complex situations in simulated learning environments. These simulations are developed using state-of-the-art software to facilitate immersive learning.*

At the forefront of World Teaching, the Re-learning method has managed to improve the overall satisfaction levels of Professionals who complete their Studies with respect to the quality indicators of the best Spanish-speaking online University (Columbia University).

Over 250,000 physicians have been trained using this methodology, with unprecedented success in all clinical specialties regardless of surgical load. This teaching methodology is developed in a highly demanding environment, with a university student body of high socio-economic profile and an average age of 43.5 years.

*Re-learning will allow you to learn with less effort and better performance, involving you more in your specialization, developing a critical mindset, defending arguments, and contrasting opinions: a direct equation to success.*

In our program, learning is not a linear process, but rather a spiral (learn, unlearn, forget, and re-learn). Therefore, we combine each of these elements concentrically.

The overall score obtained by TECH's learning system is 8.01, according to the highest international standards.



This program offers the best educational material, prepared with professionals in mind:



#### Study Material

All teaching material is produced by the specialists who teach the course, specifically for the course, so that the teaching content is highly specific and precise.

These contents are then applied to the audiovisual format, to create the TECH online working method. All this, with the latest techniques that offer high quality pieces in each and every one of the materials that are made available to the student.



#### Surgical Techniques and Procedures on Video

TECH introduces students to the latest techniques, the latest educational advances and to the forefront of current medical techniques. All of this in direct contact with students and explained in detail so as to aid their assimilation and understanding. And best of all, you can watch the videos as many times as you like.



#### Interactive Summaries

The TECH team presents the contents attractively and dynamically in multimedia lessons that include audio, videos, images, diagrams, and concept maps in order to reinforce knowledge.

This exclusive multimedia content presentation training Exclusive system was awarded by Microsoft as a "European Success Story".



#### Additional Reading

Recent articles, consensus documents and international guidelines, among others. In TECH's virtual library, students will have access to everything they need to complete their course.





#### Expert-Led Case Studies and Case Analysis

Effective learning ought to be contextual. Therefore, TECH presents real cases in which the expert will guide students, focusing on and solving the different situations: a clear and direct way to achieve the highest degree of understanding.



#### Testing & Re-testing

The student's knowledge is periodically assessed and re-assessed throughout the program, through evaluative and self-evaluative activities and exercises: In this way, students can check how they are doing in terms of achieving their goals.



#### Classes

There is scientific evidence on the usefulness of learning by observing experts: The system termed Learning from an Expert strengthens knowledge and recall capacity, and generates confidence in the face of difficult decisions in the future.



#### Quick Action Guides

TECH offers the most relevant contents of the course in the form of worksheets or quick action guides. A synthetic, practical, and effective way to help students progress in their learning.



# 06 Certificate

The Postgraduate Diploma in Viral Hepatitis and Liver Cancer guarantees, in addition to the most rigorous and up-to-date training, access to a Postgraduate Diploma qualification issued by TECH Technological University.



“

*Successfully complete this training program  
and receive your university certificate  
without travel or laborious paperwork”*

The **Postgraduate Diploma in Viral Hepatitis and Liver Cancer** contains the most complete and up-to-date scientific program on the market.

After passing the evaluation, the student will receive their corresponding **Postgraduate Diploma** from **TECH Technological University** via tracked delivery\*.

The certificate issued by **TECH Technological University** will reflect the qualification obtained in the Postgraduate Diploma, and meets the requirements commonly demanded by labor exchanges, competitive examinations, and professional career evaluation committees.

Title: **Postgraduate Diploma in Viral Hepatitis and Liver Cancer**  
Official N° of hours: **450**



\*Apostille Convention. In the event that the student wishes to have their paper certificate issued with an apostille, TECH EDUCATION will make the necessary arrangements to obtain it, at an additional cost.



future  
health confidence people  
education information tutors  
guarantee accreditation teaching  
institutions technology learning  
community commitment  
personalized service innovation  
knowledge present quality  
development languages  
virtual classroom

**tech** technological  
university

Postgraduate Diploma  
Viral Hepatitis  
and Liver Cancer

- » Modality: online
- » Duration: 6 months
- » Certificate: TECH Technological University
- » Dedication: 16h/week
- » Schedule: at your own pace
- » Exams: online

Postgraduate Diploma  
Viral Hepatitis  
and Liver Cancer

