

Postgraduate Diploma Treatments and Fertility in Endometriosis





Postgraduate Diploma Treatments and Fertility in Endometriosis

- » Modality: online
- » Duration: 6 months
- » Certificate: TECH Global University
- » Credits: 18 ECTS
- » Schedule: at your own pace
- » Exams: online

Website: www.techtute.com/us/medicine/postgraduate-diploma/postgraduate-diploma-treatments-fertility-endometriosis

Index

01

Introduction

p. 4

02

Objectives

p. 8

03

Course Management

p. 14

04

Structure and Content

p. 20

05

Methodology

p. 24

06

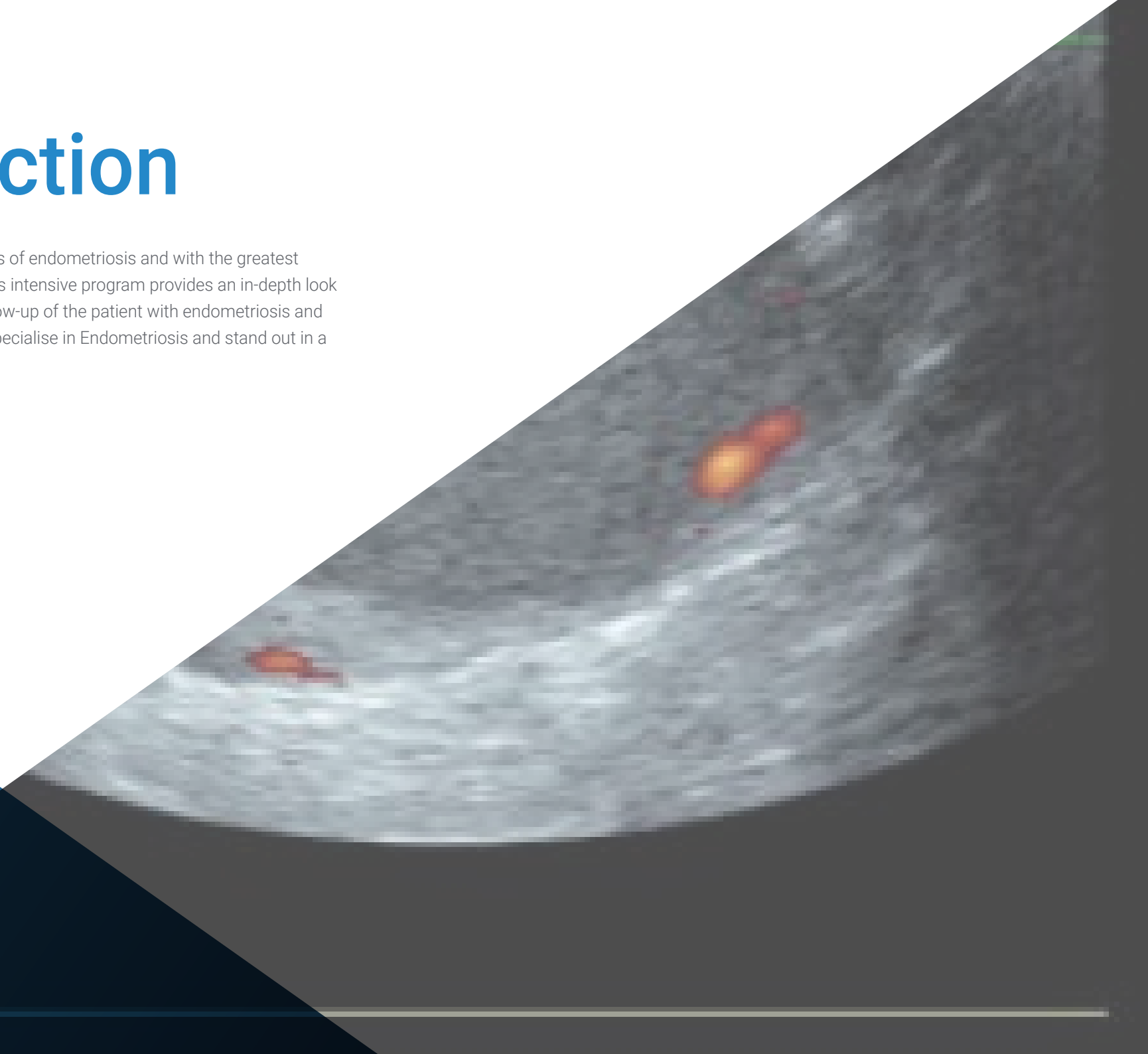
Certificate

p. 32

01

Introduction

One of the most frequent symptoms of endometriosis and with the greatest psychological impact is sterility. This intensive program provides an in-depth look at the diagnosis, treatment and follow-up of the patient with endometriosis and infertility. A unique opportunity to specialise in Endometriosis and stand out in a high-demand professional field.



“

With this program we want to meet your objective of acquiring superior specialization in this highly demanded field"

This program, led by professionals with the highest level of excellence, brings together all the specialties involved in treatments and fertility in endometriosis. A unique multidisciplinary preparation is provided in order to acquire the highest degree of specialization in the disease.

This high-level Postgraduate Diploma will present the protocols used daily in endometriosis units through practical teaching.

You will have the opportunity to learn how to use and interpret both new technologies and the most current genetic tests in the and treatment diagnosis of Endometriosis.

This Postgraduate Diploma is designed to help professionals to better treat their patients affected by endometriosis. Effective education and training in the mechanisms of Endometriosis Treatments and Fertility is provided through practical and theoretical teaching by high level professors.

Through the knowledge and understanding gained, the student will be capable of being independent in the comprehensive assessment of Endometriosis, as well , as in making decisions about its evolutionary course, and in turn moving on to become a certified Endometriosis specialist.

For all these reasons, TECH has designed this Postgraduate Diploma, which will specialize the professional to develop a comprehensive approach to their patients from a multidisciplinary point of view, thanks to the content developed by doctors from different specialties. An intensive program, designed to learn about the technologies, materials and treatments of this discipline and including a complete perspective of the techniques used in Endometriosis, will allow you to specialize in an effective and responsible way. In this way, this postgraduate course provides high level preparation that seeks excellence.

In addition, its 100% online format will allow you to continue your studies from the place of your choice, without the need to travel or schedule obligations.

The **Postgraduate Diploma in Treatments and Fertility in Endometriosis** contains the scientific most complete and up-to-date educational program on the market. The most important features of the program include:

- ♦ The development of case studies presented by experts in Endometriosis.
- ♦ The graphic, schematic, and eminently practical contents with which they are created provide scientific and practical information on the disciplines that are essential for professional practice.
- ♦ New developments in Endometriosis Techniques.
- ♦ Practical exercises where the self-assessment process can be carried out to improve learning.
- ♦ Special emphasis on innovative methodologies in Endometriosis techniques..
- ♦ Theoretical lessons, questions to the expert, debate forums on controversial topics, and individual reflection assignments.
- ♦ Content that is accessible from any fixed or portable device with an Internet connection.



A Postgraduate Diploma created to take the professional through the essential knowledge in Endometriosis, which they will be able to apply in their daily practice"



Expand your knowledge through this Postgraduate Diploma and specialize in Endometriosis to achieve excellence in this field"

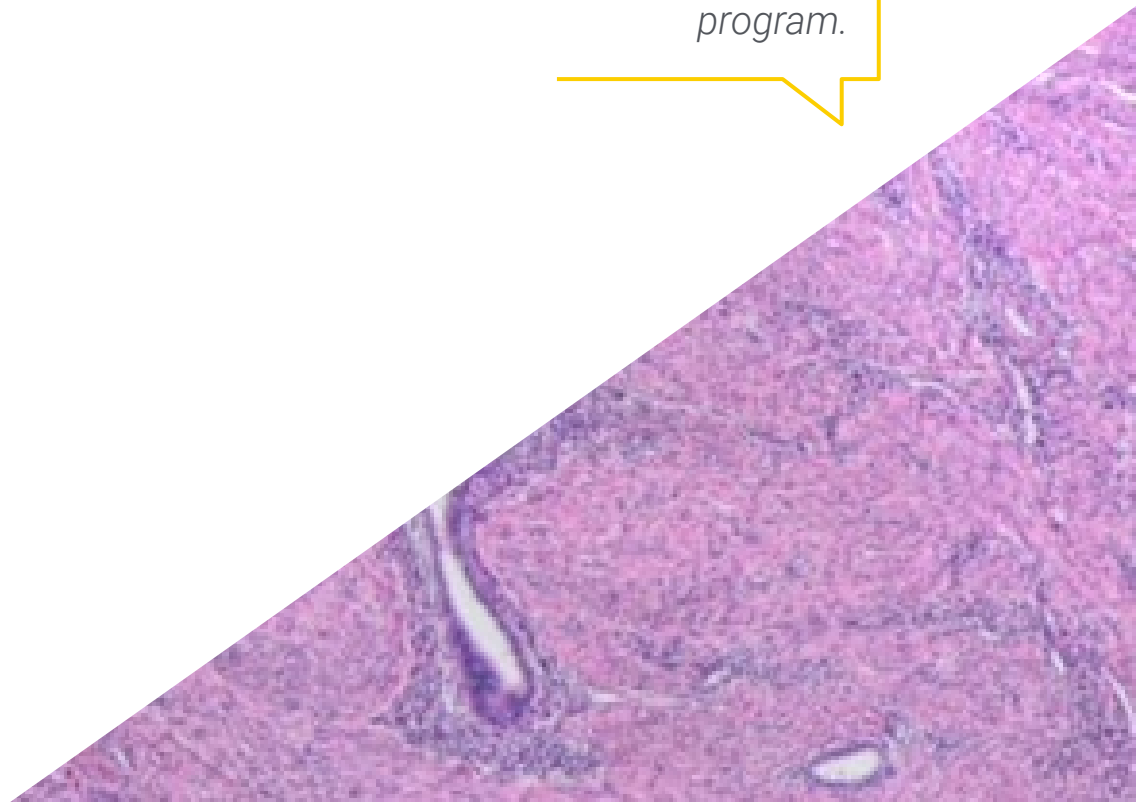
The teaching staff includes medical professionals who bring their experience to this training program, as well as renowned specialists from leading societies and prestigious universities.

The multimedia content, developed with the latest educational technology, will provide the professional with situated and contextual learning, i.e., a simulated environment that will provide immersive training that is programmed to train students in real situations.

This program is designed around Problem Based Learning, whereby the physician must try to solve the different professional practice situations that arise during the academic year. For this purpose, the professional will be assisted by an innovative interactive video system created by renowned and experienced experts in Endometriosis.

Increase your decision-making confidence by updating your knowledge with this Postraduate Diploma course.

You preparation be trained by professionals with extensive experience in the sector, who have deposited all their knowledge and experience in the development of this program.



02

Objectives

The Treatments and Fertility in Endometriosis Postgraduate Diploma is oriented towards facilitating the professional's performance using the latest advances and most innovative treatments in the sector, achieving a superior training that allows them to act with total security in the cases that arise in their practice.

“

At TECH, our objective is to offer specialization most complete training in Endometriosis so that you reach a higher level of training which will propel you to elite professional level”



General Objectives

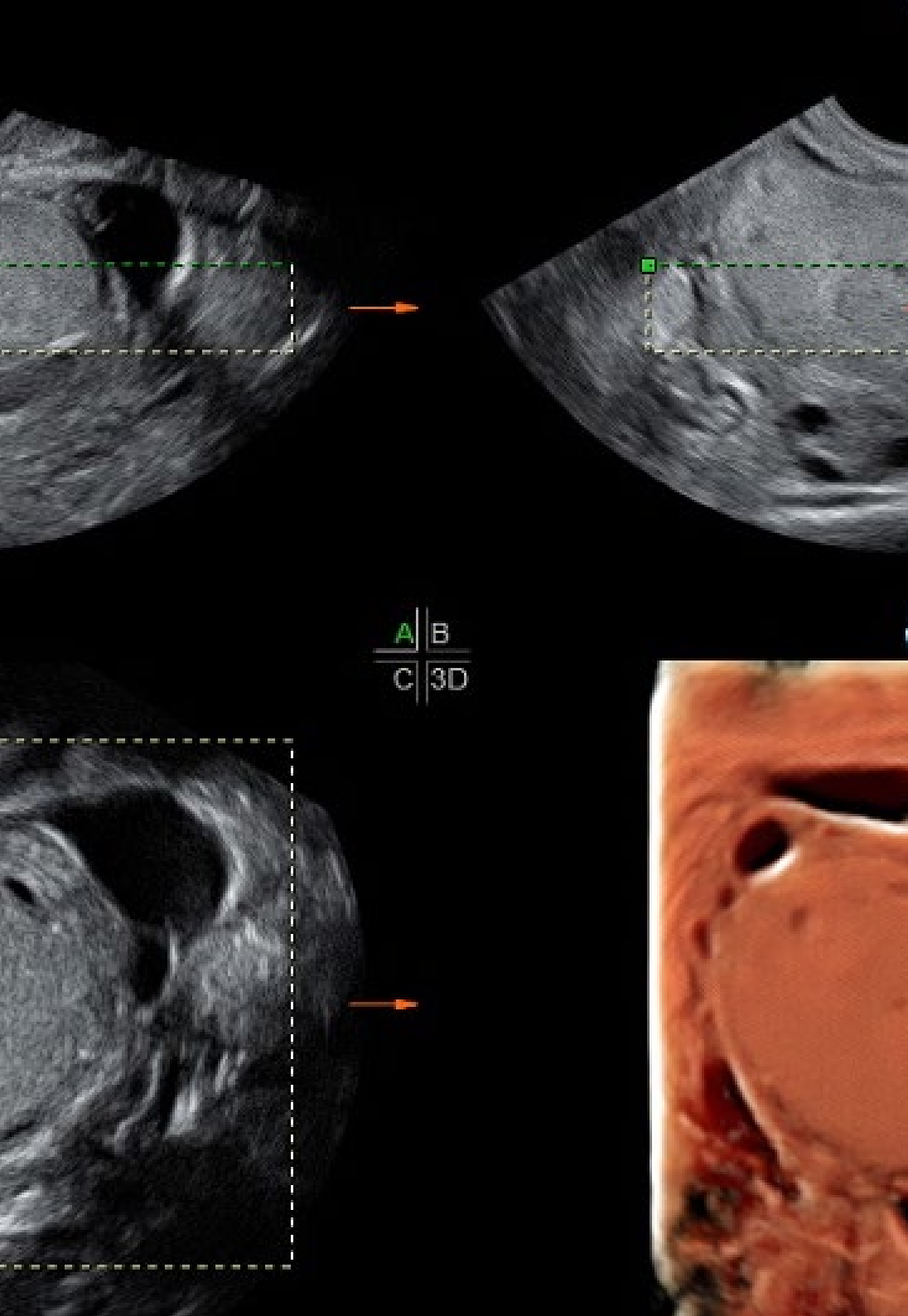
- ♦ Develop your educational and professional expertise in all the core areas of Endometriosis, giving you the appropriate knowledge, understanding and professional skills to improve the management of the patient with this chronic disease.
- ♦ Develop leadership skills in Endometriosis, so that you will be able to Preparing a multidisciplinary team focused on this pathology.
- ♦ Acquire an understanding of the processes involved in the etiopathogenesis and pathophysiology of endometriosis, as well as their epidemiological aspects, which will provide adequate knowledge to provide a correct clinical history of the disease.
- ♦ Achieve sufficient skills to make a diagnostic approach to the patient through the clinical symptoms they present. Broaden knowledge about less frequent symptomatology.
- ♦ Explore in depth the different diagnostic approaches to Endometriosis from a critical perspective of routine clinical practice. Analyze combined diagnostic criteria.
- ♦ Gain knowledge of diagnostic techniques in research ranging from immunology to genetics and epigenetics. Develop competencies to know how to interpret results and in which situations to apply them.
- ♦ Achieve competent skills for the correct classification of Endometriosis. Know the types of Endometriosis and their severities according to different classifications.
- ♦ Develop the ability to have an integrative vision of adenomyosis. Ability to diagnose, follow up and treat patients affected by this disease. Know in depth the current fields of research.
- ♦ Gain an in-depth knowledge of Endometriosis from the treatment point of view. Deepen the knowledge of new medical therapies. Knowledge of new therapeutic lines of research.
- ♦ Acquire knowledge of the most appropriate surgical techniques depending on the patient's situation and the type of Endometriosis. Increase knowledge about complications and their treatment.
- ♦ Deepen knowledge about the medical and preventive aspects of the effects of Endometriosis from the field of reproductive medicine. Know the perspectives of embryology and the in vitro fertilization laboratory.
- ♦ Know in depth, the associations with different pathological situations. Expand knowledge of the management of Endometriosis associated with autoimmune diseases. Learn more about cancer risk and the different diagnostic and preventive approaches.



Specific Objectives

Module 1.

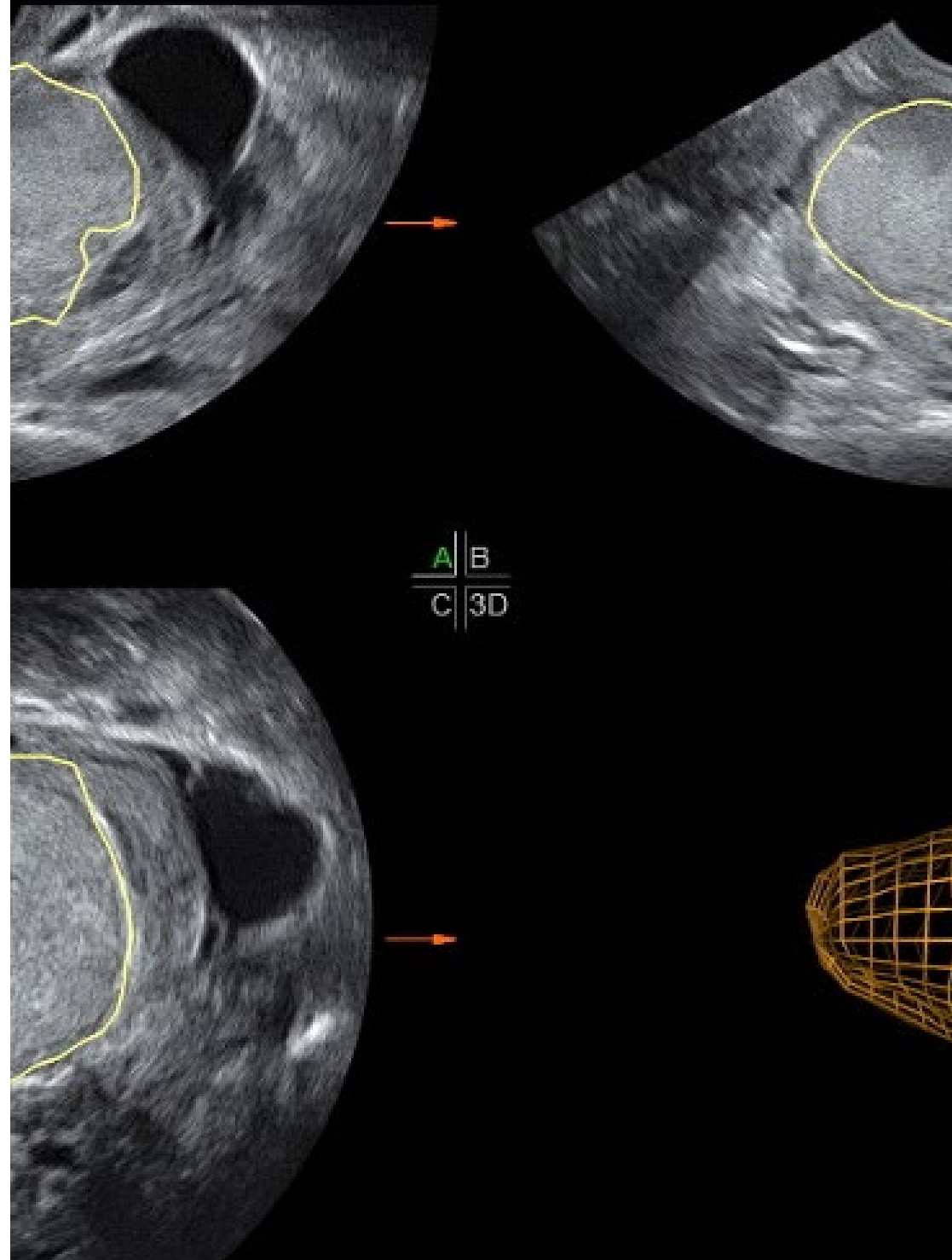
- ♦ Acquire knowledge of all non-invasive approaches in the management of disease symptomatology, adapting each strategy to a specific situation
- ♦ Deepen understanding of lifestyle changes that have scientific evidence in the improvement of the clinical condition caused by the disease
- ♦ Acquire the skills of pain management through a scale of drugs aimed at symptomatology control Know the different drugs that have proven most useful in endometriosis and why Know about the combination of drugs in the treatment of pain
- ♦ Understand combined contraceptives as a strategy in the control of endometriosis symptomatology Know which are the most used and effective combinations Know its efficacy depending on the route of administration
- ♦ Know what gestagens are and their usefulness in the treatment of endometriosis Know its efficacy depending on the symptomatology and type of endometriosis Know what their side effects are
- ♦ Learn more about the treatment of endometriosis using Dienogest Know the drug and its metabolism, as well as the effects on endometriosis Know its side effects
- ♦ Know in depth Danazol as a specific treatment for endometriosis Know its indications and uses, as well as its side effects
- ♦ Understand the usefulness of aromatase inhibitors in the treatment of endometriosis Know its indications and limited usefulness
- ♦ Know in depth all the GnRH agonist drugs with their route of administration and efficacy in endometriosis Understand when it is indicated to treat with this treatment and the undesirable effects it causes



- ♦ Know the usefulness of GnRH antagonists in the treatment of endometriosis Know in depth the new GnRH antagonists with indication for endometriosis Know its beneficial effects and limitations
- ♦ Learn more about the most promising investigational drugs Know the therapeutic targets with the scientific advances in each one of them

Module 2 .

- ♦ In-depth knowledge of the surgical treatments of the endometriosis Deepen in their applications and potential risks and benefits of each one of them
- ♦ Understand superficial endometriosis from a surgical point of view with the application of the different techniques for its excision Assess the consequences of surgery
- ♦ Know how to apply the appropriate surgical techniques in the treatment of ovarian endometrioma in order to obtain a minor damage in the ovarian reserve of the patient Know the different types of tubal surgery and intraoperative diagnostic techniques
- ♦ Deepen in the surgical treatment of bladder endometriosis, from a cystoscopic and laparoscopic point of view Know the risks and consequent complications and their possible treatment
- ♦ Deepen in the surgery of deep endometriosis at the level of the recto-vaginal septum and uterosacral ligaments Know the risks and complications Know which surgical techniques are the most appropriate in each case
- ♦ Acquire the knowledge for a correct surgery in deep bowel endometriosis Know the preparation of patients and the complementary tests required prior to surgery Know how to deal with complications and know what they are in advance
- ♦ Know in depth how extraperitoneal endometriosis is approached surgically, from the perspective of the affected organs Know the risks and benefits of surgery



- ♦ Know the applications of interventional radiology in the non-invasive treatment of peritoneal and extraperitoneal endometriosis Know in depth the indication for uterine artery embolization
- ♦ Deepen understanding of the complications of endometriosis after surgery, especially the approach to recurrences or the appearance of endometriosis in the surgical scars Know the strategies to avoid such complications
- ♦ Know the post-surgery protocols for endometriosis, with the follow-up and complementary tests used for such follow-up


Module 3.


- ♦ Know in depth the physiopathological bases that explain the sterility in a high percentage of patients affected by endometriosis
 - ♦ Know the ways in which the ovarian reserve is affected by endometriosis, know the evaluation of the ovarian reserve in depth Know the association between decreased ovarian reserve and endometriosis
 - ♦ Deepen the diagnosis of infertility in the patient affected with endometriosis Know the most common pathologies involved in the reproductive capacity Know which diagnostic tests are most commonly used in each diagnosis
 - ♦ Develop the algorithms used in Reproductive Medicine to know the strategies to follow depending on the patient's age, symptomatology and ovarian reserve Know when to indicate surgery as a method to improve reproductive capacity
 - ♦ Acquire knowledge about oocyte cryopreservation for the preservation of future fertility Know the indication for this strategy in patients with endometriosis, and the time at which this indication is made
 - ♦ Know in depth the indication for artificial insemination in patients with infertility and endometriosis Know which protocols are used to obtain an optimal result Know the pregnancy rates in patients with endometriosis
- ♦ Know the indications for in vitro fertilization Know in depth the protocols used in controlled ovarian stimulation Know the usefulness of preparation protocols prior to stimulation
 - ♦ Acquire the skills necessary to advise on fresh embryo transfer versus elective freezing strategy Know the risks and benefits in terms of pregnancy rate
 - ♦ Understand in depth how endometriosis affects oocyte quality and consequently embryo quality Relate it to the different stages of the disease and to the success rate of the treatments
 - ♦ Deepen on how pregnancy affects the evolution of endometriosis Understand the risks of pregnancy in the patient with endometriosis and its follow-up Know the consequences of endometriosis on the evolution of pregnancy

03

Course Management

The program includes in its teaching staff leading experts in Endometriosis, who bring to this specialization the experience from their work. Additionally, other recognized experts participate in its design and preparation, completing the program in an interdisciplinary manner.

	B
C	30



“

*Leading experts in Gynecology and
obstetrics have come together to share
with you all their knowledge in this field"*



Dr. Moliner Renau, Belén

- Director, Endometriosis Unit at Instituto Bernabeu
- Head of the Reproductive Medicine Ultrasound Department at Instituto Bernabeu.
- Coordinator of the "Image and Fertility" Working Group of the Spanish Fertility Society.
- Specialist in Obstetrics and Gynecology via MIR. Clinical University Hospital of Valencia
- Doctor in Medicine and "Cum Laude" Surgery. University of Valencia
- Master's Degree in Human Reproduction, Rey Juan Carlos University.
- Master's Degree in Research Methodology, Autonomous University of Barcelona.
- Advanced studies for the use of STATA in biomedical research. Autonomous University of Barcelona
- Expert in Medical Genetics. University of Valencia
- Master in autoimmune diseases
- University Certificate of Introduction to Regenerative Medicine: Biology and Applications of Human Stem Cells. University of Valencia

Dr. Rodríguez Arnedo, Adoración

- ♦ Coordinator of the embryology laboratory at Instituto Bernabeu Alicante.

Dr. Esparza Soria, Alicia

- ♦ Gynecologist and Obstetrician at Hospital Vithas Internacional Medimar

Dr. Herencia Rivero, Alicia

- ♦ Gynecologist specializing in Reproductive Medicine at Instituto Bernabeu in Madrid.

Dr. López Lozano, Alicia

- ♦ Nutritionist specialized in Endometriosis and reproductive disorders.

Dr. Fabregat Reolid, Ana

- ♦ Director of the Clinical Analysis Department of the Instituto Bernabeu.
- ♦ Doctor in Pharmacy and specialist in Human Reproductive Biology. Bernabeu Institute of Alicante

Dr. Fuentes Rozalén, Ana

- ♦ Doctor specialized in Obstetrics and Gynecology. Master's Degree in Advanced Gynecological Endoscopic Surgery, University of Valencia in 2015. Gynecologist at Instituto Bernabeu.

Dr. Palacios Marqués, Ana

- ♦ Head of Section, Obstetrics and Gynecology Service, General University Hospital in Alicante. Gynecology at Instituto Bernabeu.

Dr. Bernabeu García, Andrea

- ♦ Co-Medical Director at Instituto Bernabéu.
- ♦ Coordinator of the Genetic and Reproductive Counseling Unit Instituto Bernabeu. Doctor of Medicine. Specialist in Gynecology and Obstetrics. European Board and College of Obstetrics and Gynecology.

Dr. Llana González, Ángela

- ♦ Doctor specialized in Obstetrics and Gynecology. Bernabeu Institute of Madrid

Dr. Lledo Bosch, Belén

- ♦ Scientific Director of IBBiotech. Dr. in Biology. Specialist in Medical Genetics.

Dr. Martín-Ondarza González, Carmen

- ♦ Head of the Obstetrics and Gynecology Department, Hospital de Móstoles. Head of the Gynecological Surgery Section, Instituto Bernabeu.

Dr. Ruiz Piña, Carmen

- ♦ Assistant physician of gynecology andobsterics. Assisted Reproduction Unit. La Fe University Hospital Valencia

Dr. Lizán Tudela, César

- ♦ Specialist in gynecology and obstetrics, University Hospital Clinic in Valencia, Spain.
- ♦ Associate Professor, University of Valencia.
- ♦ Co-director of the Professional Master's Degree in Assisted Reproduction, UJI.

Dr. Marco Alacid, Cristian

- ♦ Specialist in Endocrinology. Alcoy Hospital.

Dr. García-Ajofrín García-Lago, Cristina

- ♦ Faculty specialized in Obstetrics and Gynecology. Specialist in reproductive Medicine. Instituto Bernabeu. Madrid

Dr. Gavilán Cabello, Cristina

- ♦ Faculty specialized in Obstetrics and Gynecology. Specialist in reproductive Medicine. Instituto Bernabeu. Palma de Mallorca

Dr. Gomis Md Phd, Cristina

- ♦ Attending Physician, Gynecology and Obstetrics Service, Clinical Hospital of Valencia.

Dr. De La Torre Pérez, Esperanza

- ♦ Specialist in Obstetrics and Gynecology. Instituto Bernabeu. Madrid

Dr. Sellers López, Francisco

- ♦ Director of the Department of Obstetrics and directly responsible for the Ultrasound and Prenatal Diagnosis Section. Instituto Bernabeu.

Dr. García Pastor, Irene

- ♦ Medical Specialist in Radiodiagnosis and head of the Breast Radiology Unit, Hospital Marina Baixa.

Dr. Guerrero Villena, Jaime

- ♦ Embryologist specialized in oocyte and embryo cryopreservation. In vitro Fertilization Unit supervisor. Bernabeu Institute Alicante

Dr. Llacer Aparicio, Joaquín

- ♦ Co-Medical Director of the Reproductive Medicine Department at Instituto Bernabeu.

Dr. Ten Morro, Jorge

- ♦ Director of the Reproductive Biology Operational Unit at Instituto Bernabeu. Associate Professor, Department of Biotechnology, University of Alicante, Spain

Dr. Ortiz Salcedo, Jose Antonio

- ♦ Biochemist Molecular Biologist. IBIotech

Dr. Castillo Farfán, Juan Carlos

- ♦ Gynecologist at Instituto Bernabeu in Alicante. Specialist in reproductive Medicine.

Dr. Mele Olive, Laura

- ♦ Coordinator of the Gynecological Ultrasound Unit, Hospital Arnau de Vilanova de Lleida.

Dr. Abad De Velasco, Lorenzo

- ♦ Obstetrics and Gynecology Specialist in Reproductive Medicine Unit, General Univeristy Hospital, Valencia, Spain.

Dr. Luque Martínez, Lydia

- ♦ Director of Instituto Bernabeu de Albacete. Specialist in Obstetrics and Gynecology, specializing in Reproductive Medicine.

Dr. Galiana Ivars, María

- ♦ Services of Anesthesiology and Resuscitation. H.G.U. Alicante

Dr. Aranda López, Ignacio

- ♦ Head of Anatomic Pathology Department, Hospital General de Alicante, Spain

Dr. Romera Agullo, Natalia

- ♦ General Health Psychologist, Instituto Bernabeu

Dr. Cirillo, Paolo

- ♦ Gynecologist at Instituto Bernabeu

Dr. Navarro Tellez, Pino

- ♦ Assistant Physician of the Endocrinology and Nutrition Section, Hospital Virgen de los Lirios de Alcoy. Department Director of the Endocrinology Department, Instituto Bernabeu.

Dr. Bernabeu Pérez, Rafael

- Medical Director of Instituto Bernabeu and gynecologist at his clinic in Alicante.
- Director of the Department of Reproductive Medicine of the Faculty of Medicine, Miguel Hernández University of Elche based at the Bernabeu Institute.
- Director of the Department of Community Medicine and Reproductive Health, Miguel Hernández University.

Dr. Martín Díaz, Rodolfo

- Head of the Obstetrics and La Quirón Torrevieja Hospital.

Dr. Morales Sabater, Ruth

- Pharmacist, Specialist in Genetics and Molecular Biology. IBiotech

Dr. Romero Saavedra, Ruth

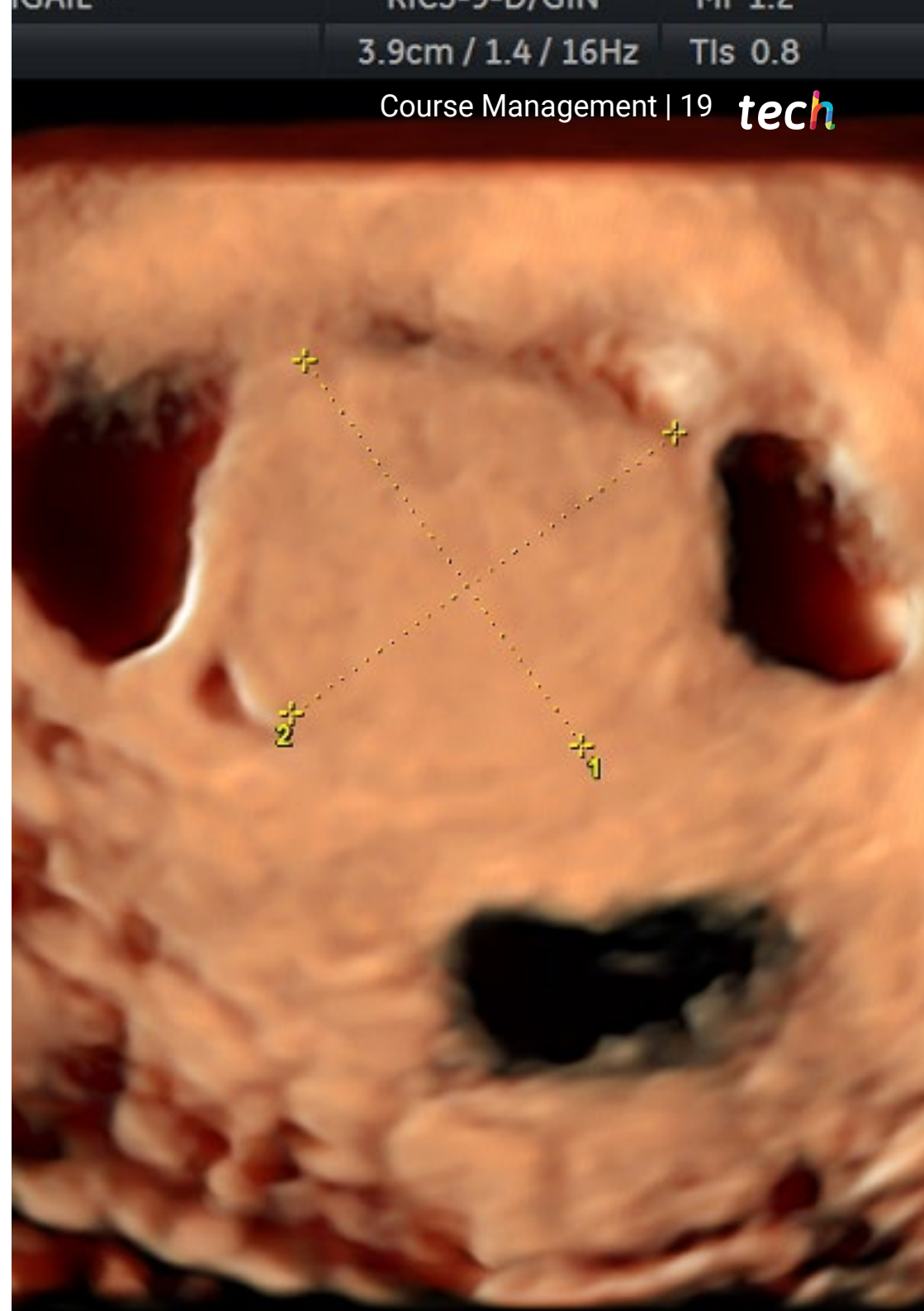
- Gynecologist at Instituto Bernabeu in Madrid

Dr. Albero Amoros, Sonia

- Gynecologist at Clínica Accuna in Alicante, Spain.

Dr. Muñoz Gil, Sonia

- Specialist in Rheumatology. Manises Hospital. Valencia



04

Structure and Content

The structure of the contents has been designed by the best professionals in the field of endometriosis, with extensive experience and recognized prestige in the profession, backed by the volume of cases reviewed, studied and intervened in, and with ample command of new technologies applied to teaching.

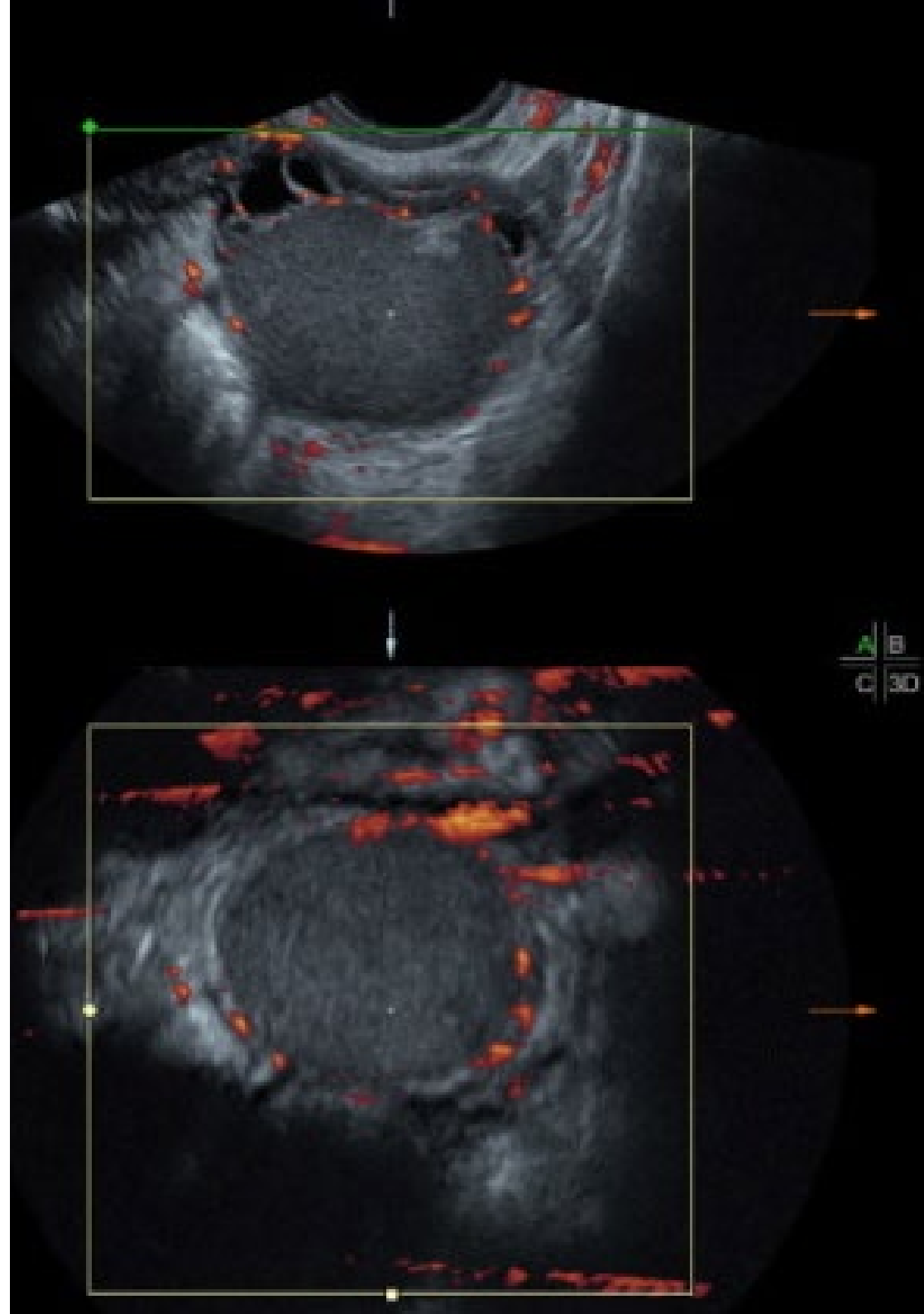


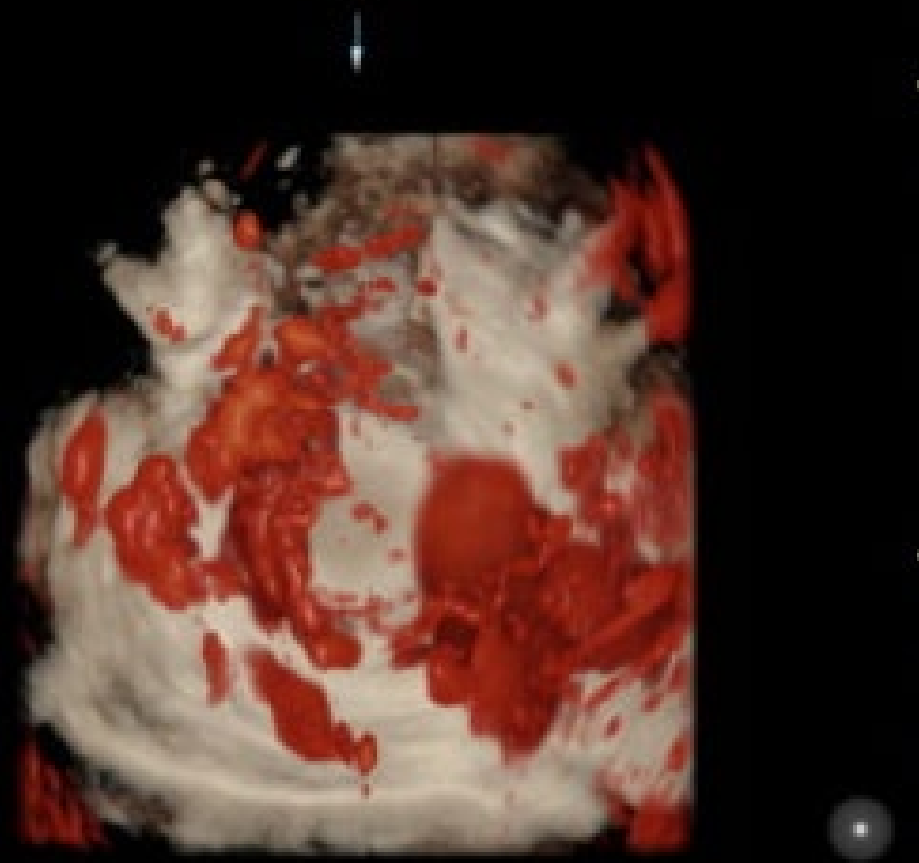
“

This Postgraduate Diploma contains the most complete and up-to-date scientific program on the market, which makes it your best study option"

Module 1. Medical Treatment of Endometriosis

- 1.1. Management of Risk Factors. Modify Lifestyle
 - 1.1.1. Tobacco use
 - 1.1.2. Nutrition
- 1.2. Pain Management with Analgesic Guidelines
 - 1.2.1. COX1 and COX2 Inhibitors
 - 1.2.2. Opioids
 - 1.2.3. Combination
- 1.3. Combined Contraceptives
- 1.4. Progestogens
- 1.5. Dienogest
- 1.6. Danazol
- 1.7. Aromatase Inhibitors
- 1.8. GnRH Agonists
- 1.9. GnRH Antagonists
- 1.10. Treatments under Investigation





Module 2. Invasive Treatment of Endometriosis

- 2.1. Surgical Approaches to Superficial Endometriosis
- 2.2. Surgical Approaches to Adnexal Endometriosis
- 2.3. Surgery for Bladder and Ureteral Endometriosis
- 2.4. Endometriosis Surgery of the Rectovaginal Septum and Uterosacral Ligaments
- 2.5. Intestinal Endometriosis Surgery
- 2.6. Extraperitoneal Endometriosis Surgery
- 2.7. Radical Genital Surgery in Patients with Endometriosis
- 2.8. Endometriosis Post Surgery Complications
- 2.9. Non-invasive Treatment from Interventional Radiology
- 2.10. Post-Surgery Follow-up and Treatment

Module 3. Endometriosis and Fertility

- 3.1. Hormonal and Immunological Causes of Infertility Associated with Endometriosis
- 3.2. Ovarian Reserve and Endometriosis
- 3.3. Fertility Preservation. Oocyte Vitrification
- 3.4. Diagnosis in the Infertile Patient with Endometriosis
 - 3.4.1. Uterine Pathology
 - 3.4.2. Ovarian Pathology
 - 3.4.3. Tubal Pathology
 - 3.4.4. Associated Factors
- 3.5. Algorithm for the Management of Endometriosis Associated with Infertility
- 3.6. Artificial Insemination in the Endometriosis Patient
- 3.7. In Vitro Fertilization in the Patient with Endometriosis.
 - 3.7.1. Dienogest Prior to In Vitro Fertilization
 - 3.7.2. Long Protocol vs. Antagonist
- 3.8. Elective Embryo Freezing vs. Fresh Embryo Transfer
- 3.9. Oocyte and Embryo Quality
- 3.10. Pregnancy and Endometriosis
 - 3.10.1. Endometriosis Improvement
 - 3.10.2. Complications

05

Methodology

This training provides you with a different way of learning. Our methodology uses a cyclical learning approach: ***Re-learning***.

This teaching system is used in the most prestigious medical schools in the world, and major publications such as the ***New England Journal of Medicine*** have considered it to be one of the most effective.



“

Discover Re-learning, a system that abandons conventional linear learning, to take you through cyclical teaching systems: a way of learning that has proven to be extremely effective, especially in subjects that require memorization"

At TECH we use the Case Method

In a given situation, what would you do? Throughout the program, you will be presented with multiple simulated clinical cases based on real patients, where you will have to investigate, establish hypotheses and, finally, resolve the situation. There is abundant scientific evidence on the effectiveness of the method. Specialists learn better, faster, and more sustainably over time.

With TECH you can experience a way of learning that is shaking the foundations of traditional universities around the world.



According to Dr. Gervas, the clinical case is the annotated presentation of a patient, or group of patients, which becomes a "case", an example or model that illustrates some peculiar clinical component, either because of its teaching potential or because of its uniqueness or rarity. It is essential that the case is based on current professional life, trying to recreate the real conditions in the physician's professional practice.

“

Did you know that this method was developed in 1912 at Harvard for law students? The case method consisted of presenting students with real-life, complex situations for them to make decisions and justify their decisions on how to solve them. In 1924, Harvard adopted it as a standard teaching method”

The effectiveness of the method is justified by four fundamental achievements:

1. Students who follow this method not only grasp concepts, but also develop their mental capacity by evaluating real situations and applying their knowledge.
2. The learning process has a clear focus on practical skills that allow the student to better integrate into the real world.
3. Ideas and concepts are understood more efficiently, given that the example situations are based on real-life.
4. Students like to feel that the effort they put into their studies is worthwhile. This then translates into a greater interest in learning and more time dedicated to working on the course.



Re-Learning Methodology

At TECH we enhance the Harvard case method with the best 100% online teaching methodology available: Re-learning.

Our University is the first in the world to combine the study of clinical cases with a 100% online learning system based on repetition, combining a minimum of 8 different elements in each lesson, which represent a real revolution with respect to simply studying and analyzing cases.



The physician will learn through real cases and by solving complex situations in simulated learning environments. These simulations are developed using state-of-the-art software to facilitate immersive learning.

At the forefront of world teaching, the Re-learning method has managed to improve the overall satisfaction levels of professionals who complete their studies, with respect to the quality indicators of the best Spanish-speaking online university (Columbia University).

With this methodology we have trained more than 250,000 physicians with unprecedented success, in all clinical specialties regardless of the surgical load. All this in a highly demanding environment, where the students have a strong socio-economic profile and an average age of 43.5 years.

Re-learning will allow you to learn with less effort and better performance, involving you more in your training, developing a critical mindset, defending arguments, and contrasting opinions: a direct equation to success.

In our program, learning is not a linear process, but rather a spiral (we learn, unlearn, forget, and re-learn). Therefore, we combine each of these elements concentrically.

The overall score obtained by our learning system is 8.01, according to the highest international standards.



In this program you will have access to the best educational material, prepared with you in mind:



Study Material

All teaching material is produced by the specialists who teach the course, specifically for the course, so that the teaching content is highly specific and precise.

This content is then adapted in an audiovisual format that will create our way of working online, with the latest techniques that allow us to offer you high quality in all of the material that we provide you with.



Latest Techniques and Procedures on Video

We introduce you to the latest techniques, to the latest educational advances, to the forefront of current medical techniques. All this, in first person, with the maximum rigor, explained and detailed for your assimilation and understanding. And best of all, you can watch them as many times as you want.



Interactive Summaries

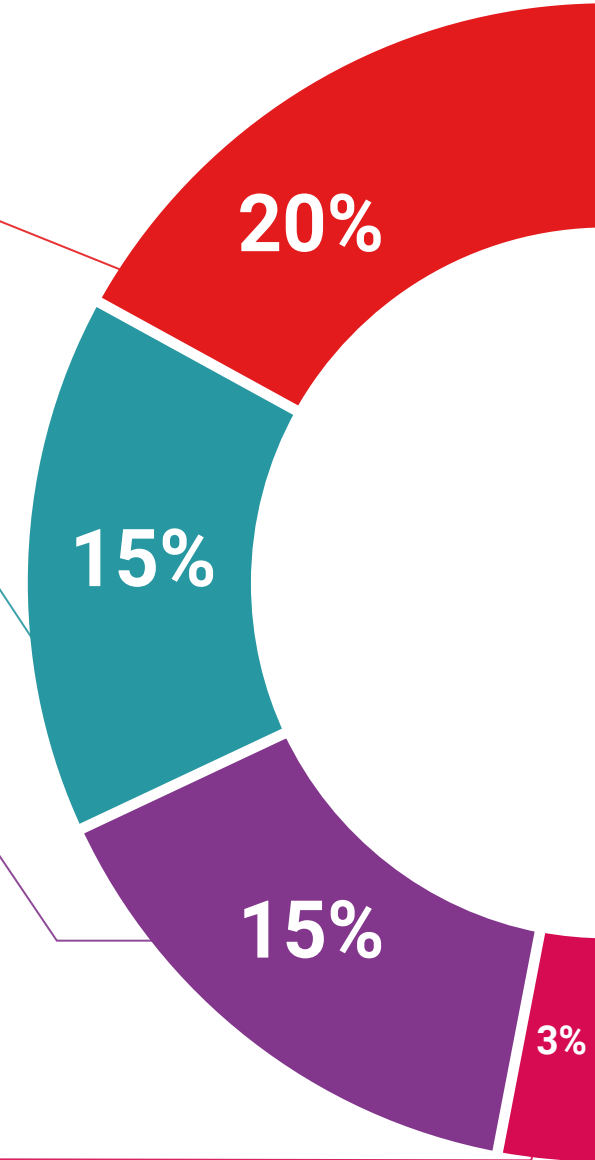
We present the contents attractively and dynamically in multimedia lessons that include audio, videos, images, diagrams, and concept maps in order to reinforce knowledge.

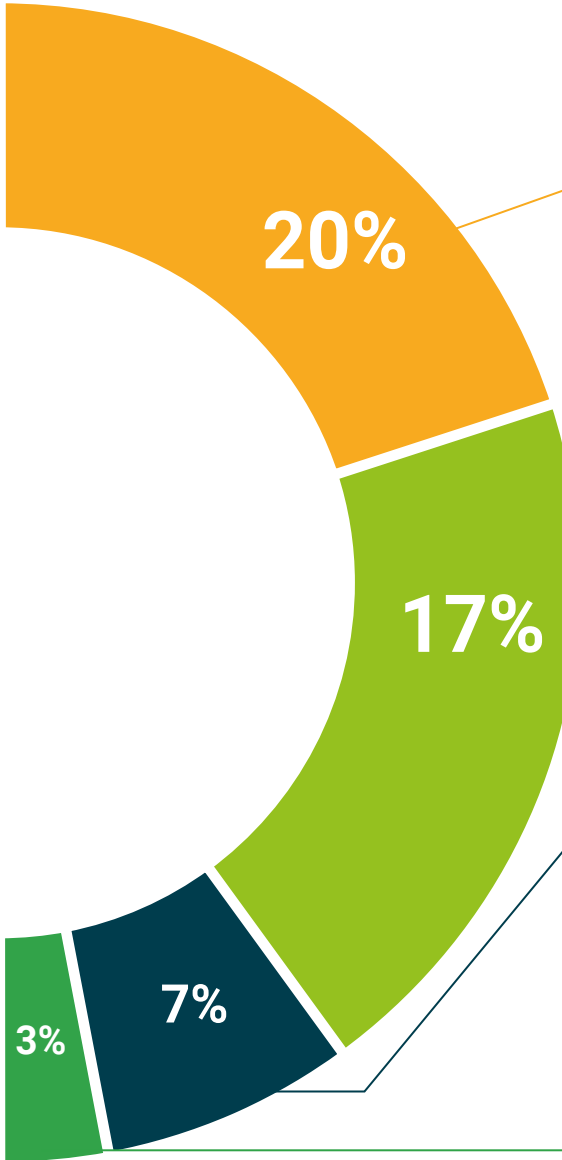
This unique multimedia content presentation training system was awarded by Microsoft as a "European Success Story".



Additional Reading

Recent articles, consensus documents, international guides. in our virtual library you will have access to everything you need to complete your training.





Expert-Led Case Studies and Case Analysis

Effective learning ought to be contextual. Therefore, we will present you with real case developments in which the expert will guide you through focusing on and solving the different situations: a clear and direct way to achieve the highest degree of understanding.



Testing & Re-testing

We periodically evaluate and re-evaluate your knowledge throughout the program, through assessment and self-assessment activities and exercises: so that you can see how you are achieving your goals.



Classes

There is scientific evidence suggesting that observing third-party experts can be useful.
Learning from an expert strengthens knowledge and memory, and generates confidence in our future difficult decisions.



Quick Action Guides

We offer you the most relevant contents of the course in the form of worksheets or quick action guides. A synthetic, practical, and effective way to help you progress in your learning.



06 Certificate

The Postgraduate Diploma in Treatments and Fertility in Endometriosis guarantees you, in addition to the most accurate and up-to-date training, access to a Postgraduate Diploma issued by TECH Technological University.



“

*Successfully complete this specialisation
and receive your university degree
without travel or laborious paperwork”*

This program will allow you to obtain your **Postgraduate Diploma in Treatments and Fertility in Endometriosis** endorsed by **TECH Global University**, the world's largest online university.

TECH Global University is an official European University publicly recognized by the Government of Andorra (*official bulletin*). Andorra is part of the European Higher Education Area (EHEA) since 2003. The EHEA is an initiative promoted by the European Union that aims to organize the international training framework and harmonize the higher education systems of the member countries of this space. The project promotes common values, the implementation of collaborative tools and strengthening its quality assurance mechanisms to enhance collaboration and mobility among students, researchers and academics.

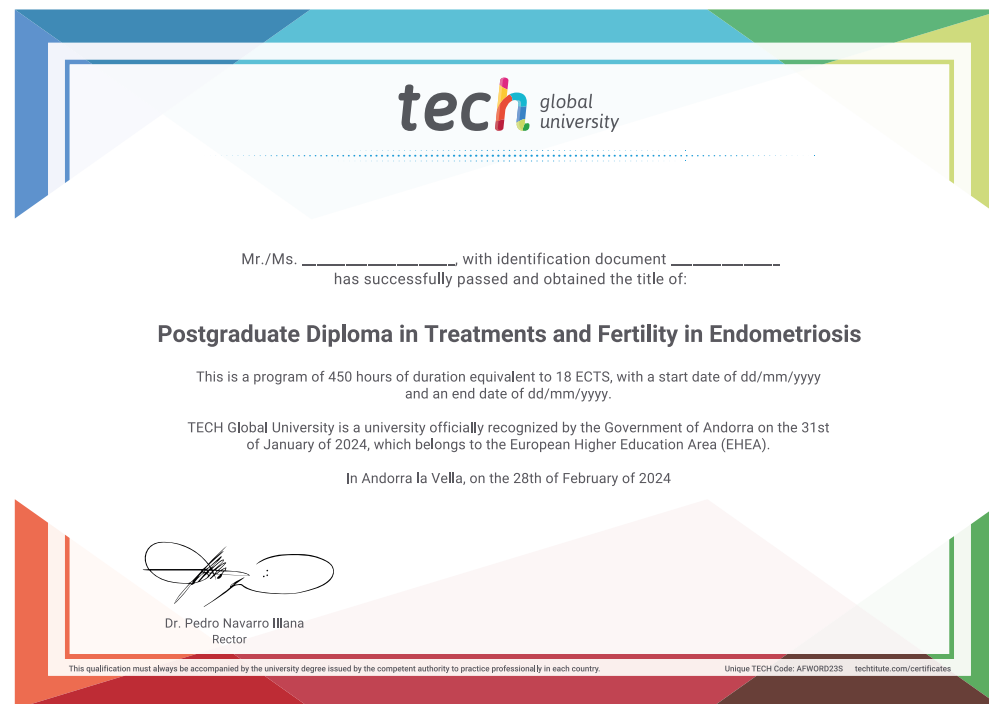
This **TECH Global University** title is a European program of continuing education and professional updating that guarantees the acquisition of competencies in its area of knowledge, providing a high curricular value to the student who completes the program.

Title: **Postgraduate Diploma in Treatments and Fertility in Endometriosis**

Modality: **online**

Duration: **6 months**

Accreditation: **18 ECTS**



*Apostille Convention. In the event that the student wishes to have their paper Diploma issued with an apostille, TECH Global University will make the necessary arrangements to obtain it, at an additional cost.

future
health confidence people
education information tutors
guarantee accreditation teaching
institutions technology learning
community commitment
personalized service innovation
knowledge present
online training
development languages
virtual classroom



Postgraduate Diploma
Treatments and Fertility
in Endometriosis

- » Modality: online
- » Duration: 6 months
- » Certificate: TECH Global University
- » Credits: 18 ECTS
- » Schedule: at your own pace
- » Exams: online

Postgraduate Diploma Treatments and Fertility in Endometriosis

