

Postgraduate Diploma

Risk Situations, Prevention
Measures and Therapeutics in
Pediatric Infectious Diseases





Postgraduate Diploma

Risk Situations, Prevention Measures and Therapeutics in Pediatric Infectious Diseases

- » Modality: online
- » Duration: 6 months
- » Certificate: TECH Global University
- » Credits: 16 ECTS
- » Schedule: at your own pace
- » Exams: online

Website: www.techtute.com/us/medicine/postgraduate-diploma/postgraduate-diploma-risk-situations-prevention-measures-therapeutics-infectious-diseases

Index

01

Introduction

p. 4

02

Objectives

p. 8

03

Course Management

p. 12

04

Structure and Content

p. 16

05

Methodology

p. 20

06

Certificate

p. 28

01

Introduction

Infectious diseases, due to their frequency in emergency department and primary care, account for more than 60 percent of consultations. From the end of the neonatal period to 5 years of age, pneumonia, malaria and diarrhea are the main causes of death. As can be intuited, this leads to a therapeutic approach, which in many cases will be with antibacterial, antiviral or antifungal agents.





“

The Postgraduate Diploma in Risk Situations, Prevention Measures and Therapeutics in Pediatric Infectious Diseases contains the most complete and updated scientific program on the market"

Infectiology is constantly undergoing changes. At the epidemiological level, with the emergence or re-emergence of certain diseases that are unknown or have little practice (zika, chikungunya, hemorrhagic fevers, among others), others that have fallen into oblivion or are unknown to younger physicians such as diphtheria, measles, whooping cough or flaccid paralysis associated with the polio vaccine virus.

At the therapeutic level, the emergence of resistance (BLEES, MRSA, carbapenem-resistant enterobacteria, etc.), often caused by our unwise and rational use of drugs, creates problems for the clinician when it comes to initial empirical treatment in certain situations.

At the diagnostic level, the increasingly frequent availability of new techniques allows a more rapid etiological diagnosis or by complementary techniques that require clinical diagnostic orientation such as ultrasound, computed tomography or magnetic resonance imaging. Without forgetting the support that the clinician has in laboratory tests that determine acute phase reactants such as procalcitonin or C-reactive protein, which are sometimes given excessive importance, forgetting that we treat patients and not laboratory results.

All this means that, in order to attend these patients with the maximum guarantee, the clinician must maintain a continuous training, even if they are not a specialist, since, as we have mentioned, the percentage of visits or interconsultations related to the infection is very high. If we add to this the increasing amount of information provided by parents, sometimes not always contrasted, professional updating becomes essential to be able to provide adequate information according to the current scientific evidence at all times.

The Postgraduate Diploma in Risk Situations, Prevention Measures and Therapeutics in Pediatric Infectious Diseases contains the most complete and updated scientific program on the market. The most important features of the program include:

- Clinical cases presented by experts in the different specialties. The graphic, schematic, and eminently practical contents with which they are created provide scientific and practical information on the disciplines that are essential for professional practice.
- Developments on Risk Situations, Prevention Measures and Therapeutics in Pediatric Infectious Diseases
- Algorithm-based interactive learning system for decision-making in the presented clinical situations.
- With a special emphasis on evidence-based medicine and research methodologies in Risk Situations, Prevention and Therapeutic measures in Infectious Diseases.
- All of this will be complemented by theoretical lessons, questions to the expert, debate forums on controversial topics, and individual reflection assignments.
- Content that is accessible from any fixed or portable device with an Internet connection.



Update your knowledge through the Postgraduate Diploma in Risk Situations, Prevention Measures and Therapeutics in Pediatric Infectious Diseases, in a practical way and adapted to your needs"

“

This Postgraduate Diploma may be the best investment you can make in the selection of an up-to-date program for two reasons: in addition to updating your knowledge in Risk Situations, Prevention Measures and Therapeutics in Pediatric Infectious Diseases, you will obtain a Postgraduate Diploma from TECH Global University"

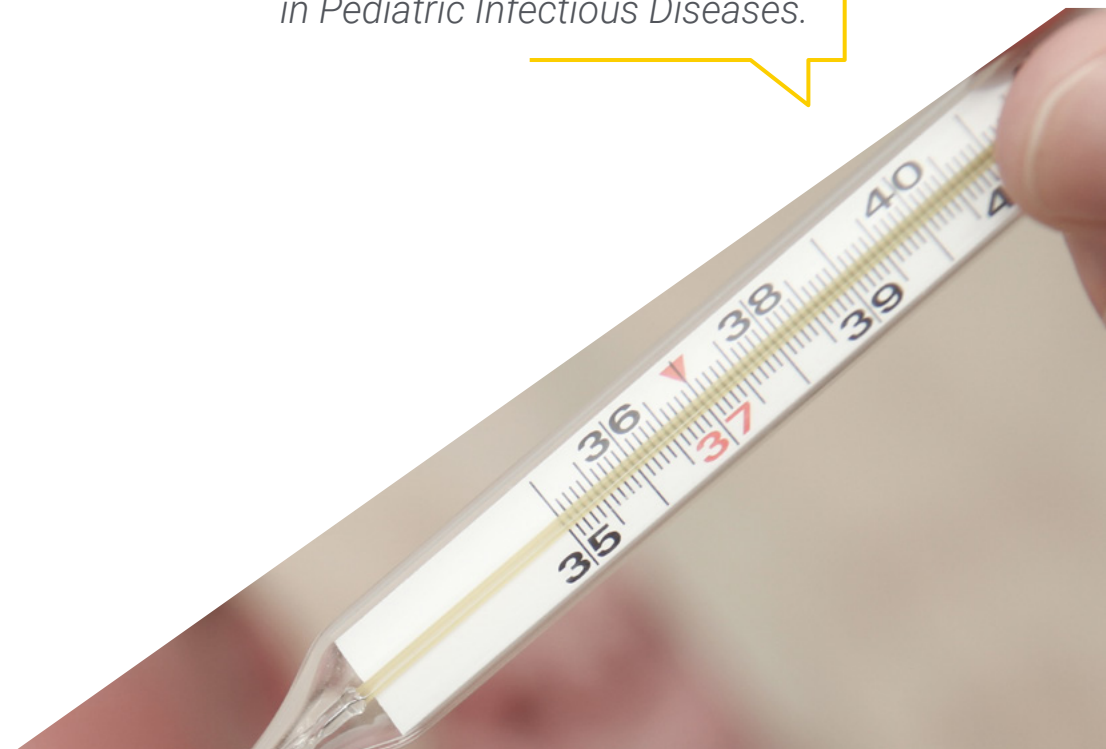
Its teaching staff includes health professionals from the field of Risk Situations, Prevention Measures, who bring to this training the experience of their work, in addition to recognized specialists belonging to leading scientific societies.

The multimedia content developed with the latest educational technology will provide the professional with situated and contextual learning, i.e., a simulated environment that will provide immersive training program to train in real situations.

This program is designed around Problem Based Learning, whereby the medical must try to solve the different professional practice situations that arise during the course. This will be done with the help of an innovative interactive video system developed by renowned experts in the field of Prevention and Therapeutic measures in Infectious Diseases with extensive teaching experience.

Increase your confidence in decision making by updating your knowledge through this Postgraduate Diploma in Risk Situations, Prevention Measures and Therapeutics in Pediatric Infectious Diseases

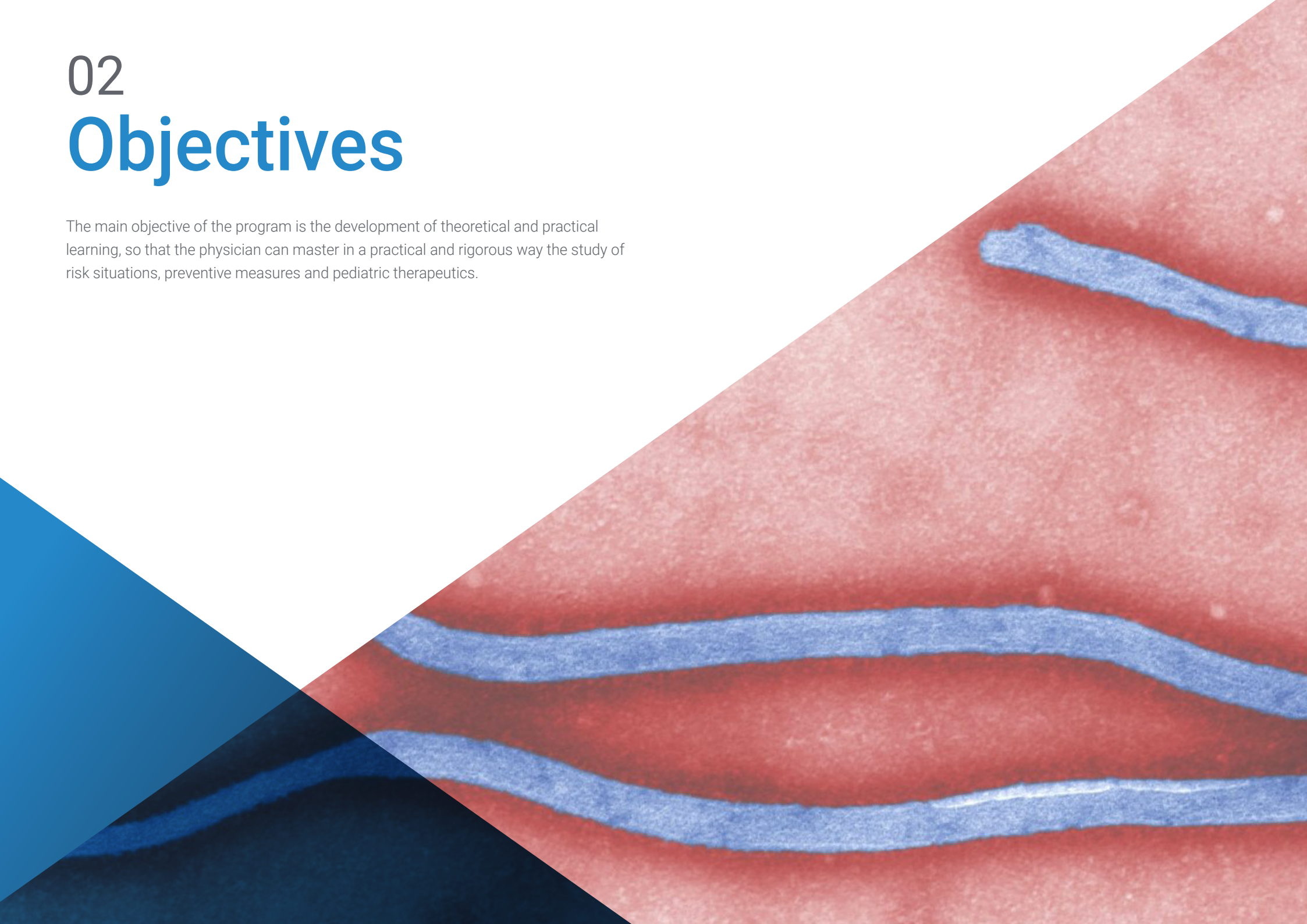
Don't miss the opportunity to update your knowledge on Risk Situations, Prevention Measures and Therapeutics in Pediatric Infectious Diseases.



02

Objectives

The main objective of the program is the development of theoretical and practical learning, so that the physician can master in a practical and rigorous way the study of risk situations, preventive measures and pediatric therapeutics.



“

This refresher program will generate a sense of security in the performance of the physician's praxis, which will help you grow personally and professionally"



General Objectives

- Update the knowledge of the pediatrician or the physician who treats children, through the latest advances in the field of Primary Care or Hospital Infectious Diseases, in order to increase the quality of care, the safety of the physician and achieve the best outcome for the patient.



Specific Objectives by Modules

- Describe the current epidemiology with the changes that have occurred in the last decade.
- Identify the epidemiological situation of bacterial meningitis.
- Explain the epidemiology of tuberculosis in our environment and the resistance to treatment.
- Describe the microbiome, its relationship to health and disease.
- Explain the role of fever associated with infection and antipyretic therapeutics.
- Describe the alterations of the immune system that contribute to vulnerability to infection.
- Describe the management of severe sepsis and code sepsis.
- Identify the updated diagnostic criteria for viral hepatitis and its current treatment.
- Describe the appropriate management of tuberculosis: infection, disease and contact study.
- Acquire current knowledge of Mycoplasma pathology.
- Describe the management of vertically transmitted or adolescent HIV infection.



- ♦ Describe the use of antiretrovirals, determination of resistance and side effects.
- ♦ Describe the optimal and rational use of antibacterials against multidrug-resistant bacteria.
- ♦ Describe the current use of vaccines, doses, intervals, side effects, responses to anti-vaccine movements.
- ♦ Describe the indications for antibiotic prophylaxis and post-exposure prophylaxis.

“

Make the most of the opportunity and take the step to get up to date on the latest developments in Pediatric Prevention and Therapeutics”



03

Course Management

This program includes in its teaching staff health professionals of recognized prestige, who belong to the field of pediatric prevention and therapeutics and who pour into this training the experience of their work. In addition involved, renowned specialists, members of prestigious national and international scientific communities, are in designing and preparing the program.





“

Learn from leading professionals the latest advances in Risk Situations, Prevention Measures and Therapeutics in Pediatric Infectious Diseases”

Guest Director



Dr. Hernández-Sampelayo Matos, Teresa

- ♦ Head of Pediatrics Service and ACES at the Gregorio Marañón General University Hospital.
- ♦ Head of the Pediatric Infectious Diseases Section at the Gregorio Marañón General University Hospital.
- ♦ Accreditation by ANECA as a contract professor Doctor of the National Agency for Quality Assessment and Accreditation.
- ♦ Emergency Pediatrics of the Autonomous University of Madrid. Medicine.
- ♦ Pediatric Gastroenterology of the Autonomous University of Madrid. Medicine.
- ♦ Neonatology of the Autonomous University of Madrid. Medicine.
- ♦ Project on Determination of free cytokine profile in plasma and specific response against Mycobacterium tuberculosis. Utility as biomarkers in children with active tuberculous disease and latent tuberculous infection.
- ♦ Pediatric Antifungal Optimization Program at Astllas Pharma Europe Ltd.

Management



Dr. Otero Reigada, María Carmen

- ♦ Former chief clinician in infectious diseases and infants at La Fe de Valencia University Hospital.
- ♦ Pediatric Infectious Diseases Specialist.
- ♦ Specialist in Clinical Microbiology.
- ♦ Currently pediatrician and pediatric infectologist at Quironsalud Hospital of Valencia.

Teachers

Dr. Aguilera Alonso, David

- ♦ Attending Physician in Pediatrics and Specific Areas / Pediatric Infectious Diseases Unit at the Gregorio Marañón General University Hospital.
- ♦ Degree in Medicine and Surgery from the Universitat de València.
- ♦ Master's Degree in Pediatric Infectious Diseases at the Complutense University of Madrid.

Dr. Calle Miguel, Laura

- ♦ Health Service of the Principality of Asturias, Health Area V, Pediatric Specialist Physician.
- ♦ Master's Degree in Research in Medicine from the University of Oviedo
- ♦ Degree in Medicine and Surgery from the University of Oviedo.

Dr. Hernanz Lobo, Alicia

- ♦ Assistant Pediatric Physician at the Gregorio Marañón General University Hospital.

Graduated in Medicine from the Complutense University of Madrid (UCM) in 2012.

- ♦ Specialist in Pediatrics and its Specific Areas, having trained as a resident intern at the Gregorio Marañón General University Hospital.
- ♦ Master's Degree in Pediatric Infectious Diseases Complutense University of Madrid.

Dr. Manzanares Casteleiro, Ángela.

- ♦ Medical Doctor, Autonomous University of Madrid. Completion of the Pediatrics specialty in May 2020.
- ♦ Currently working until 12/31/2020 in the Pediatric Infectious Diseases Section of the 12 de Octubre University Hospital and the Pediatric Clinical Research Unit of the 12 de Octubre Hospital.
- ♦ Studying since October 2020 the Master's Degree in Pediatric Infectious Diseases at the Complutense University of Madrid with clinical practice at the Gregorio Marañón Hospital.

Dr. Canyete, Adela

- ♦ Head of the Oncology Pediatric Unit (University and Polytechnic Hospital La Fe).

Dr. Dasí Carpio, María Ángeles

- ♦ Head of the Hematology Unit (University and Polytechnic Hospital La Fe).
- ♦ Professor at the Universitat de València

Dr. Gobernado Serrano, Miguel

- ♦ Specialist in Clinical Microbiology, attached to the University and Polytechnic Hospital La Fe, of Valencia.

Dr. Martínez Morel, Héctor

- ♦ Doctor of Medicine
- ♦ Specialist in Preventive Medicine and Public Health.
- ♦ Specialist Area Physician (University and Polytechnic Hospital La Fe).

Dr. Mollar Maseres, Juan

- ♦ Head of Section of Preventive Medicine (University and Polytechnic Hospital La Fe).
- ♦ Doctor of Medicine

Dr. Meyer García, Mari Carmen

- ♦ Specialist in Preventive Medicine and Public Health.
- ♦ Specialist Area Physician (University and Polytechnic Hospital La Fe).

Dr. Monteagudo Montesinos, Emilio

- ♦ Head of Pediatric Services (University and Polytechnic Hospital La Fe).

Dr. Rodríguez, Héctor

- ♦ Pediatrician at the Aldaya Health Center, Manises Hospital.

04

Structure and Content

The structure of the contents has been designed by a team of professionals knowledgeable about the implications of training in daily medical practice, aware of the relevance of current training in order to be able to act with pediatric patients at risk of infection and committed to quality teaching through new educational technologies.



“

The Postgraduate Diploma in Risk Situations, Prevention Measures and Therapeutics in Pediatric Infectious Diseases contains the most complete and updated scientific program on the market"

Module 1. Infection in the Patient at Risk

- 1.1. Children with Immunomodulatory Treatments in Rheumatology.
 - 1.1.1. Management of Patients Undergoing Immunomodulatory Treatments.
- 1.2. Current Empiricism of Infections in Oncology Patients.
 - 1.2.1. Adenovirus Infections in Hemato-Oncology.
 - 1.2.2. Diagnostic and Therapeutic Approach to Febrile Neutropenia in Cancer Patients.
 - 1.2.3. Empirical and Targeted Treatment of Infections in Cancer Patients.
- 1.3. Infections and Current Response to Children with Underlying Pathology.
 - 1.3.1. Risk infections in Patients with Hemolytic Anemias (emoglobinopathies and Membranopathies).
 - 1.3.2. Treatment of Severe Neutropenia and Congenital and Functional Asplenia.
 - 1.3.3. Infections in Children with Cystic Fibrosis.
- 1.4. Current Approach to Infections in the Transplanted Child.
 - 1.4.1. Cytomegalovirus and BK Virus Infections in Transplant Recipients.

Module 2. HIV Infection in Pediatrics and Adolescence

- 2.1. Vertical Transmission.
 - 2.1.1. Current Situation of Vertical Transmission in our Environment.
 - 2.1.2. Prevention and Management.
- 2.2. Infection in Adolescents.
- 2.3. Antiretrovirals in Pediatrics.
 - 2.3.1. Updates.
 - 2.3.2. Combinations.
 - 2.3.3. Determination of Resistance.
 - 2.3.4. Side Effects and Metabolic Alterations.
- 2.4. Pharmacokinetics.
 - 2.4.1. Interactions.
 - 2.4.2. Level Monitoring.
- 2.5. When and How to Start HAART.
- 2.6. Current Management of HBV and HCV Coinfection.



Module 3. Treatment in Pediatric Infectious Diseases

- 3.1. Pharmacokinetics and Pharmacodynamics of Antibacterial Agents in Pediatrics.
- 3.2. Bacterial Resistance and Antibiotherapy.
 - 3.2.1. Carbapenem-Resistant Enterobacteriaceae, BLES, MRSA, Vancomycin-Resistant.
 - 3.2.2. Resistance to Antifungals.
- 3.3. Choice of Antibiotics in the Different Families.
 - 3.3.1. Beta-Lactams.
 - 3.3.2. Macrolides.
 - 3.3.3. Aminoglycosides.
 - 3.3.4. Fluoroquinolones.
- 3.4. Choice Among the Different Families of Antifungals.
 - 3.4.1. Azoles.
 - 3.4.2. Echinocandins.
 - 3.4.3. Polyenes.
- 3.5. Resurrection of Old Therapeutic Agents.
- 3.6. New Antibiotics or Families.
 - 3.6.1. Ceftobiprole, Ceftaroline, Doripenem, Dalbavancin, Talavicina, Teixobactin, Ceftolozane-Tazobactam, Ceftazidime-Avibactam, Lugdunin, Oritavancin, Iclaprim, Ramoplanin, Fidaxomicin, Fidaxomicin.
- 3.7. New Tuberculostatics.
- 3.8. Antibiotherapy in Obese Pediatric Patients.
- 3.9. New Requirements for the Rational and Judicious Choice of Suitable Treatment.
 - 3.9.1. Antibiotic Policy in Hospitals and Primary Care Optimization Program.
- 3.10. Role of Agriculture and Animal Husbandry in Antibiotic Resistance.
- 3.11. Use of Antivirals.
 - 3.11.1. In Immunocompetent Patients.
 - 3.11.2. Use of Antivirals in Immunocompromised Patients.
- 3.12. Essential Antiparasitic Drugs in Pediatrics.
- 3.13. Update on Allergy to Anti-Infectives Alternatives.
- 3.14. Monitoring of Anti-Infectives.
- 3.15. Update on the Duration of Antibiotic Treatments.

Module 4. Preventive Measures

- 4.1. Control and Response to Hospital Outbreaks of Infection.
 - 4.1.1. Common Microorganisms.
 - 4.1.2. Current Multidrug-Resistant Microorganisms (Including Decontamination in the MRSA Patient).
- 4.2. Hospital Organization and Control of Today's Multidrug-Resistant Microorganisms.
- 4.3. Current Indications for Isolation in Hospital Pediatrics.
- 4.4. Current Vaccines.
 - 4.4.1. Prematurity.
 - 4.4.2. Immunodeficient Child.
 - 4.4.3. Child Undergoing Immunosuppressive Treatments.
 - In case of Accidental Puncture. 4.4.4. Splenectomized Patients.
 - 4.4.5. Transplant Recipients.
 - 4.4.6. HIV.
- 4.5. Update on Vaccination of Children in Special Situations.
- 4.6. Current Indications for Antibiotic Prophylaxis.
- 4.7. Indications for Prophylaxis.
 - 4.7.1. In case of Accidental Puncture.
 - 4.7.2. Indications for Sexual Abuse Prophylaxis.
- 4.8. Post-Exposure Performance.
 - 4.8.1. Chickenpox.
 - 4.8.2. Measles.
 - 4.8.3. In Hepatitis B.
 - 4.8.4. In Hepatitis A.
 - 4.8.5. TB.
 - 4.8.6. Tetanus:
 - 4.8.7. Anger
- 4.9. Current Status of Perioperative Prophylaxis of the Surgical Patient.
- 4.10. Update on Antibiotic Prophylaxis in Transplant Children and Patients Treated for Atypical Hemolytic Uremic Syndrome.

05

Methodology

This training program provides you with a different way of learning. Our methodology uses a cyclical learning approach: ***Re-learning***.

This teaching system is used in the most prestigious medical schools in the world, and major publications such as the ***New England Journal of Medicine*** have considered it to be one of the most effective.



“

Discover Re-learning, a system that abandons conventional linear learning, to take you through cyclical teaching systems: a way of learning that has proven to be extremely effective, especially in subjects that require memorization"

At TECH we use the Case Method

In a given situation, what would you do? Throughout the program, you will be presented with multiple simulated clinical cases based on real patients, where you will have to investigate, establish hypotheses and, finally, resolve the situation. There is abundant scientific evidence on the effectiveness of the method. Specialists learn better, faster, and more sustainably over time.

With TECH you can experience a way of learning that is shaking the foundations of traditional universities around the world.



According to Dr. Gervas, the clinical case is the annotated presentation of a patient, or group of patients, which becomes a "case", an example or model that illustrates some peculiar clinical component, either because of its teaching potential or because of its uniqueness or rarity. It is essential that the case is based on current professional life, trying to recreate the real conditions in professional medical practice.

“

Did you know that this method was developed in 1912 at Harvard for law students? The case method consisted of presenting students with real-life, complex situations for them to make decisions and justify their decisions on how to solve them. In 1924, Harvard adopted it as a standard teaching method”

The effectiveness of the method is justified by four fundamental achievements:

1. Students who follow this method not only grasp concepts, but also develop their mental capacity by evaluating real situations and applying their knowledge.
2. The learning process has a clear focus on practical skills that allow the student to better integrate into the real world.
3. Ideas and concepts are understood more efficiently, given that the example situations are based on real-life.
4. Students like to feel that the effort they put into their studies is worthwhile. This then translates into a greater interest in learning and more time dedicated to working on the course.



Re-Learning Methodology

At TECH we enhance the Harvard case method with the best 100% online teaching methodology available: Re-learning.

Our University is the first in the world to combine the study of clinical cases with a 100% online learning system based on repetition, combining a minimum of 8 different elements in each lesson, which represent a real revolution with respect to simply studying and analyzing cases.



The physician will learn through real cases and by solving complex situations in simulated learning environments. These simulations are developed using state-of-the-art software to facilitate immersive learning.

At the forefront of world teaching, the Re-learning method has managed to improve the overall satisfaction levels of professionals who complete their studies, with respect to the quality indicators of the best Spanish-speaking online university (Columbia University).

With this methodology we have trained more than 250,000 physicians with unprecedented success, in all clinical specialties regardless of the surgical load. All this in a highly demanding environment, where the students have a strong socio-economic profile and an average age of 43.5 years.

Re-learning will allow you to learn with less effort and better performance, involving you more in your specialization, developing a critical mindset, defending arguments, and contrasting opinions: a direct equation to success.

In our program, learning is not a linear process, but rather a spiral (we learn, unlearn, forget, and re-learn). Therefore, we combine each of these elements concentrically.

The overall score obtained by our learning system is 8.01, according to the highest international standards.



In this program you will have access to the best educational material, prepared with you in mind:



Study Material

All teaching material is produced by the specialists who teach the course, specifically for the course, so that the teaching content is highly specific and precise.

This content is then adapted in an audiovisual format that will create our way of working online, with the latest techniques that allow us to offer you high quality in all of the material that we provide you with.



Latest Techniques and Procedures on Video

We introduce you to the latest techniques, to the latest educational advances, to the forefront of current medical techniques. All this, in first person, with the maximum rigor, explained and detailed for your assimilation and understanding. And best of all, you can watch them as many times as you want.



Interactive Summaries

We present the contents attractively and dynamically in multimedia lessons that include audio, videos, images, diagrams, and concept maps in order to reinforce knowledge.

This unique multimedia content presentation training system was awarded by Microsoft as a "European Success Story".



Additional Reading

Recent articles, consensus documents, international guides. in our virtual library you will have access to everything you need to complete your training.





Expert-Led Case Studies and Case Analysis

Effective learning ought to be contextual. Therefore, we will present you with real case developments in which the expert will guide you through focusing on and solving the different situations: a clear and direct way to achieve the highest degree of understanding.



Testing & Re-testing

We periodically evaluate and re-evaluate your knowledge throughout the program, through assessment and self-assessment activities and exercises: so that you can see how you are achieving your goals.



Classes

There is scientific evidence suggesting that observing third-party experts can be useful.

Learning from an expert strengthens knowledge and memory, and generates confidence in our future difficult decisions.



Quick Action Guides

We offer you the most relevant contents of the course in the form of worksheets or quick action guides. A synthetic, practical, and effective way to help you progress in your learning.



06 Certificate

The Postgraduate Diploma in Risk Situations, Prevention Measures and Therapeutics in Pediatric Infectious Diseases guarantees you, in addition to the most accurate and up-to-date training, access to a Postgraduate Diploma issued by TECH Global University.



“

Successfully complete this training and receive your university degree without travel or laborious paperwork”

This private qualification will allow you to obtain a **Postgraduate Diploma in Risk Situations, Prevention Measures and Therapeutics in Pediatric Infectious Diseases** endorsed by **TECH Global University**, the world's largest online university.

TECH Global University is an official European University publicly recognized by the Government of Andorra ([official bulletin](#)). Andorra is part of the European Higher Education Area (EHEA) since 2003. The EHEA is an initiative promoted by the European Union that aims to organize the international training framework and harmonize the higher education systems of the member countries of this space. The project promotes common values, the implementation of collaborative tools and strengthening its quality assurance mechanisms to enhance collaboration and mobility among students, researchers and academics.

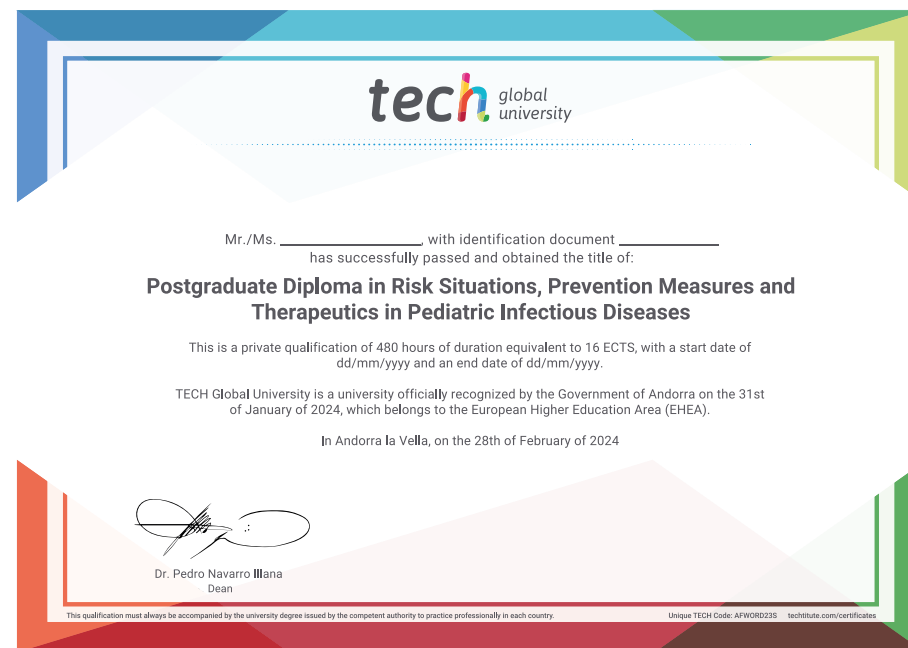
This **TECH Global University** private qualification is a European program of continuing education and professional updating that guarantees the acquisition of competencies in its area of knowledge, providing a high curricular value to the student who completes the program.

Title: **Postgraduate Diploma in Risk Situations, Prevention Measures and Therapeutics in Pediatric Infectious Diseases**

Modality: **online**

Duration: **6 months**

Accreditation: **16 ECTS**



*Apostille Convention. In the event that the student wishes to have their paper diploma issued with an apostille, TECH Global University will make the necessary arrangements to obtain it, at an additional cost.

health confidence people
education information tutors
guarantee accreditation teaching
institutions technology learning
community commitment
personalized service innovation
knowledge presentation
online training
development languages
virtual classroom



Postgraduate Diploma
Risk Situations, Prevention
Measures and Therapeutics
in Pediatric Infectious Diseases

- » Modality: online
- » Duration: 6 months
- » Certificate: TECH Global University
- » Credits: 16 ECTS
- » Schedule: at your own pace
- » Exams: online

Postgraduate Diploma

Risk Situations, Prevention
Measures and Therapeutics in
Pediatric Infectious Diseases

