

Postgraduate Diploma

Pulmonary, ENT and Cerebral
Medical Oncology





Postgraduate Diploma Pulmonary, ENT and Cerebral Medical Oncology

- » Modality: online
- » Duration: 6 months
- » Certificate: TECH Global University
- » Credits: 18 ECTS
- » Schedule: at your own pace
- » Exams: online

Website: www.techtute.com/us/medicine/postgraduate-diploma/postgraduate-diploma-pulmonary-ent-cerebral-medical-oncology

Index

01

Introduction

p. 4

02

Objectives

p. 8

03

Course Management

p. 12

04

Structure and Content

p. 16

05

Methodology

p. 20

06

Certificate

p. 28

01

Introduction

Lung cancer is among the most commonly diagnosed cancers in the world and the number of patients suffering from some type of cancer is expected to increase in the coming years. The most innovative treatments and advanced diagnostics have, however, allowed many patients to recover. These results are largely due to scientific and technological progress, of which the medical professional must be aware. This 100% online program provides students with the latest knowledge in oncology with multimedia content that is at the forefront of academic teaching.





“

A Postgraduate Diploma in order to delve into and renew the broad knowledge of oncology patients”

This program is aimed primarily at medical professionals who wish to update and deepen their knowledge in lung, ENT and brain cancer through the latest multimedia content provided by a specialized teaching team with extensive experience in the management and approach of oncology patients.

A program where students, throughout the 6 months of duration, will carry out an extensive review of the different types of lung cancer, focusing on the most important molecular profiles and treatment targets, as well as on the diagnosis, staging and treatment of the different head and neck tumors in ENT cancer. Likewise, the medical professional will be able to learn more about the most recent treatments available and their future possibilities in patients with brain tumors.

A Postgraduate Diploma with a theoretical as well as practical approach, since the simulations of real cases present in the syllabus will allow you to renew your knowledge in a way that is closer to the usual clinical practice that the medical professional may encounter. An excellent opportunity offered by TECH to all healthcare personnel who wish to combine their professional work with high-level education.

This university degree offers the possibility of accessing it comfortably from a computer or *Tablet* with internet connection and whenever the students wish, since this online program does not have sessions with fixed schedules. In this way, the medical professionals will be able to refresh their knowledge without leaving aside other areas of their lives, with the most recent multimedia content in Oncology and with a *Relearning* system, which will allow them to advance in this teaching in a more natural way and in a progressive manner.

This **Postgraduate Diploma in Pulmonary, ENT and Cerebral Medical Oncology** contains the most complete and up-to-date scientific program on the market. The most important features include:

- ♦ The development of case studies presented by medical experts specialized in Oncology
- ♦ The graphic, schematic, and practical contents with which they are created, provide scientific and practical information on the disciplines that are essential for professional practice
- ♦ Practical exercises where self-assessment can be used to improve learning
- ♦ Its special emphasis on innovative methodologies
- ♦ Theoretical lessons, questions to the expert, debate forums on controversial topics, and individual reflection assignments
- ♦ Content that is accessible from any fixed or portable device with an Internet connection



A university program designed for you to access comfortably at any time and from any device with an internet connection"

“Are you looking to improve your knowledge on the main studies aimed at Lung Cancer Screening and what would be the target population? This Postgraduate Diploma introduces you to all the advances”

A faculty with extensive experience in Oncology patients will be responsible for providing the latest knowledge in ENT cancer.

Simulations of real cases, video summaries and specialized readings make up the most updated syllabus of this Postgraduate Diploma.

The program includes, in its teaching staff, professionals from the sector who bring to this program the experience of their work, in addition to recognized specialists from prestigious reference societies and universities.

The multimedia content, developed with the latest educational technology, will provide the professional with situated and contextual learning, i.e., a simulated environment that will provide immersive education programmed to learn in real situations.

This program is designed around Problem-Based Learning, whereby the professional must try to solve the different professional practice situations that arise during the academic year. For this purpose, the student will be assisted by an innovative interactive video system created by renowned and experienced experts.



02 Objectives

After completing this Postgraduate Diploma, the medical professional will have achieved a renewal of their knowledge with the most recent studies and scientific advances in the field of Medical Oncology. Video summaries, detailed videos and specialized readings will help students to update their knowledge in the diagnosis and most appropriate treatment for patients with lung, laryngeal, pharyngeal cancer in its different stages, as well as brain tumors. The management and faculty of this degree program will guide you in achieving these goals. to achieve these goals.





“

A university education in which you will renew your knowledge in the diagnosis and treatment of patients with lung cancer”



General Objectives

- ♦ Know how to perform a good assessment of the cancer patient, starting with the epidemiology, diagnosis and staging of the most common tumors
- ♦ Delve into the complementary studies that help us in the diagnosis and decision making of the main neoplasms
- ♦ Become familiar with the main genetic syndromes that predispose to the development of this disease
- ♦ Recognize and manage the main breast, lung, digestive, urological, gynecological and mesenchymal tumors

“

Learn about the most recent scientific studies on immunotherapy in brain tumors”





Specific Objectives

Module 1. Lung Cancer

- ◆ Perform an adequate diagnosis and staging of lung cancer, knowing the main diagnostic tests that should be performed
- ◆ Learn the different stages of lung cancer and apply the best treatment for each one of them
- ◆ Know the main studies aimed at lung cancer Screening and the target population
- ◆ Know how to identify the histological subtypes of lung cancer. Differentiate between large cells and small cells
- ◆ Know the main Driver mutations (EGFR, ALK and ROS 1), as well as the role of PDL1. Targeted therapies, both tyrosine kinase inhibitors and immunotherapy. Main indications and toxicity

Module 2. ORL tumours

- ◆ Manage the diagnosis and staging of the main ENT tumors
- ◆ Know the most appropriate treatments according to tumor staging and location
- ◆ Gain in-depth knowledge of treatments for metastatic disease, highlighting the most innovative ones, such as immunotherapy

Module 3. Brain Tumors

- ◆ Understanding the role of immunotherapy in brain tumors
- ◆ Gain an in-depth understanding of the main brain tumors
- ◆ Know how to distinguish them according to the molecular pattern
- ◆ Know the most important cognitive functions

03

Course Management

Quality education within everyone's reach are two of the premises from which TECH works in all its degrees. That is why, in this Postgraduate Diploma, the medical professional will find a specialized management and teaching staff with extensive experience in the care and management of oncology patients: an experience and knowledge that will be reflected in the agenda provided in this degree and for its human quality in dealing with students.





“

During the 6 months of this university degree, a specialized teaching team will answer any questions you may have about the syllabus”

Management



Dr. Olier Gárate, Clara

- Medical Oncology specialist at the Fundación Alcorcón University Hospital
- MIR Physician specializing in Oncology at the Clínica Universidad de Navarra
- Specialist in the area of breast cancer, CNS, melanoma, sarcoma, and genetic counseling
- Degree in Medicine from the University of Navarra



Dr. Moreno Muñoz, Diana

- Physician specializing in Medical Oncology at the Hospital Universitario Fundación Alcorcón
- Resident Intern Specialist in Medical Oncology at the Hospital Universitario Reina Sofía
- PhD in the Biomedicine Program at the University of Cordoba



Professors

Dr. Mielgo Rubio, Xabier

- ♦ Physician specializing in Medical Oncology at the Hospital Universitario Fundación Alcorcón
- ♦ Professor of Oncology, Rey Juan Carlos University
- ♦ Degree in Medicine and Surgery, University of the Basque Country
- ♦ Specialty in Immuno-Oncology at the Clínica Universitaria de Navarra
- ♦ Master's Degree in Palliative Care from the University of Valladolid
- ♦ Master's Degree in Research Methodology from the Autonomous University of Barcelona
- ♦ Master's Degree in Neoplastic Diseases from the University of the Basque Country
- ♦ Member of the Board of Directors: GÉTICA - GETTHI

Dr. Cardeña Gutiérrez, Ana

- ♦ Specialist in Medical Oncology at the Hospital Universitario Nuestras Señora de Candelaria
- ♦ Specialist in Oncology at the Alcorcón Foundation University Hospital
- ♦ Residence in Capital & Coast District Health Board. Wellington Regional Hospital
- ♦ Residence in Melanoma Institute Australia
- ♦ Residence in Sinai Health System
- ♦ Specialized in Physical Exercise and Oncology by the Universidad Autónoma de Madrid
- ♦ Master's Degree in Medical Oncology from the University of Girona
- ♦ Specialization in the Thoracic Cavity Neoplasms by Alfonso X El Sabio University
- ♦ Master's Degree in Molecular Oncology from Rey Juan Carlos University
- ♦ Degree in Medicine from the Autonomous University Madrid

04

Structure and Content

The syllabus of this program is made up of 3 different modules where the medical professional will be able to deepen and approach the existing lines of research in the diagnosis and treatment of lung cancer, ENT cancer and brain tumors: a content with the most recent advances and future prospects through advanced multimedia content. The *Relearning* system, based on the reiteration of content, will in turn reduce the long hours of study applicable to other teaching systems.





“

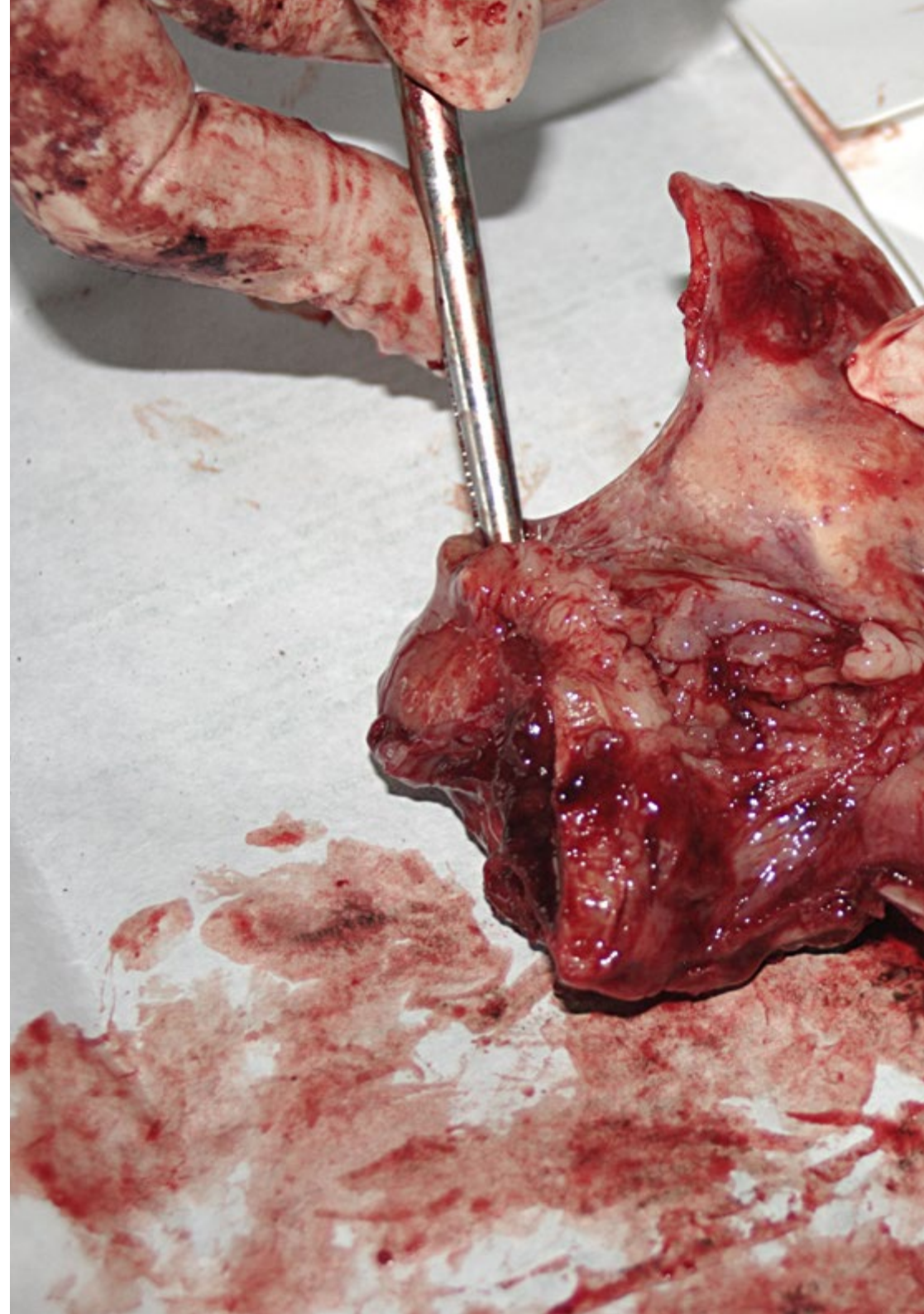
The didactics resource library will be available 24 hours a day for you to access at your convenience”

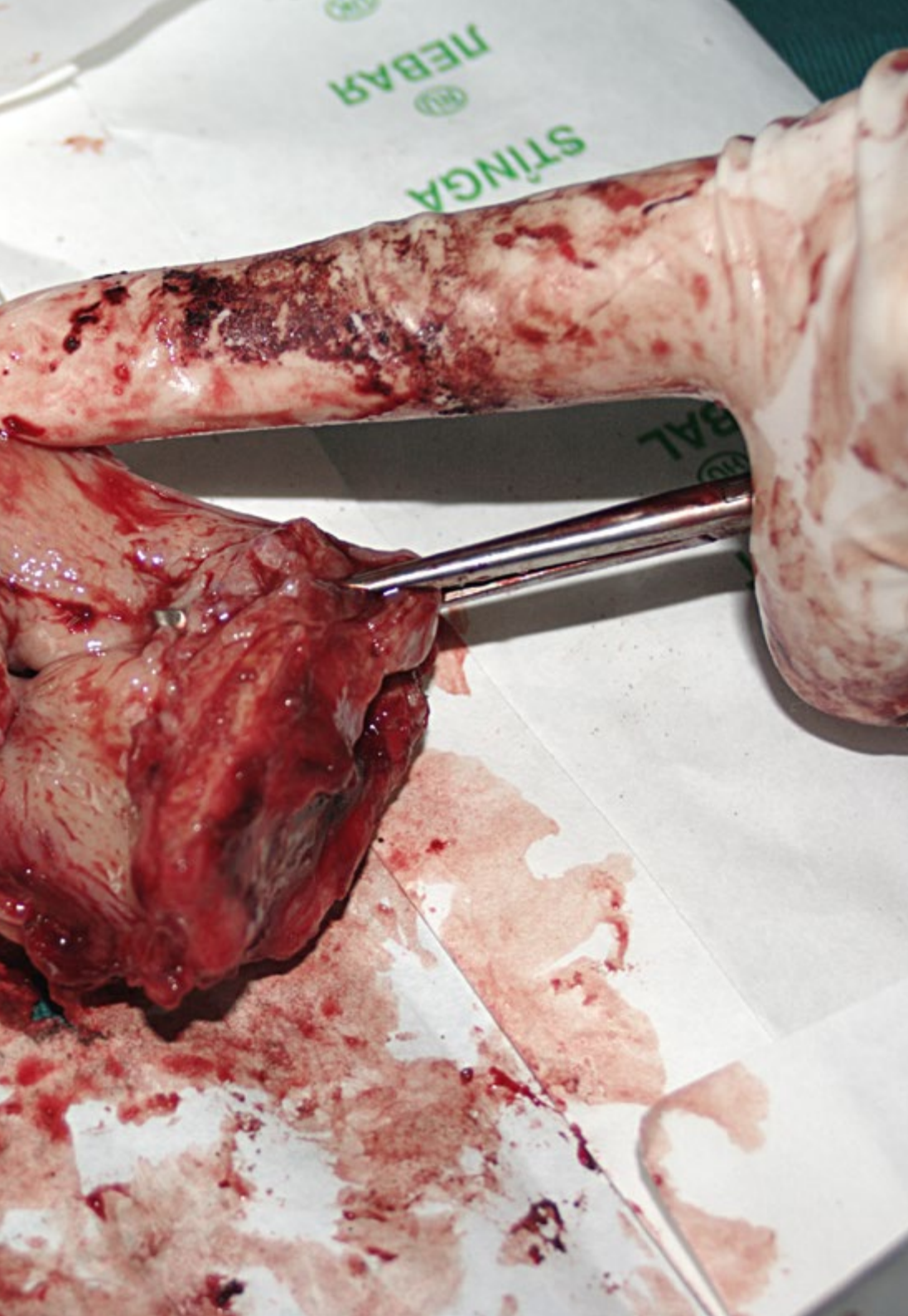
Module 1. Lung Cancer

- 1.1. Principles of lung cancer
 - 1.1.1. Epidemiology
 - 1.1.2. Risk Factors
- 1.2. Major mutations: potential targets
- 1.3. Diagnosis
- 1.4. Staging
- 1.5. Treatment of Localized Disease
- 1.6. Radiotherapeutic Treatment in Extended-Disease
- 1.7. Treatment of non-small cell lung cancer localized disease
- 1.8. Treatment of non-small cell lung cancer advanced disease
 - 1.8.1. Adenocarcinoma
 - 1.8.2. Squamous cell carcinoma
- 1.9. Future Perspectives
- 1.10. Primary prevention

Module 2. ORL tumours

- 2.1. ENT Cancer
 - 2.1.1. Epidemiology
 - 2.2.1. Risk Factors
- 2.2. Major mutations: potential targets
- 2.3. Diagnosis
- 2.4. Staging
- 2.5. Treatment of Localized Laryngeal Tumors
- 2.6. Treatment of Pharyngolaryngeal Tumors
- 2.7. Treatment of Advanced ENT Tumors
- 2.8. Localized Cavum Tumors Treatment
- 2.9. Treatment of Advanced Cavum Tumors
- 2.10. Future Perspectives





Module 3. Brain Tumors

- 3.1. Evolution
 - 3.1.1. Epidemiology
- 3.2. Classification
- 3.3. Genetic Associate Syndromes
- 3.4. Prognostic and Predictive Factors of Response
- 3.5. Diagnosis
- 3.6. Low Grade Tumor Treatment
- 3.7. High Grade Tumor Treatment
- 3.8. Immunotherapy
- 3.9. Cerebral Metastases
- 3.10. Future Perspectives

“*Delve into the cellular changes in brain tumors that help guide the most effective treatments with this Postgraduate Diploma*”

05 Methodology

This academic program offers students a different way of learning. Our methodology uses a cyclical learning approach: **Relearning**.

This teaching system is used, for example, in the most prestigious medical schools in the world, and major publications such as the **New England Journal of Medicine** have considered it to be one of the most effective.





“

Discover Relearning, a system that abandons conventional linear learning, to take you through cyclical teaching systems: a way of learning that has proven to be extremely effective, especially in subjects that require memorization"

At TECH we use the Case Method

What should a professional do in a given situation? Throughout the program, students will face multiple simulated clinical cases, based on real patients, in which they will have to do research, establish hypotheses, and ultimately resolve the situation. There is an abundance of scientific evidence on the effectiveness of the method. Specialists learn better, faster, and more sustainably over time.

With TECH you will experience a way of learning that is shaking the foundations of traditional universities around the world.



According to Dr. Gérvas, the clinical case is the annotated presentation of a patient, or group of patients, which becomes a "case", an example or model that illustrates some peculiar clinical component, either because of its teaching power or because of its uniqueness or rarity. It is essential that the case is based on current professional life, trying to recreate the real conditions in the physician's professional practice.

“

Did you know that this method was developed in 1912, at Harvard, for law students? The case method consisted of presenting students with real-life, complex situations for them to make decisions and justify their decisions on how to solve them. In 1924, Harvard adopted it as a standard teaching method”

The effectiveness of the method is justified by four fundamental achievements:

1. Students who follow this method not only achieve the assimilation of concepts, but also a development of their mental capacity, through exercises that evaluate real situations and the application of knowledge.
2. Learning is solidly translated into practical skills that allow the student to better integrate into the real world.
3. Ideas and concepts are understood more efficiently, given that the example situations are based on real-life.
4. Students like to feel that the effort they put into their studies is worthwhile. This then translates into a greater interest in learning and more time dedicated to working on the course.



Relearning Methodology

At TECH we enhance the case method with the best 100% online teaching methodology available: Relearning.

This university is the first in the world to combine the study of clinical cases with a 100% online learning system based on repetition, combining a minimum of 8 different elements in each lesson, a real revolution with respect to the mere study and analysis of cases.

Professionals will learn through real cases and by resolving complex situations in simulated learning environments. These simulations are developed using state-of-the-art software to facilitate immersive learning.



At the forefront of world teaching, the Relearning method has managed to improve the overall satisfaction levels of professionals who complete their studies, with respect to the quality indicators of the best online university (Columbia University).

With this methodology, more than 250,000 physicians have been trained with unprecedented success in all clinical specialties regardless of surgical load. Our pedagogical methodology is developed in a highly competitive environment, with a university student body with a strong socioeconomic profile and an average age of 43.5 years old.

Relearning will allow you to learn with less effort and better performance, involving you more in your specialization, developing a critical mindset, defending arguments, and contrasting opinions: a direct equation to success.

In our program, learning is not a linear process, but rather a spiral (learn, unlearn, forget, and re-learn). Therefore, we combine each of these elements concentrically.

The overall score obtained by TECH's learning system is 8.01, according to the highest international standards.



This program offers the best educational material, prepared with professionals in mind:



Study Material

All teaching material is produced by the specialists who teach the course, specifically for the course, so that the teaching content is highly specific and precise.

These contents are then applied to the audiovisual format, to create the TECH online working method. All this, with the latest techniques that offer high quality pieces in each and every one of the materials that are made available to the student.



Surgical Techniques and Procedures on Video

TECH introduces students to the latest techniques, the latest educational advances and to the forefront of current medical techniques. All of this in direct contact with students and explained in detail so as to aid their assimilation and understanding. And best of all, you can watch the videos as many times as you like.



Interactive Summaries

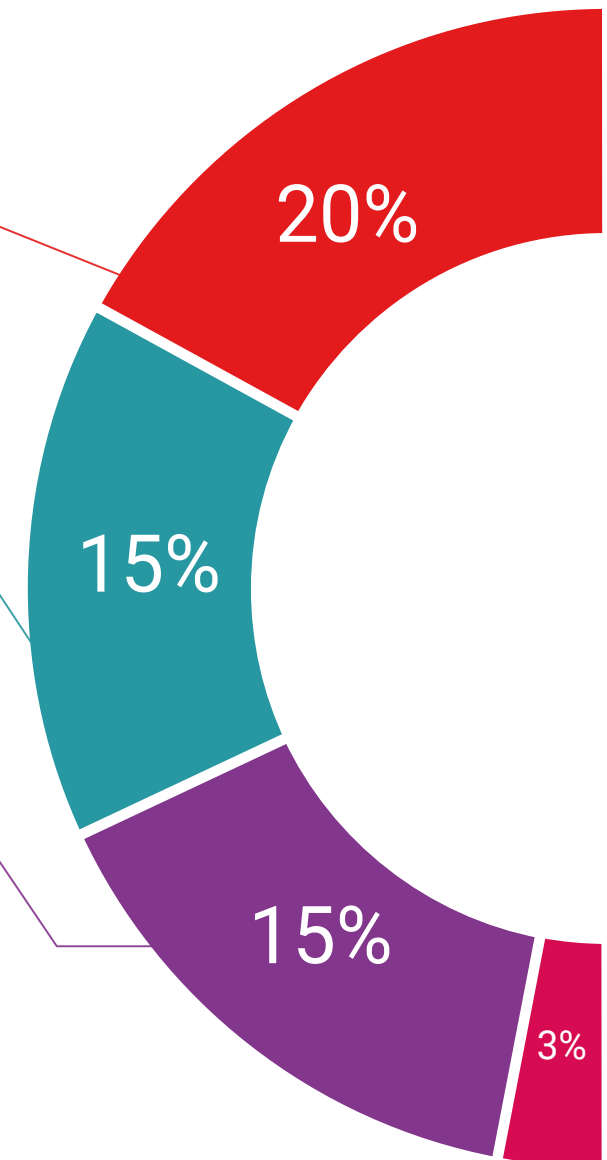
The TECH team presents the contents attractively and dynamically in multimedia lessons that include audio, videos, images, diagrams, and concept maps in order to reinforce knowledge.

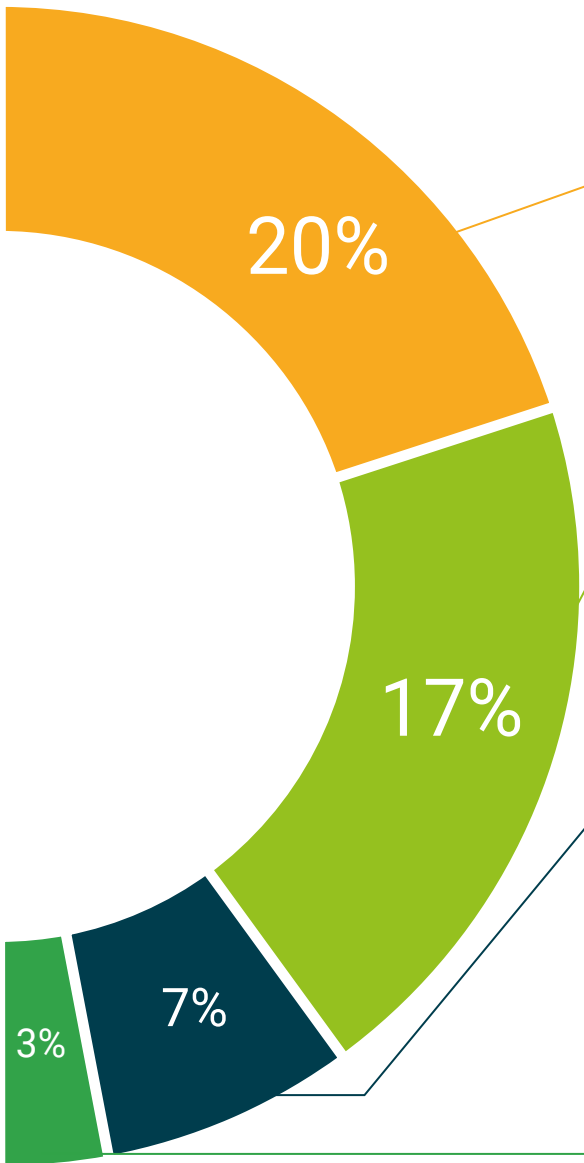
This exclusive educational system for presenting multimedia content was awarded by Microsoft as a "European Success Story".



Additional Reading

Recent articles, consensus documents and international guidelines, among others. In TECH's virtual library, students will have access to everything they need to complete their course.





Expert-Led Case Studies and Case Analysis

Effective learning ought to be contextual. Therefore, TECH presents real cases in which the expert will guide students, focusing on and solving the different situations: a clear and direct way to achieve the highest degree of understanding.



Testing & Retesting

We periodically evaluate and re-evaluate students' knowledge throughout the program, through assessment and self-assessment activities and exercises, so that they can see how they are achieving their goals.



Classes

There is scientific evidence on the usefulness of learning by observing experts. The system known as Learning from an Expert strengthens knowledge and memory, and generates confidence in future difficult decisions.



Quick Action Guides

TECH offers the most relevant contents of the course in the form of worksheets or quick action guides. A synthetic, practical, and effective way to help students progress in their learning.



06 Certificate

The Postgraduate Diploma in Pulmonary, ENT and Cerebral Medical Oncology guarantees students, in addition to the most rigorous and up-to-date education, access to a Postgraduate Diploma issued by TECH Global University.



“

Successfully complete this program and receive your university qualification without having to travel or fill out laborious paperwork"

This program will allow you to obtain your **Postgraduate Diploma in Pulmonary, ENT and Cerebral Medical Oncology** endorsed by **TECH Global University**, the world's largest online university.

TECH Global University is an official European University publicly recognized by the Government of Andorra ([official bulletin](#)). Andorra is part of the European Higher Education Area (EHEA) since 2003. The EHEA is an initiative promoted by the European Union that aims to organize the international training framework and harmonize the higher education systems of the member countries of this space. The project promotes common values, the implementation of collaborative tools and strengthening its quality assurance mechanisms to enhance collaboration and mobility among students, researchers and academics.

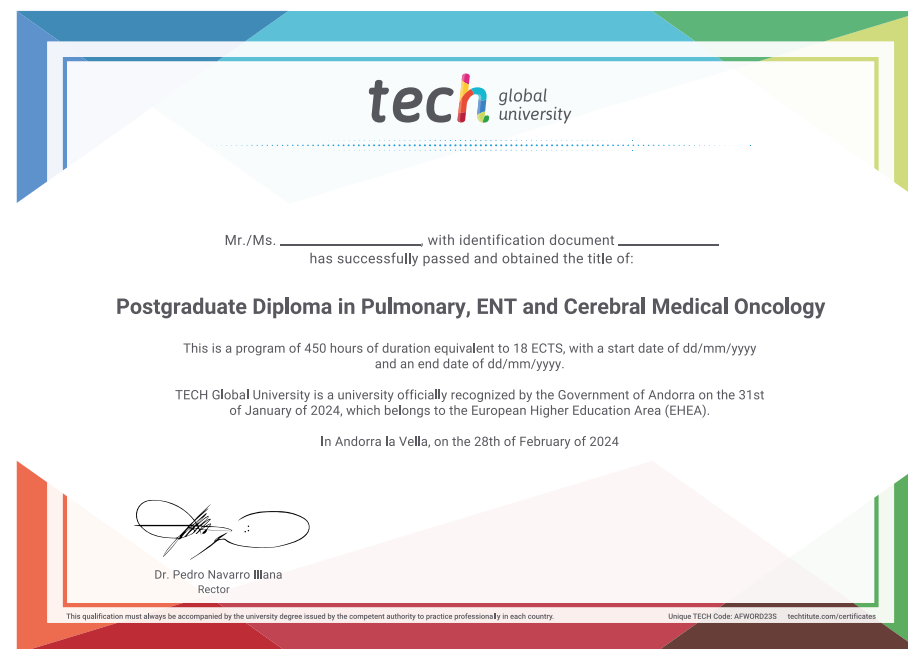
This **TECH Global University** title is a European program of continuing education and professional updating that guarantees the acquisition of competencies in its area of knowledge, providing a high curricular value to the student who completes the program.

Title: **Postgraduate Diploma in Pulmonary, ENT and Cerebral Medical Oncology**

Modality: **online**

Duration: **6 months**

Accreditation: **18 ECTS**



*Apostille Convention. In the event that the student wishes to have their paper diploma issued with an apostille, TECH Global University will make the necessary arrangements to obtain it, at an additional cost.

future
health confidence people
education information tutors
guarantee accreditation teaching
institutions technology learning
community commitment
personalized service innovation
knowledge present
development language
virtual classroom



Postgraduate Diploma
Pulmonary, ENT and
Cerebral Medical Oncology

- » Modality: online
- » Duration: 6 months
- » Certificate: TECH Global University
- » Credits: 18 ECTS
- » Schedule: at your own pace
- » Exams: online

Postgraduate Diploma

Pulmonary, ENT and Cerebral
Medical Oncology

