

Postgraduate Diploma Proctology





Postgraduate Diploma Proctology

Course Modality: Online

Duration: 6 months

Certificate: TECH Technological University

Official N° of hours: 450 h.

Website: www.techtute.com/us/medicine/postgraduate-diploma/postgraduate-diploma-proctology

Index

01

Introduction

p. 4

02

Objectives

p. 8

03

Course Management

p. 12

04

Structure and Content

p. 16

05

Methodology

p. 20

06

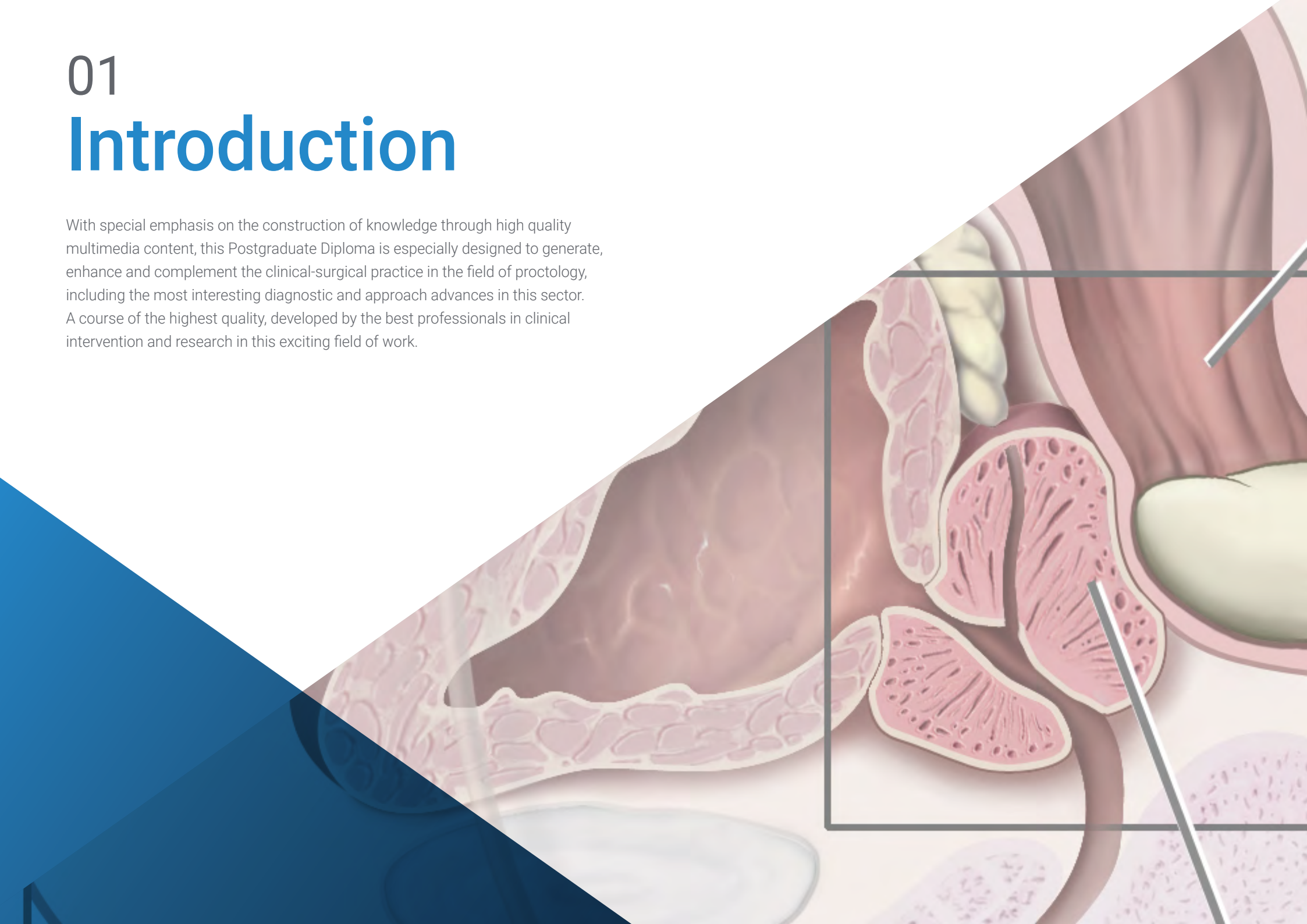
Certificate

p. 28

01

Introduction

With special emphasis on the construction of knowledge through high quality multimedia content, this Postgraduate Diploma is especially designed to generate, enhance and complement the clinical-surgical practice in the field of proctology, including the most interesting diagnostic and approach advances in this sector. A course of the highest quality, developed by the best professionals in clinical intervention and research in this exciting field of work.





Recto

“

An intensive study about the pathologies that concern the pathophysiology and clinical manifestations related to proctology, with the highest teaching quality in the online market”

It is vital that we begin our mental framework of proctology with an adequate and directed clinical history and basic physical examination to find out what we are looking for in each pathology.

One of the most frequent pathologies in general surgery is hemorrhoids. Despite this, we do not always perform adequate physical examinations, nor do we indicate the specific surgery for each type of patient and classification.

Another of the most frequent pathologies in the general surgery office is anal fissure. Eating habits and sedentary lifestyles have made this pathology more and more frequent. Therefore, we have developed this module with an outline that goes from the most theoretical and basic aspects, such as its concept, etiology, clinical aspects, and diagnosis. As it is a surgery very frequently performed by surgeons, we have prepared educational videos of the different techniques and practical advice for performing them.

We have developed a module that covers the concept, etiology, diagnosis, complementary tests, and classification of perianal abscesses and fistulas in the most effective and practical way possible.

It is vitally important for a proctologist to know how to distinguish benign and malignant anorectal lesions. Therefore, we have prepared this module as a general overview of the most commonly observed benign lesions in routine clinical practice.

This **Postgraduate Diploma in Proctology** contains the most complete and up-to-date scientific program on the market. The most important features include:

- ♦ A large number of case studies presented by experts
- ♦ A large number of case studies presented by experts
- ♦ Graphic, schematic, and highly practical contents.
- ♦ The latest developments and cutting-edge advances in this field
- ♦ Practical exercises where the self-evaluation process can improve learning
- ♦ Innovative and highly efficient methodologies
- ♦ Theoretical lessons, questions to the expert, debate forums on controversial topics, and individual reflection assignments
- ♦ Content that is accessible from any fixed or portable device with an Internet connection



An in-depth study of the most up-to-date knowledge in proctology and the pelvic floor that will allow you to advance your skills in this field"

“

A unique Postgraduate Diploma that perfectly combines intensive education with the most innovative knowledge and techniques in the sector, with the flexibility that a working professional needs”

The development of this Postgraduate Diploma is focused on the practice of the proposed theoretical learning. Through the most effective teaching systems, proven methods imported from the most prestigious universities in the world, you will be able to acquire new knowledge in a practical way. In this way, we strive to convert your efforts into real and immediate skills.

Our online system is another strength of our educational program. With an interactive platform that has the advantages of the latest technological developments, we put the most interactive digital tools at your service. This way, we can offer you a learning method that can be completely adapted to your needs, so that you can perfectly balance this educational program with your personal or professional life.

A program designed to allow you to implement the knowledge that you acquire almost immediately in your daily practice.

This 100% online Postgraduate Diploma will allow you to balance your studies with your professional work while increasing your knowledge in this field.



02 Objectives

The objective of this program is to offer medical professionals a path to specialization in proctology, which includes all the most relevant and up-to-date aspects in this field. A complete course that will help you acquire advanced knowledge, expertise, and skills for routine clinical practice, or to keep up-to-date with the latest developments in this field. A practical and effective way to keep you at the forefront of a constantly evolving profession.



“

This Postgraduate Diploma will allow you to get up-to-date with everything related to perianal and anal abscesses and fissures, injuries and surgeries in this field. A unique opportunity to upgrade with maximum flexibility and quality"



General objectives

- Delve into the knowledge of proctology and pelvic floor, with the aim of acquiring the necessary anamnesis skills
- Acquire knowledge about physical examination
- Acquire the necessary knowledge for the interpretation of complementary tests focused on mental diagnostic algorithms
- Perform the subsequent accurate surgical indication of the pathologies that comprise this field of surgery
- Identify and learn the treatments and surgical techniques used for each type of proctology and pelvic floor pathology



Measurable and achievable objectives, which are supported by a stimulating and highly effective work system"





Specific objectives

Module 1. Hemorrhoids

- ♦ Review the etiology, clinical symptoms, and diagnostic aspects of hemorrhoids from a practical point of view
- ♦ Address the non-surgical and surgical management of hemorrhoidal pathology, from classic hemorrhoidectomy to new techniques. Learn about the evidence and results from the current literature
- ♦ Gain in-depth knowledge of the best postoperative treatment and special situations such as pregnancy, anticoagulation, and links to other pathologies

Module 2. Anal Fissure and Sphincter Lesions

- ♦ Review the etiology, clinical symptoms, and diagnostic features of anal fissures to better understand the treatments used
- ♦ Identify the need for complementary tests prior to anal fissure surgery
- ♦ Address the different current medical treatments and define the failure of a treatment and indicate surgery appropriately
- ♦ Reproduce the surgical technique of sphincterotomy
- ♦ Establish the definition and classification of sphincteric lesions, as well as to learn the surgical technique of sphincteric correction
- ♦ Learn about special situations of anal fissure presentation

Module 3. Perianal Abscesses and Fistulas

- ♦ Review the etiology, diagnosis, classifications, and complementary tests of perianal abscesses and fistulas
- ♦ Get up-to-date and unify knowledge of perianal abscess drainage and management of anal fistulas according to location and classification
- ♦ Early recognition of signs of perianal abscess complications, specifically Fournier's gangrene
- ♦ Acquire in-depth knowledge of the diagnostic and therapeutic algorithms of recto-vaginal fistulas
- ♦ Understand the role of stem cell therapy in fistulous pathology

03

Course Management

The teaching staff includes renowned specialists who have carefully prepared the teaching material with special attention to high-quality, reproducible, practical content. Experts in different fields of clinical care and practice, all of them experienced in teaching and research and with management knowledge, will offer you a broad, systematic, and realistic vision of the complexity of this field, putting their real and up-to-date experience at your service.





“

A faculty chosen from among the most qualified professionals in the sector, with extensive experience in this field of work, will teach you from real, extensive, and up-to-date experience in proctology”

Guest Director



Dr. A. Shehebar, Josef

- ◆ Chief of the Colorectal Surgery Unit, NYU Langone Hospital-Brooklyn
- ◆ Specialist in advanced colon and rectal cancers, inflammatory bowel disease, diverticulitis and complex anorectal diseases
- ◆ B.A. in Anthropology, New York University
- ◆ M.D. from Tel Aviv University
- ◆ Fellowship in Colon and Rectal Surgery at St. Luke's Roosevelt Hospital Center, Columbia University

Management



Dr. León Arellano, Miguel

- ◆ Specialist in General and Digestive System Surgery, Coloproctology Unit, at the Fundación Jiménez Díaz University Hospital, Madrid
- ◆ Resident Physician in General and Digestive System Surgery at La Paz Hospital. Madrid
- ◆ Specialist in General and Digestive System Surgery at IMED Elche Hospital and IMED Levante Hospital
- ◆ Professional Master's Degree in Colorectal and Pelvic Floor Surgery. University of Zaragoza
- ◆ Doctor from the Autonomous University of Madrid
- ◆ External work rotations: Memorial Sloan Kettering Cancer Center, Colorectal Unit, New York USA. University Hospital of Geneva, Coloproctology Unit, Geneva, Switzerland
- ◆ Member of the European Society of Coloproctology, Spanish Association of Coloproctology, Spanish Association of Surgeons, and Madrid Association of Surgeons

Professors

Dr. Guadalajara Labajo, Héctor

- ♦ Head of the Surgery Department at the Fundación Jiménez Díaz University Hospital
- ♦ Associate Professor at the Autonomous University of Madrid
- ♦ Degree in Medicine from Complutense University of Madrid
- ♦ Specialist in Colorectal Surgery with special dedication to Robotic Colorectal Surgery and Proctology
- ♦ One of the main drivers of www.operemos.es

Dr. Valverde Núñez, Ignacio

- ♦ General and Digestive System Surgery Department. Section of Coloproctology and Colorectal Surgery. Villalba General University Hospital
- ♦ Doctor of Medicine, Rey Juan Carlos University, Madrid (2014)
- ♦ Postgraduate training in colorectal surgery, inflammatory bowel disease and proctology (Postgraduate Teaching Term Surgical Programme) at St. Mark's Hospital in London. 2013
- ♦ Fellow of the European Board of Coloproctology. Munich 2019.
- ♦ Resident Intern of General Surgery at La Paz Hospital in Madrid (2003- 2008)
- ♦ Attending Physician of General Surgery at La Princesa Hospital in Madrid (2008- 2012)
- ♦ Clinical assistant in colorectal surgery and coloproctology at St. Mark's & Northwick Park Hospital (NWLH Trust) in London (2013)

Dr. Millán Scheiding, Mónica

- ♦ Attending surgeon of the Coloproctology Unit of the General Surgery and Digestive System Service of the University and Polytechnic Hospital La Fe.
- ♦ Head of the Coloproctology Unit and the General Surgery and Digestive System Service, Joan XXIII University Hospital, Tarragona, 2014-2018.
- ♦ Specialist in General and Digestive System Surgery, Coloproctology Unit, Bellvitge University Hospital, Barcelona, 2006-2014.
- ♦ Doctor in Medicine from the University of Valencia
- ♦ Specialist in General and Digestive System Surgery, Hospital Arnau de Vilanova, Valencia.
- ♦ European Board of Coloproctology "Division of Coloproctology of the Section of Surgery of the Union Européenne des Médecins Spécialistes (UEMS) from the European Board of Surgical Qualification (EBSQ)".

Dr. García Septiem, Javier

- ♦ Colorectal surgeon at the University Hospital of Getafe for 18 years.
- ♦ Doctor of Medicine and Surgery from the Complutense University of Madrid, with the qualification of Outstanding Cum Laude.
- ♦ Accredited as an expert in Coloproctology by the European Board surgical Qualification in Coloproctology.
- ♦ Master's Degree in Medical Management and Clinical Management from the National School of Health and the UNED (National Distance Learning University).
- ♦ Senior Management of Health Institutions Program at IESE, holding the position of Deputy Medical and Surgical Director of the University Hospital of Getafe.
- ♦ Head of the Coloproctology Section at the La Princesa University Hospital in Madrid, as well as at the Vithas International Hospital.

04

Structure and Content

Our Postgraduate Diploma in Proctology offers unique elements, such as a practical approach to the topics covered, with clinical cases, management algorithms, and high-quality multimedia material to transmit knowledge in a comprehensive, dynamic, active, and captivating manner. The structure of the contents has been designed by a team of professionals who are aware of the relevance of up-to-date education in order to advance in medical practice safely and competitively, and to practice your profession with the excellence that only the highest quality educational program can provide.





“

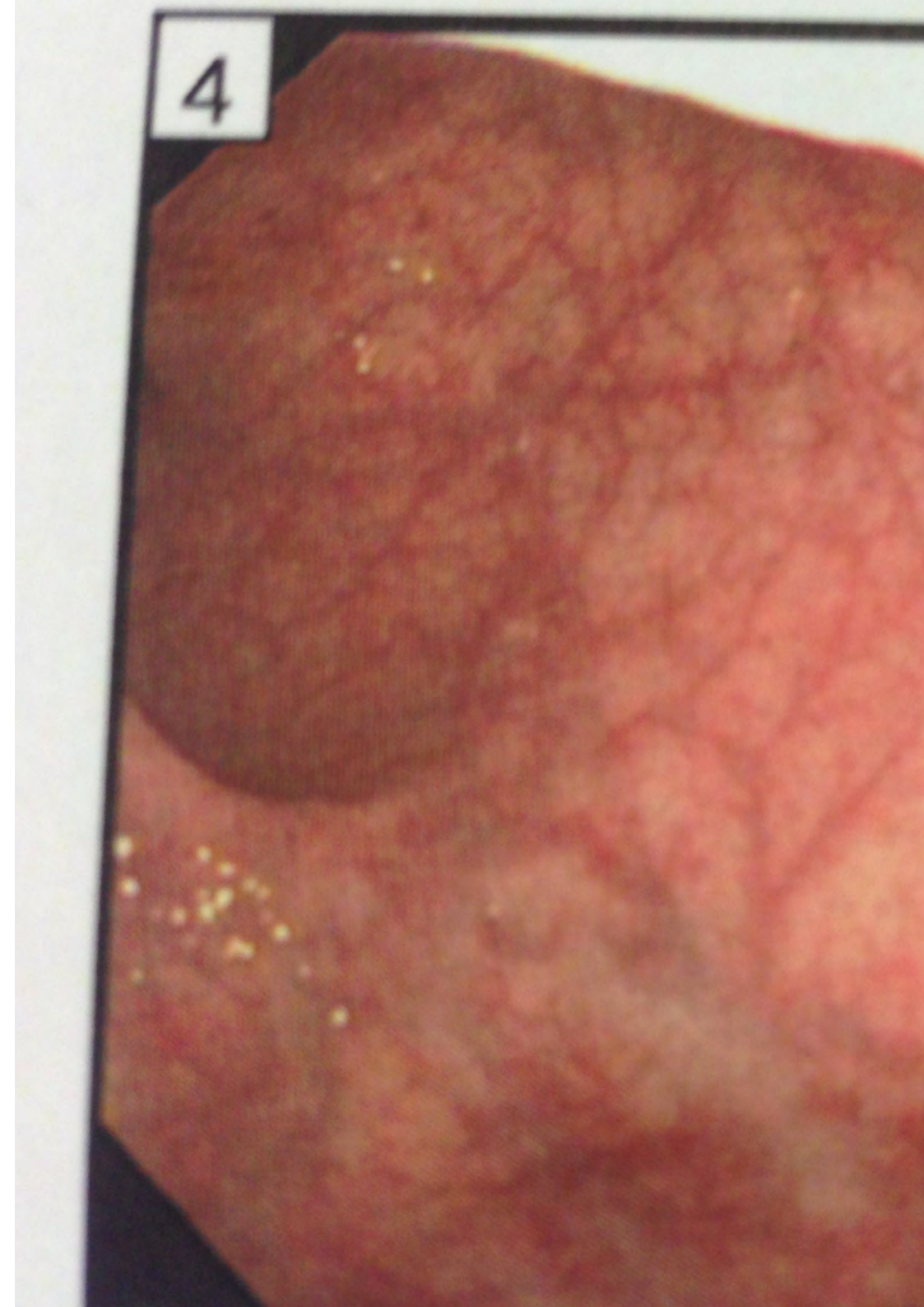
A complete educational program developed through the best selection of multimedia contents, which will allow you to acquire higher knowledge of the clinical-surgical practice in a safe and comfortable way"

Module 1. Hemorrhoids

- 1.1. Concept and Etiology
- 1.2. Clinical Diagnosis and Classification
- 1.3. Medical Treatment
- 1.4. Non-Surgical Treatment - Banding, Sclerosis, Embolization
- 1.5. Surgical Management
- 1.6. Emergency Treatment
- 1.7. Post-Operative Care
- 1.8. Special Situations
 - 1.8.1. Pregnancy
 - 1.8.2. Anticoagulation
 - 1.8.3. Links to Other Pathologies
- 1.9. Post-Surgical Complications and Prevention
- 1.10. Comparison of the Techniques According to Evidence and Algorithms
 - 1.10.1. Comparison of Different Techniques According to Evidence
 - 1.10.2. Treatment Algorithms

Module 2. Anal Fissure and Sphincter Lesions

- 2.1. Concept and Etiology
- 2.2. Clinical Diagnosis
- 2.3. Classification and Complementary Tests
- 2.4. Medical Treatment
 - 2.4.1. Lifestyle modifications
 - 2.4.2. Medical treatment
 - 2.4.3. Botox
- 2.5. Surgical Management
- 2.6. Post-Operative Management and Complications
- 2.7. Special Situations: Anal Fissure



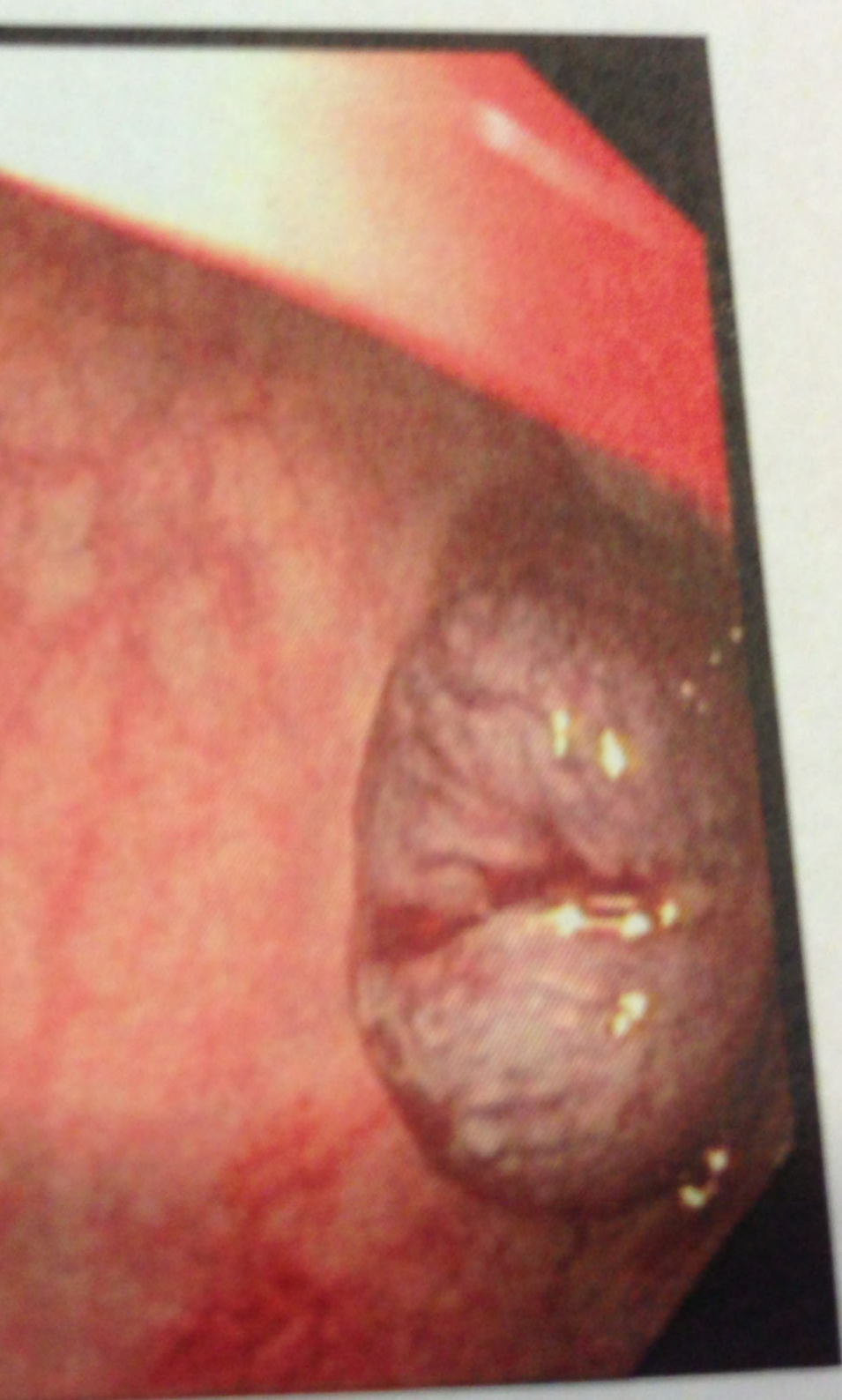
- 2.7.1. Recurrent or Relapsing Fissure
- 2.7.2. Fissure and Stenosis
- 2.7.3. Fissure and Crohn's Disease
- 2.7.4. Fissure and Hemorrhoids
- 2.8. Sphincter Lesions - Definition and Classification
- 2.9. Sphincter Lesions - Medical History, Questionnaires, and Diagnostic Tests
- 2.10. Treatment of Sphincter Lesions - Anoplasty

Module 3. Perianal Abscesses and Fistulas

- 3.1. Concept and Aetiology
- 3.2. Diagnosis and Complementary Tests
- 3.3. Classification
- 3.4. Perianal Abscess Treatment
- 3.5. Perianal Fistula Treatment
- 3.6. Perianal Abscess Complications - Fournier's Gangrene
- 3.7. Special Situations: Perianal Fistulas
- 3.8. Relapses
- 3.9. Rectovaginal Fistula
- 3.10. The Role of Stem Cells in Perianal Fistulas



A unique, key and decisive educational experience to boost your professional development that will put you at the forefront of the professional world"



05

Methodology

This academic program offers students a different way of learning. Our methodology uses a cyclical learning approach: **Relearning**.

This teaching system is used, for example, in the most prestigious medical schools in the world, and major publications such as the **New England Journal of Medicine** have considered it to be one of the most effective.





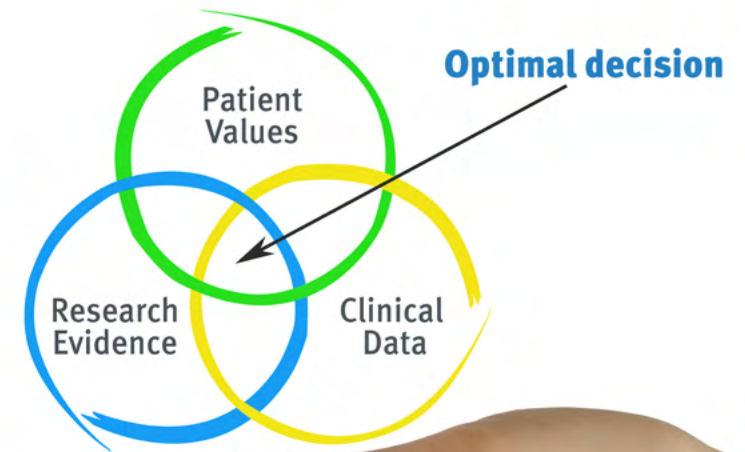
“

Discover Relearning, a system that abandons conventional linear learning, to take you through cyclical teaching systems: a way of learning that has proven to be extremely effective, especially in subjects that require memorization"

At TECH we use the Case Method

What should a professional do in a given situation? Throughout the program, students will face multiple simulated clinical cases, based on real patients, in which they will have to do research, establish hypotheses, and ultimately resolve the situation. There is an abundance of scientific evidence on the effectiveness of the method. Specialists learn better, faster, and more sustainably over time.

With TECH you will experience a way of learning that is shaking the foundations of traditional universities around the world.



According to Dr. Gervas, the clinical case is the annotated presentation of a patient, or group of patients, which becomes a "case", an example or model that illustrates some peculiar clinical component, either because of its teaching power or because of its uniqueness or rarity. It is essential that the case is based on current professional life, trying to recreate the real conditions in the physician's professional practice.

“

Did you know that this method was developed in 1912, at Harvard, for law students? The case method consisted of presenting students with real-life, complex situations for them to make decisions and justify their decisions on how to solve them. In 1924, Harvard adopted it as a standard teaching method”

The effectiveness of the method is justified by four fundamental achievements:

1. Students who follow this method not only achieve the assimilation of concepts, but also a development of their mental capacity, through exercises that evaluate real situations and the application of knowledge.
2. Learning is solidly translated into practical skills that allow the student to better integrate into the real world.
3. Ideas and concepts are understood more efficiently, given that the example situations are based on real-life.
4. Students like to feel that the effort they put into their studies is worthwhile. This then translates into a greater interest in learning and more time dedicated to working on the course.



Relearning Methodology

At TECH we enhance the case method with the best 100% online teaching methodology available: Relearning.

This university is the first in the world to combine the study of clinical cases with a 100% online learning system based on repetition, combining a minimum of 8 different elements in each lesson, a real revolution with respect to the mere study and analysis of cases.

Professionals will learn through real cases and by resolving complex situations in simulated learning environments. These simulations are developed using state-of-the-art software to facilitate immersive learning.



At the forefront of world teaching, the Relearning method has managed to improve the overall satisfaction levels of professionals who complete their studies, with respect to the quality indicators of the best online university (Columbia University).

With this methodology, more than 250,000 physicians have been trained with unprecedented success in all clinical specialties regardless of surgical load. Our pedagogical methodology is developed in a highly competitive environment, with a university student body with a strong socioeconomic profile and an average age of 43.5 years old.

Relearning will allow you to learn with less effort and better performance, involving you more in your specialization, developing a critical mindset, defending arguments, and contrasting opinions: a direct equation to success.

In our program, learning is not a linear process, but rather a spiral (learn, unlearn, forget, and re-learn). Therefore, we combine each of these elements concentrically.

The overall score obtained by TECH's learning system is 8.01, according to the highest international standards.



This program offers the best educational material, prepared with professionals in mind:



Study Material

All teaching material is produced by the specialists who teach the course, specifically for the course, so that the teaching content is highly specific and precise.

These contents are then applied to the audiovisual format, to create the TECH online working method. All this, with the latest techniques that offer high quality pieces in each and every one of the materials that are made available to the student.



Surgical Techniques and Procedures on Video

TECH introduces students to the latest techniques, the latest educational advances and to the forefront of current medical techniques. All of this in direct contact with students and explained in detail so as to aid their assimilation and understanding. And best of all, you can watch the videos as many times as you like.



Interactive Summaries

The TECH team presents the contents attractively and dynamically in multimedia lessons that include audio, videos, images, diagrams, and concept maps in order to reinforce knowledge.

This exclusive educational system for presenting multimedia content was awarded by Microsoft as a "European Success Story".



Additional Reading

Recent articles, consensus documents and international guidelines, among others. In TECH's virtual library, students will have access to everything they need to complete their course.





Expert-Led Case Studies and Case Analysis

Effective learning ought to be contextual. Therefore, TECH presents real cases in which the expert will guide students, focusing on and solving the different situations: a clear and direct way to achieve the highest degree of understanding.



Testing & Retesting

We periodically evaluate and re-evaluate students' knowledge throughout the program, through assessment and self-assessment activities and exercises, so that they can see how they are achieving their goals.



Classes

There is scientific evidence on the usefulness of learning by observing experts. The system known as Learning from an Expert strengthens knowledge and memory, and generates confidence in future difficult decisions.



Quick Action Guides

TECH offers the most relevant contents of the course in the form of worksheets or quick action guides. A synthetic, practical, and effective way to help students progress in their learning.



06

Certificate

This Postgraduate Diploma in Proctology guarantees you, in addition to the most rigorous and updated training, access to a Postgraduate Diploma issued by TECH Technological University.



“

*Successfully complete this program
and receive your university degree
without travel or laborious paperwork”*

This **Postgraduate Diploma in Proctology** contains the most complete and up-to-date scientific program on the market.

After the student has passed the assessments, they will receive their corresponding **Postgraduate Diploma** issued by **TECH Technological University** via tracked delivery*.

The diploma issued by **TECH Technological University** will reflect the qualification obtained in the Postgraduate Diploma, and meets the requirements commonly demanded by labor exchanges, competitive examinations, and professional career evaluation committees.

Title: **Postgraduate Diploma in Proctology**

Official N° of hours: **450 h.**



*Apostille Convention. In the event that the student wishes to have their paper diploma issued with an apostille, TECH EDUCATION will make the necessary arrangements to obtain it, at an additional cost.

future
health confidence people
education information tutors
guarantee accreditation teaching
institutions technology learning
community commitment
personalized service innovation
knowledge present
development languages
virtual classroom



Postgraduate Diploma
Proctology

Course Modality: Online

Duration: 6 months

Certificate: TECH Technological University

Official N° of hours: 450 h.

Postgraduate Diploma Proctology

