

Postgraduate Diploma

Procedures in Major Outpatient Surgery





Postgraduate Diploma Procedures in Major Outpatient Surgery

- » Modality: online
- » Duration: 6 months
- » Certificate: TECH Global University
- » Credits: 18 ECTS
- » Schedule: at your own pace
- » Exams: online

Website: www.techtute.com/us/medicine/postgraduate-diploma/postgraduate-diploma-procedures-major-outpatient-surgery

Index

01

Introduction

p. 4

02

Objectives

p. 8

03

Course Management

p. 12

04

Structure and Content

p. 18

05

Methodology

p. 24

06

Certificate

p. 32

01

Introduction

Digestive, Breast and Endocrine surgical procedures performed in Major Outpatient Surgery allow patients to recover efficiently at home, reducing the possible adverse effects derived from hospitalization. In this sense, diagnostic techniques, the use of advanced ultrasound devices and the improvement in the management of complications have increased the positive results obtained. Given this scenario, the professional must be continuously up-to-date in order to incorporate the latest advances in this field. For this reason, TECH creates this program that allows an update on the intervention and approach to thyroid nodules, multinodular goiter, biliary lithiasis or gastroesophageal reflux, among others. All in a 100% online format and with the most innovative teaching resources.





“

In just 6 months you will be up-to-date on the main Procedures in Major Outpatient Surgery and with the help of authentic specialists”

The evolution of surgical treatments for numerous procedures performed in Major Outpatient Surgery, especially in Digestive, Breast and Endocrine pathologies, has led to an increase in the number of interventions in this healthcare model. For this reason, it is essential for medical professionals to be up-to-date with advances in surgical techniques, diagnostic devices and the most effective methodologies for dealing with the main complications.

In this line and with the aim of offering the maximum scientific rigor, TECH has designed this 100% online Postgraduate Diploma that favors the update of the Procedures in Major Outpatient Surgery from a first-class theoretical-practical perspective.

This is an advanced program, where the professional will delve into the risk factors of iatrogenic lesions of the biliary tract, the most effective surgical treatments for gastroesophageal reflux or the approach to the most frequent post-surgical complications such as hypoparathyroidism, upper laryngeal nerve injuries or asphyxial hematoma. For this purpose, it has numerous innovative teaching resources that can be accessed at any time of the day, from a digital device (cell phone, Tablet or computer) with an Internet connection.

In addition, the Relearning methodology, based on the continuous reiteration of the most important content throughout the academic course, will allow students to reduce the hours of memorization, focusing in a simpler way on the most relevant concepts.

Undoubtedly, a unique opportunity to update your knowledge with an excellent teaching staff that accumulates extensive experience in this health field. In addition, with no classroom attendance or fixed class schedules, this gives students greater freedom to self-manage their studies and make this program compatible with their daily professional and/or personal responsibilities.

This **Postgraduate Diploma in Procedures in Major Outpatient Surgery** contains the most complete and up-to-date scientific program on the market. The most important features include:

- ♦ The development of case studies presented by experts in General Surgery and Major Outpatient Surgery
- ♦ The graphic, schematic, and practical contents with which they are created, provide scientific and practical information on the disciplines that are essential for professional practice
- ♦ Practical exercises where self-assessment can be used to improve learning
- ♦ Its special emphasis on innovative methodologies
- ♦ Theoretical lessons, questions to the expert, debate forums on controversial topics, and individual reflection assignments
- ♦ Content that is accessible from any fixed or portable device with an Internet connection



If you have a cell phone with Internet connection you can access 24 hours a day to the extensive Virtual Library of this program"

“

Are you up-to-date with the latest methodology used to address superior laryngeal nerve injuries? Do it through this program”

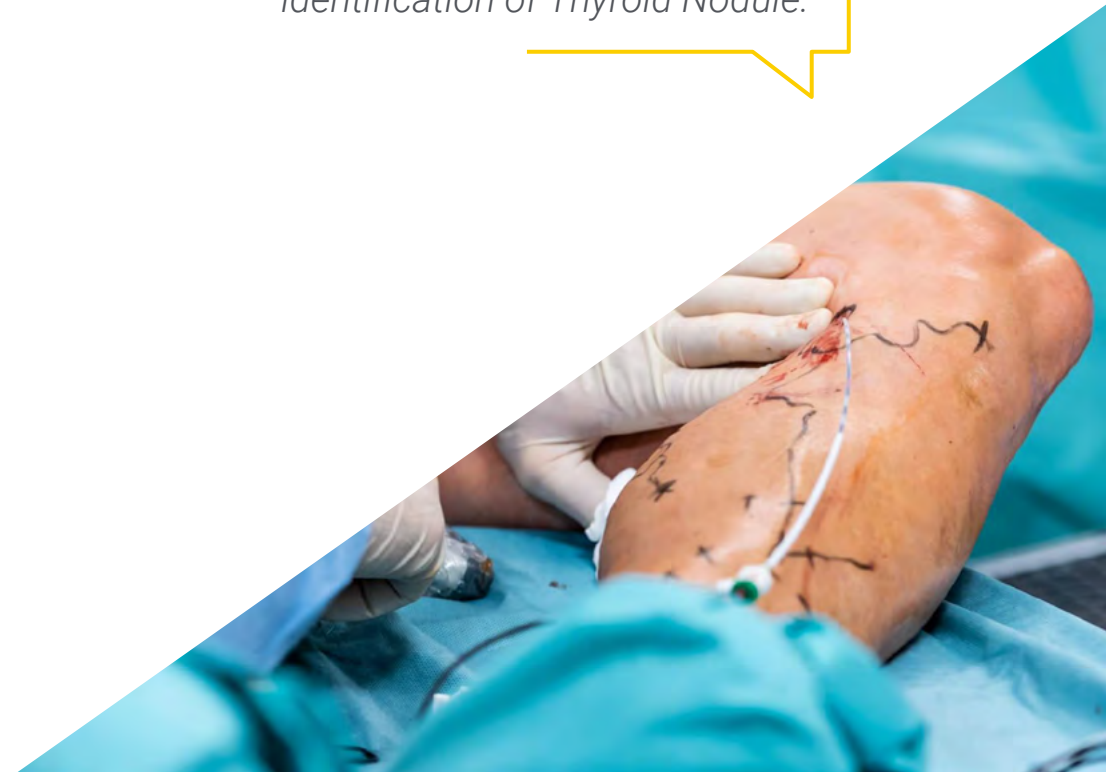
The program’s teaching staff includes professionals from sector who contribute their work experience to this educational program, as well as renowned specialists from leading societies and prestigious universities.

Its multimedia content, developed with the latest educational technology, will provide the professional with situated and contextual learning, i.e., a simulated environment that will provide an immersive education programmed to learn in real situations.

The design of this program focuses on Problem-Based Learning, by means of which the professional must try to solve the different professional practice situations that are presented throughout the academic course. For this purpose, the student will be assisted by an innovative interactive video system created by renowned experts.

Explore recurrence, stenosis or gastric migration to the thorax as failures of antireflux surgery.

Delve into the advances of thyroid ultrasound, vital for the identification of Thyroid Nodule.



02 Objectives

The purpose of this program is to provide the medical professional with the most relevant advances in Procedures in Major Outpatient Surgery. Therefore, throughout this academic journey, the graduate will obtain the scientific evidence on the use of certain surgical techniques, the approach to the main complications, as well as the interdisciplinary work to obtain the patient's satisfaction. All this, with a syllabus prepared by the best experts in this field.





“

An academic option of 450 intensive teaching hours and with the best current pedagogical resources”



General Objectives

- Delve into the different pathologies approached in Major Outpatient Surgery
- Delve into the anatomy and physiology necessary to understand the main procedures in Major Outpatient Surgery
- Delve deeper into the main surgeries in Major Outpatient Surgery
- Improve knowledge on the need for antibiotic prophylaxis in Major Outpatient Surgery
- Provide the tools to know how to manage the thromboembolic approach in Major Outpatient Surgery



Thanks to the flexibility of this program, you will be able to delve into the semiology of the most prevalent breast pathology whenever you wish"





Specific Objectives

Module 1. Digestive Surgery

- ♦ Delve into the most prevalent processes of General and Digestive System Surgery that can be managed in Major Outpatient Surgery
- ♦ Explore diseases of the gallbladder
- ♦ Master the technique of cholecystectomy and its complications
- ♦ Delve into the surgical medical management of gastroesophageal reflux disease

Module 2. Breast and Endocrine Surgery

- ♦ Master the management of the thyroid nodule
- ♦ Delve into the surgical technique of thyroidectomy and its complications
- ♦ Recognize the semiology of the most prevalent breast pathology
- ♦ Differentiate those breast pathology processes subsidiary to Major Outpatient Surgery

Module 3. Other Procedures in Major Outpatient Surgery

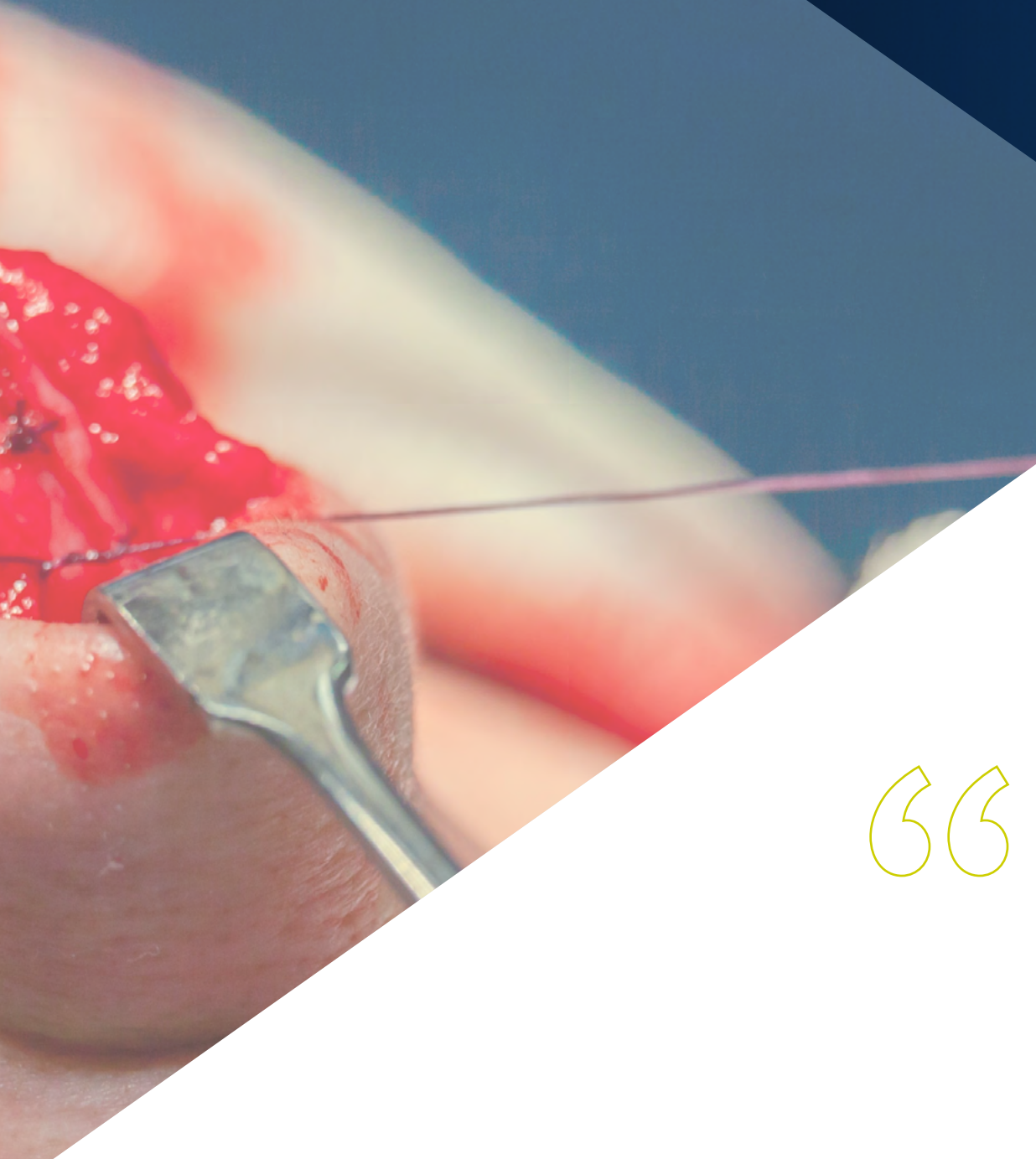
- ♦ Reflect on the importance of antibiotic prophylaxis in Major Outpatient Surgery
- ♦ Reason the need for thromboembolic prophylaxis in Major Outpatient Surgery
- ♦ Delve into the main ophthalmology surgeries in Major Outpatient Surgery
- ♦ Delve into the main urological surgeries in Major Outpatient Surgery
- ♦ Describe the main surgeries in traumatology in Major Outpatient Surgery
- ♦ Outline the main maxillofacial surgery surgeries in Major Outpatient Surgery
- ♦ Explore the main plastic surgeries in Major Outpatient Surgery

03

Course Management

TECH has brought together in this program a management and teaching staff that stand out for their brilliant career in first-class hospitals in General Surgery and in the area of Nursing. In this way, the graduate will obtain a much broader vision and adjusted to the current reality of Major Outpatient Surgery. In addition, students will be taught by the best experts selected by this institution in order to provide them with a high-level qualification.





“

Resolve any doubts you may have about the content of this Postgraduate Diploma with a team of specialists in the health field”

Management



Dr. Palacios Sanabria, Jesús Enrique

- ♦ Specialist of General Surgery at the Basic General Hospital of Baza-Granada
- ♦ General Surgeon in the Bariatric and Metabolic Surgery team at the Canabal Clinic
- ♦ General Surgeon at the IDB Clinic in Barquisimeto
- ♦ Professor in the Minor Surgery Course at the Andalusian Health Service
- ♦ Medical Surgeon by the 'Lisandro Alvarado' Central Western University
- ♦ Specialist in General Surgery at the 'Lisandro Alvarado' Central Western University
- ♦ Master's Degree in General Surgery and Digestive System Updating



Professors

Dr. Colombo Pérez, Ángel Daniel

- ♦ General Surgery Specialist at Dr. Antonio María Pineda Hospital
- ♦ Head of the Central Operating Room of the Antonio María Pineda University Hospital
- ♦ Head of the Department of Surgery at Dr. Daniel Camejo Acosta Hospital
- ♦ Associate Professor of Medicine at UCLA in Surgical Clinic I and II
- ♦ Professor of General Surgery Postgraduate Course at UCLA
- ♦ Medical Surgeon by the Lisandro Alvarado Midwestern University
- ♦ Medical Specialist in General Surgery at the Dr. Antonio María Pineda Central University Hospital
- ♦ Master's Degree in Higher University Teaching from UCLA

Dr. Morales Barrese, Maite Fabiola

- ♦ Family Physician in the Andalusian Health System
- ♦ Medical specialist in the General and Intra and Extrahospital Emergency Department
- ♦ Specialist in Advanced Aesthetics
- ♦ Family Physician specializing in Pediatrics
- ♦ Master's Degree in Aesthetic Facial and Body Medicine of the Institute of Aesthetics and Skin

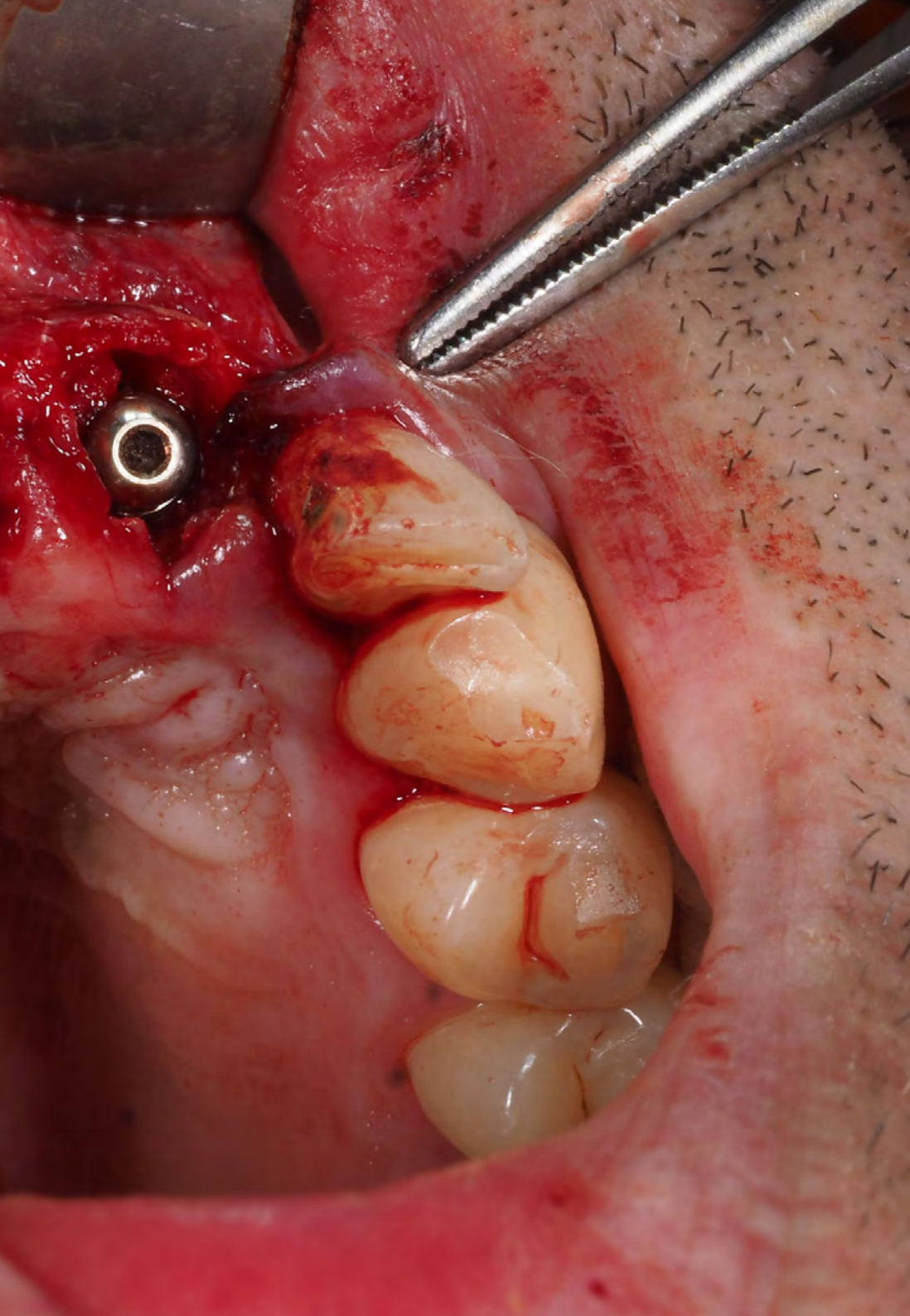
Dr. Pérez Morales, Adolyca

- ♦ Dentist in the Smile Dental Clinic in Madrid
- ♦ Dentist at the Dental Prevent Clinic
- ♦ Dentistry Assistant at Dentalcorisa Clinic
- ♦ Dentist and manager of the Dental Clinic Nanetti Colmenares
- ♦ Dentist at the Center for Rehabilitation and Oral Aesthetics Odontomark
- ♦ Degree in Dentistry from the José Antonio Páez University
- ♦ Postgraduate Certificate in Oral Surgery and Teeth Whitening

Dr. Pérez Colmenares, Ámbar Milagros

- ♦ Anesthesiology Specialist at the Hospital Básico de Baza in Granada
- ♦ Attending Physician of the Anesthesiology Service at the Dr. Antonio María Pineda Central University Hospital
- ♦ Head of Anesthesiology at the Decentralized Service of the Dr. Daniel Camejo Acosta Medical and Hospital West Care Center
- ♦ Head of Postgraduate Residents of Anesthesiology at the Dr. Antonio María Pineda Central University Hospital
- ♦ Professor of the Postgraduate Course of Anesthesiology at UCLA, teaching subjects such as Anesthesia I, Anesthesia II, Anesthesia III and Biophysics applied to Anesthesia
- ♦ Degree in Medicine and Surgery, Medical Surgeon, Cum Laude, from Lisandro Alvarado Centralwestern University
- ♦ Diploma in Occupational Safety and Health at the Lisandro Alvarado Centralwestern University
- ♦ Resident of the Department of Pediatric Surgery at the "Dr. Jesús María Casal Ramos" Hospital
- ♦ Resident of Intensive Care Unit at Los Leones Surgical Unit
- ♦ Postgraduate Residency in Anesthesiology at the Dr. Antonio María Pineda University Central Hospital





Ms. Canales González, María Isabel

- ◆ Specialist Nurse at the Basic General Hospital of Baza- Granada
- ◆ Nurse in different services and public hospitals in Andalusia
- ◆ Nurse in the Operating Room of the Basic General Hospital of Baza
- ◆ Degree in Nursing from the University of Cadiz
- ◆ Master's Degree in Nursing Care, Procedures and Techniques from the Catholic University of San Antonio
- ◆ Postgraduate Diploma in Nursing in Emergency and Urgent Care, Antonio de Nebrija University
- ◆ Nursing Expert in Pregnancy, Childbirth and Puerperium by the Antonio de Nebrija University
- ◆ Course in Minor and Ambulatory Surgery by the College of Nursing of Granada

04

Structure and Content

The syllabus of this Postgraduate Diploma is designed to provide the medical professional with a thorough update of their knowledge on the main Procedures in Major Outpatient Surgery. For this purpose, not only are there multimedia teaching resources, but also case studies that contribute to the theoretical-practical approach with which this program has been conceived. In addition, the graduate has a virtual library accessible 24 hours a day, from any digital device with an Internet connection.





“

A syllabus oriented to offer the most complete update on the current academic panorama on Procedures in Major Outpatient Surgery”

Module 1. Digestive Surgery

- 1.1. Biliary Tract Surgery
 - 1.1.1. Anatomy
 - 1.1.2. Physiology
 - 1.1.3. Cholelithiasis and its Complications
 - 1.1.4. Coledocolitiasis
- 1.2. Iatrogenic Lesions of the Biliary Tract
 - 1.2.1. Risk Factors
 - 1.2.2. Classification
 - 1.2.3. Treatment
 - 1.2.4. Morbidity
- 1.3. Interventional Radiology
 - 1.3.1. Introduction
 - 1.3.2. Percutaneous Transhepatic Cholangiography
 - 1.3.3. Cholecystostomy
 - 1.3.4. Percutaneous Biliary Drainage
- 1.4. Abscesses and Liver Cysts
 - 1.4.1. Introduction
 - 1.4.2. Simple Liver Cysts
 - 1.4.3. Acquired Liver Cysts
 - 1.4.4. Liver Abscesses
- 1.5. Gastroesophageal Reflux
 - 1.5.1. Pathogenesis
 - 1.5.2. Complications
 - 1.5.3. Conservative Treatment
 - 1.5.4. Surgical Management
- 1.6. Failures of Anti-reflux Surgery
 - 1.6.1. Relapse
 - 1.6.2. Stenosis
 - 1.6.3. Gastric Migration to the Thorax
 - 1.6.4. Redo Surgery



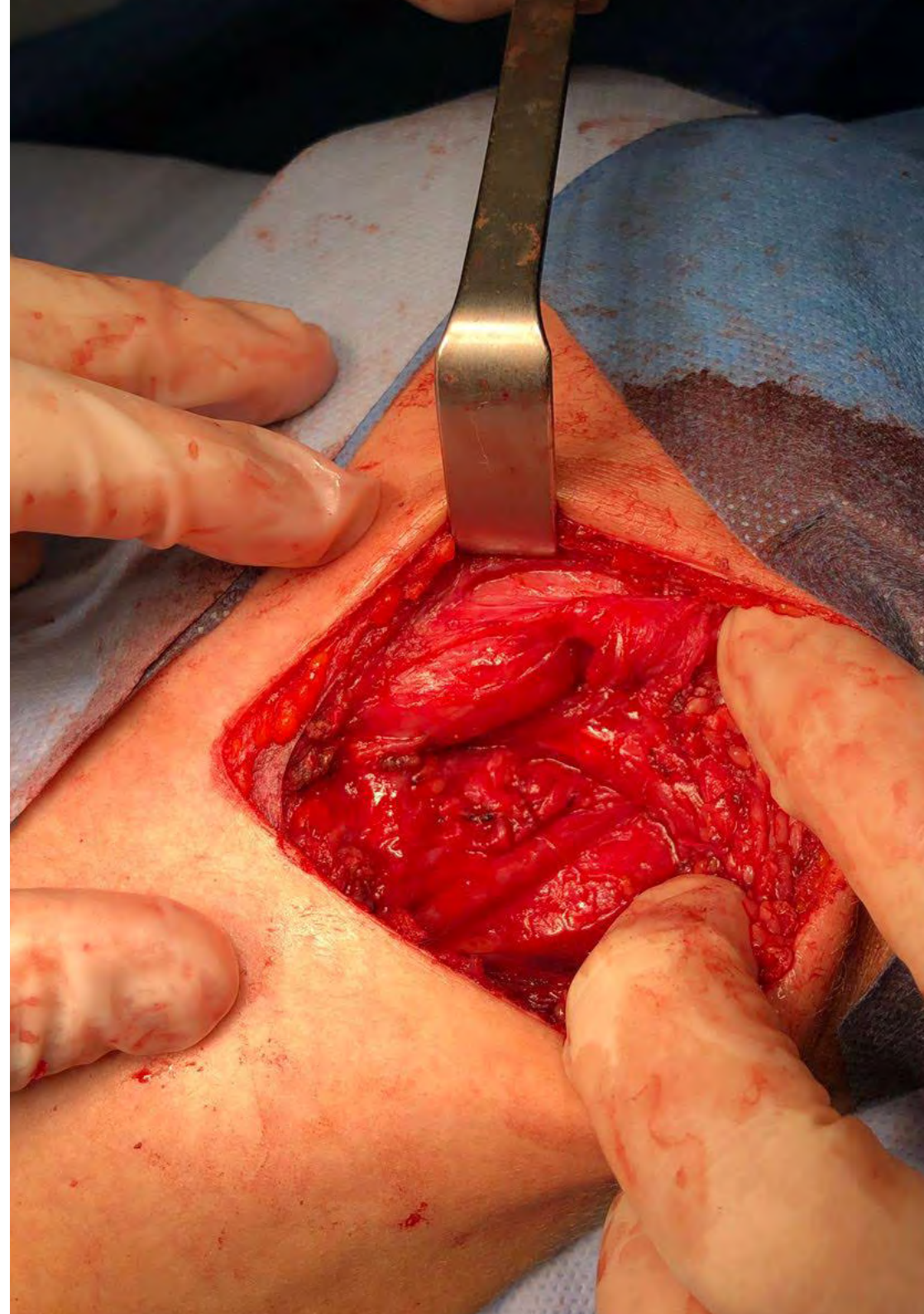


- 1.7. Motor Disorders of the Esophagus
 - 1.7.1. General Classification
 - 1.7.2. Oropharyngeal Dysphagia
 - 1.7.3. Primary Esophageal Disorders
 - 1.7.4. Secondary Esophageal Disorders
- 1.8. Esophageal Diverticula
 - 1.8.1. Introduction
 - 1.8.2. Zencker's Diverticula
 - 1.8.3. Thoracic Diverticula
 - 1.8.4. Epiphrenic Diverticula
- 1.9. Complementary Tests in Esophageal Pathology
 - 1.9.1. Radiological Studies
 - 1.9.2. Endoscopy
 - 1.9.3. Manometry
 - 1.9.4. Isotopic Studies
- 1.10. Digestive Surgery in the Elderly
 - 1.10.1. Introduction
 - 1.10.2. Preoperative Assessment of the Elderly Patient
 - 1.10.3. Specific Complications
 - 1.10.4. Conclusions

Module 2. Breast and Endocrine Surgery

- 2.1. Diagnostic Management of Thyroid Nodule
 - 2.1.1. Initial Assessment
 - 2.1.2. Thyroid Ultrasound
 - 2.1.3. Cytological Assessment
 - 2.1.4. Therapeutic Decision
- 2.2. Multinodular Goiter
 - 2.2.1. Definition of Multinodular Goiter
 - 2.2.2. Epidemiology
 - 2.2.3. Pathogenesis
 - 2.2.4. Diagnosis
 - 2.2.5. Indications for Surgery

- 2.3. Surgical Technique of Thyroidectomy
 - 2.3.1. Anatomy of the Thyroid Gland
 - 2.3.2. Common Gestures
 - 2.3.3. Post-Operative
 - 2.3.4. Thyroid Procedures
- 2.4. Post-surgery Complications
 - 2.4.1. Hypoparathyroidism
 - 2.4.2. Injury of the Superior Laryngeal Nerve
 - 2.4.3. Recurrent Paralysis
 - 2.4.4. Asphyxial Hematoma
- 2.5. Hyperparathyroidism
 - 2.5.1. Primary Hyperparathyroidism
 - 2.5.2. Secondary Hyperparathyroidism
 - 2.5.3. Tertiary Hyperparathyroidism
 - 2.5.4. MEN Syndrome
- 2.6. Thyroid and Parathyroid Outpatient Surgery
 - 2.6.1. Criteria for Patient Selection in Major Outpatient Surgery
 - 2.6.2. Anesthetic and Surgical Technique
 - 2.6.3. Postoperative Period and its Complications
 - 2.6.4. Criteria for Discharge
- 2.7. Palpable Breast Nodule
 - 2.7.1. Anatomy of the Breast
 - 2.7.2. Physiology
 - 2.7.3. Medical History
 - 2.7.4. Management of the Patient with Palpable Nodule
- 2.8. Non-palpable Breast Lesions
 - 2.8.1. Definition
 - 2.8.2. Classification
 - 2.8.3. Attitude to Follow
 - 2.8.4. Prognosis



- 2.9. Nipple Secretion
 - 2.9.1. Types of Secretion
 - 2.9.2. Frequency (F)
 - 2.9.3. Diagnosis
 - 2.9.4. Treatment
- 2.10. Breast Pathology in Major Outpatient Surgery
 - 2.10.1. Surgeon Training in Breast Pathology
 - 2.10.2. Criteria of Patients Exclusion
 - 2.10.3. Selection of Procedures in Breast Pathology
 - 2.10.4. Complications of Breast Surgery

Module 3. Other Procedures in Major Outpatient Surgery

- 3.1. Orthopedic Surgery and Traumatology in Major Outpatient Surgery
 - 3.1.1. Basic Concepts of Anatomy
 - 3.1.2. Histology of Bone
 - 3.1.3. Main Trauma Surgeries in Major Outpatient Surgery
 - 3.1.4. Surgical Complications
- 3.2. Superficial Venous Vascular Surgery in Major Outpatient Surgery
 - 3.2.1. Superficial Venous Vascular System
 - 3.2.2. Physiology of the Vascular System
 - 3.2.3. Main Surgeries of Vascular Surgery in Major Outpatient Surgery
 - 3.2.4. Surgical Complications
- 3.3. Urology in Major Outpatient Surgery
 - 3.3.1. Anatomy of the Urinary Tract
 - 3.3.2. Physiology of the Urinary Tract
 - 3.3.3. Main Urological Surgeries in Major Outpatient Surgery
 - 3.3.4. Surgical Complications
- 3.4. Maxillofacial Surgery in Major Outpatient Surgery
 - 3.4.1. Anatomy of the Oral Cavity
 - 3.4.2. Physiology of the Oral Cavity
 - 3.4.3. Main Maxillofacial Surgeries in Major Outpatient Surgery
 - 3.4.4. Surgical Complications

- 3.5. Plastic Surgery Procedures: Otoplasty
 - 3.5.1. Anatomy of the Ear Pinna
 - 3.5.2. Concept of Otoplasty
 - 3.5.3. Types of Otoplasty
 - 3.5.4. Surgical Complications
- 3.6. Plastic Surgery Procedures: Rhinoseptoplasty
 - 3.6.1. Anatomy of the Nasal Pyramid
 - 3.6.2. Concept of Rhinoseptoplasty
 - 3.6.3. Types of Rhinoseptoplasty
 - 3.6.4. Surgical Complications
- 3.7. Dermatology in Major Outpatient Surgery
 - 3.7.1. General Structure of the Skin
 - 3.7.2. Skin Appendages
 - 3.7.3. Main Surgeries in Dermatology in Major Outpatient Surgery
 - 3.7.4. Surgery Complications
- 3.8. Ophthalmology in Major Outpatient Surgery
 - 3.8.1. Structure of the Eyeball
 - 3.8.2. Concepts of Ocular Physiology
 - 3.8.3. Cataract Surgery
 - 3.8.4. Surgical Complications
- 3.9. Antibiotic Prophylaxis in Major Outpatient Surgery
 - 3.9.1. Concept of Antibiotic Prophylaxis
 - 3.9.2. Types of Surgery and Risk of Contamination
 - 3.9.3. Superficial and Deep Surgical Wound Infection
 - 3.9.4. Antibiotic Prophylaxis in the Procedures of Major Outpatient Surgery
- 3.10. Thromboembolic Prophylaxis in Major Outpatient Surgery
 - 3.10.1. Concept of Thromboembolic Prophylaxis
 - 3.10.2. Types of Prophylaxis
 - 3.10.3. Degrees of Recommendation
 - 3.10.4. Thromboembolic Prophylaxis in Major Outpatient Surgery Procedures

05

Methodology

This academic program offers students a different way of learning. Our methodology uses a cyclical learning approach: **Relearning**.

This teaching system is used, for example, in the most prestigious medical schools in the world, and major publications such as the **New England Journal of Medicine** have considered it to be one of the most effective.



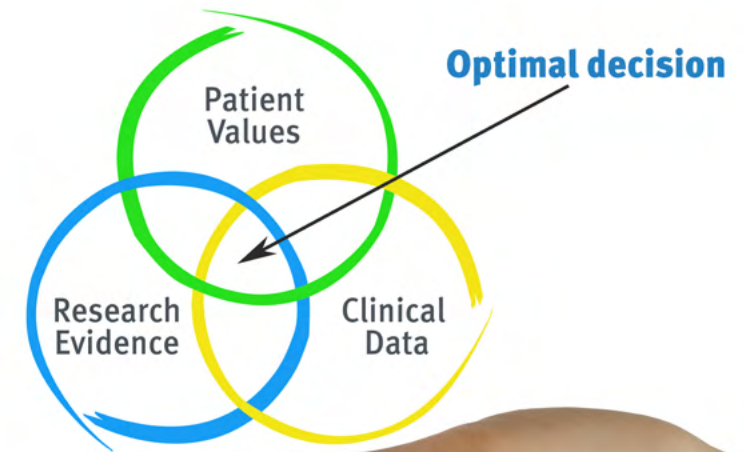
“

Discover Relearning, a system that abandons conventional linear learning, to take you through cyclical teaching systems: a way of learning that has proven to be extremely effective, especially in subjects that require memorization"

At TECH we use the Case Method

What should a professional do in a given situation? Throughout the program, students will face multiple simulated clinical cases, based on real patients, in which they will have to do research, establish hypotheses, and ultimately resolve the situation. There is an abundance of scientific evidence on the effectiveness of the method. Specialists learn better, faster, and more sustainably over time.

With TECH you will experience a way of learning that is shaking the foundations of traditional universities around the world.



According to Dr. Gervas, the clinical case is the annotated presentation of a patient, or group of patients, which becomes a "case", an example or model that illustrates some peculiar clinical component, either because of its teaching power or because of its uniqueness or rarity. It is essential that the case is based on current professional life, trying to recreate the real conditions in the physician's professional practice.

“

Did you know that this method was developed in 1912, at Harvard, for law students? The case method consisted of presenting students with real-life, complex situations for them to make decisions and justify their decisions on how to solve them. In 1924, Harvard adopted it as a standard teaching method”

The effectiveness of the method is justified by four fundamental achievements:

1. Students who follow this method not only achieve the assimilation of concepts, but also a development of their mental capacity, through exercises that evaluate real situations and the application of knowledge.
2. Learning is solidly translated into practical skills that allow the student to better integrate into the real world.
3. Ideas and concepts are understood more efficiently, given that the example situations are based on real-life.
4. Students like to feel that the effort they put into their studies is worthwhile. This then translates into a greater interest in learning and more time dedicated to working on the course.



Relearning Methodology

At TECH we enhance the case method with the best 100% online teaching methodology available: Relearning.

This university is the first in the world to combine the study of clinical cases with a 100% online learning system based on repetition, combining a minimum of 8 different elements in each lesson, a real revolution with respect to the mere study and analysis of cases.

Professionals will learn through real cases and by resolving complex situations in simulated learning environments. These simulations are developed using state-of-the-art software to facilitate immersive learning.



At the forefront of world teaching, the Relearning method has managed to improve the overall satisfaction levels of professionals who complete their studies, with respect to the quality indicators of the best online university (Columbia University).

With this methodology, more than 250,000 physicians have been trained with unprecedented success in all clinical specialties regardless of surgical load. Our pedagogical methodology is developed in a highly competitive environment, with a university student body with a strong socioeconomic profile and an average age of 43.5 years old.

Relearning will allow you to learn with less effort and better performance, involving you more in your specialization, developing a critical mindset, defending arguments, and contrasting opinions: a direct equation to success.

In our program, learning is not a linear process, but rather a spiral (learn, unlearn, forget, and re-learn). Therefore, we combine each of these elements concentrically.

The overall score obtained by TECH's learning system is 8.01, according to the highest international standards.



This program offers the best educational material, prepared with professionals in mind:



Study Material

All teaching material is produced by the specialists who teach the course, specifically for the course, so that the teaching content is highly specific and precise.

These contents are then applied to the audiovisual format, to create the TECH online working method. All this, with the latest techniques that offer high quality pieces in each and every one of the materials that are made available to the student.



Surgical Techniques and Procedures on Video

TECH introduces students to the latest techniques, the latest educational advances and to the forefront of current medical techniques. All of this in direct contact with students and explained in detail so as to aid their assimilation and understanding. And best of all, you can watch the videos as many times as you like.



Interactive Summaries

The TECH team presents the contents attractively and dynamically in multimedia lessons that include audio, videos, images, diagrams, and concept maps in order to reinforce knowledge.

This exclusive educational system for presenting multimedia content was awarded by Microsoft as a "European Success Story".



Additional Reading

Recent articles, consensus documents and international guidelines, among others. In TECH's virtual library, students will have access to everything they need to complete their course.





Expert-Led Case Studies and Case Analysis

Effective learning ought to be contextual. Therefore, TECH presents real cases in which the expert will guide students, focusing on and solving the different situations: a clear and direct way to achieve the highest degree of understanding.



Testing & Retesting

We periodically evaluate and re-evaluate students' knowledge throughout the program, through assessment and self-assessment activities and exercises, so that they can see how they are achieving their goals.



Classes

There is scientific evidence on the usefulness of learning by observing experts. The system known as Learning from an Expert strengthens knowledge and memory, and generates confidence in future difficult decisions.



Quick Action Guides

TECH offers the most relevant contents of the course in the form of worksheets or quick action guides. A synthetic, practical, and effective way to help students progress in their learning.



06 Certificate

The Postgraduate Diploma in Procedures in Major Outpatient Surgery guarantees students, in addition to the most rigorous and up-to-date education, access to a Postgraduate Diploma issued by TECH Global University.





“

Successfully complete this program and receive your university qualification without having to travel or fill out laborious paperwork”

This program will allow you to obtain your **Postgraduate Diploma in Procedures in Major Outpatient Surgery** endorsed by **TECH Global University**, the world's largest online university.

TECH Global University is an official European University publicly recognized by the Government of Andorra (**official bulletin**). Andorra is part of the European Higher Education Area (EHEA) since 2003. The EHEA is an initiative promoted by the European Union that aims to organize the international training framework and harmonize the higher education systems of the member countries of this space. The project promotes common values, the implementation of collaborative tools and strengthening its quality assurance mechanisms to enhance collaboration and mobility among students, researchers and academics.

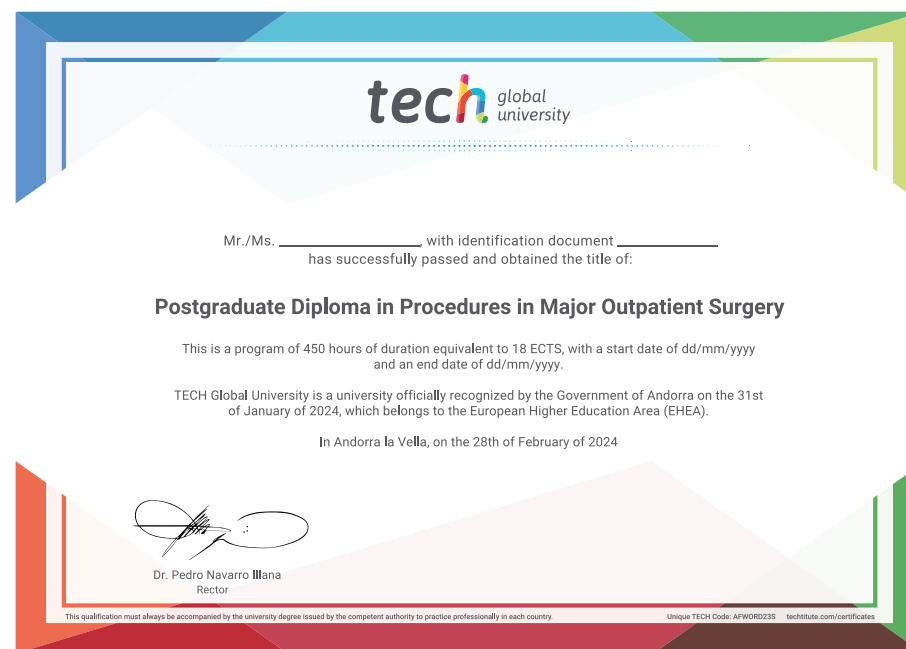
This **TECH Global University** title is a European program of continuing education and professional updating that guarantees the acquisition of competencies in its area of knowledge, providing a high curricular value to the student who completes the program.

Title: **Postgraduate Diploma in Procedures in Major Outpatient Surgery**

Modality: **online**

Duration: **6 months**

Accreditation: **18 ECTS**



*Apostille Convention. In the event that the student wishes to have their paper diploma issued with an apostille, TECH Global University will make the necessary arrangements to obtain it, at an additional cost.

future
health confidence people
education information tutors
guarantee accreditation teaching
institutions technology learning
community commitment
personalized service innovation
knowledge present
development language
virtual classroom



Postgraduate Diploma

Procedures in Major
Outpatient Surgery

- » Modality: online
- » Duration: 6 months
- » Certificate: TECH Global University
- » Credits: 18 ECTS
- » Schedule: at your own pace
- » Exams: online

Postgraduate Diploma

Procedures in Major Outpatient Surgery

