

Postgraduate Diploma

Precision Oncology and Breast Plastic and Reconstructive Surgery





Postgraduate Diploma Precision Oncology and Breast Plastic and Reconstructive Surgery

- » Modality: online
- » Duration: 6 months
- » Certificate: TECH Technological University
- » Dedication: 16h/week
- » Schedule: at your own pace
- » Exams: online

Website: www.techtute.com/in/medicine/postgraduate-diploma/postgraduate-diploma-precision-oncology-breast-plastic-reconstructive-surgery

Index

01

Introduction

p. 4

02

Objectives

p. 8

03

Course Management

p. 12

04

Structure and Content

p. 16

05

Methodology

p. 20

06

Certificate

p. 28

01

Introduction

The paradigm is that diagnostic effort saves therapeutic effort, but so is the need to use diagnostic tools to individualize the pathological process, especially the tumor, which allows individualization of treatment, the so-called Tailored Therapy, the central pillar of precision medicine (and oncology).

This Precision Oncology aims to maximize the use of available and effective drugs, reducing the dangers of over- and under-treatment, which are responsible for a significant percentage of global mortality.

This Postgraduate Diploma will efficiently introduce you to the knowledge and skills of this type of oncology, bringing all its benefits to clinical practice.





“

The latest scientific, medical and healthcare advances in Precision Oncology and Plastic and Reconstructive Surgery, compiled in a comprehensive, high-performance Postgraduate Diploma”

The achievement of this objective will require preparing the student in the rational, protocolized and efficient use of diagnostic resources, including sophisticated diagnostic tools for both imaging and biopsy or deep genetic knowledge of the somatic and germline branches. But it will not neglect ancestral procedures, in many cases, with an added therapeutic effect, by generating confidence, proximity and security in the patient. We refer to the arts of Anamnesis and Semiology and even of the Philosophy that guides our diagnostic action through the channel of such wise thoughts as the Hippocratic, which encourages us to deal, not with diseases, but with sick people, with man and on this occasion, especially, the sick woman, always taking into consideration its totality, physical, psychological and spiritual.

In situations of non-response, aggressiveness, indifferentiation, unknown origin, recurrence... a cancer tends to be identified by its molecular structure, rather than by its organ of seat or origin. It is an attitude that will presumably extend to the general management of cancer.

It will be the basis for a truly individual treatment for a tumor, which together with the knowledge of the patient's specific characteristics in terms of immunity, intolerances, pharmacokinetics, etc. And, finally, early and real knowledge of the response, beyond conceptuality, will allow real Precision Oncology.

Another aspect that will be extensively addressed in this specialization is Plastic and Reconstructive Surgery of the Breast. A subject of fundamental importance in the emotional recovery of many women affected by partial or total mastectomies.

This **postgraduate Diploma in Precision Oncology and Breast Plastic and Reconstructive Surgery** contains the most complete and up-to-date scientific program on the market. The most important features of the program include:

- ♦ A large number of case studies presented by experts.
- ♦ Graphic, schematic, and highly practical contents.
- ♦ The latest developments and cutting-edge advances in this area
- ♦ Practical exercises where the self-evaluation process can be carried out to improve learning.
- ♦ Innovative and highly efficient methodologies
- ♦ Theoretical lessons, questions to the expert, debate forums on controversial topics, and individual reflection assignments.
- ♦ Content that is accessible from any fixed or portable device with an Internet connection.



Improve the quality of care for your patients with this highly scientifically rigorous specialization"

“

The latest advances in the area of Precision Oncology and Breast Plastic and Reconstructive Surgery compiled in a highly efficient preparatory Postgraduate Diploma, which will optimize your effort with the best results”

This master's degree is focused on the practical application of the theoretical concepts that are taught. Through the most effective teaching systems, proven methods imported from the most prestigious universities in the world, you will be able to acquire new knowledge in a practical way. In this way, we strive to convert your efforts into real and immediate skills.

Our online system is another of the strengths of our proposal. With an interactive platform that has the advantages of the latest technological developments, we put the most interactive digital tools at your service. In this way we can offer you a totally adaptable way of learning for your own specific needs, so you can combine this specialization perfectly with your personal and professional life.

A unique Postgraduate Diploma that perfectly combines preparatory intensity, with the most innovative knowledge and techniques of the sector, with the flexibility that the working professional needs.

A program designed to allow you to implement the knowledge that you acquire almost immediately in your daily practice.



02

Objectives

The objective of this Postgraduate Diploma in Precision Oncology and Breast Plastic and Reconstructive Surgery is to offer medical professionals a complete pathway to acquire advanced knowledge, competencies and skills for routine clinical practice, or to update on the latest developments in this area of intervention. A practical and effective way to keep you at the forefront of a constantly evolving profession.






“

Our goal is simple: to help you get the most complete update in new techniques and advances in Mastology and Breast Cancer in a Postgraduate Diploma fully compatible with your work and personal obligations”



General Objectives

- ♦ Gain knowledge of all concepts of embryology, anatomy, physiology and genetics applicable to the breast.
- ♦ Gain knowledge of the natural history of breast cancer and its biological aspects.
- ♦ Learn about early diagnostics techniques and breast pathology.
- ♦ Gain knowledge of all the multidisciplinary teams and platforms related to Mastology.
- ♦ Gain knowledge of the different histological types of benign and malignant tumors.
- ♦ Gain knowledge of how to deal with special situations in breast cancer.
- ♦ Establish a series of alternatives for the management of benign breast pathology.
- ♦ Gain knowledge of the surgical treatment of breast cancer.
- ♦ Gain knowledge of the preoperative and postoperative care related to breast pathology.
- ♦ Apply prophylactic medical treatment of breast cancer.
- ♦ Learn how to deal with chemotherapy treatments in mammary carcinoma.
- ♦ Gain knowledge of the different immunotherapies and support therapies.
- ♦ Apply the different appropriate molecular techniques in each specific clinical case.
- ♦ Gain understanding of the provision of tools to deal with poor response and relapse situations.
- ♦ Learn how to deal with metastatic breast cancer.
- ♦ Gain knowledge of the aspects related to the research and clinical trials in breast pathology.
- ♦ Gain knowledge of the associations and support groups available to patients.





“

This program will help you acquire the skills you need to excel in providing quality patient care”

03

Course Management

This comprehensive Postgraduate Diploma is taught by specialists in this area of work. Trained in different fields of clinical care and practice, all of them experienced in teaching and research and with the necessary management knowledge to provide a broad, systematic and realistic vision within the complexity of this area, this group of experts will accompany you throughout the training, putting their real and updated experience at your service.



“

An impressive teaching staff, prepared by professionals from different areas of expertise, will be your teachers during your specialization: a unique occasion not to be missed”

Management



Dr. Muñoz Madero, Vicente

- PhD in Medicine and Surgery, from the Complutense University of Madrid with Outstanding Cum Laude Qualification.
- Postgraduate Degree: Audit of our 5-year experience in the surgical treatment of breast cancer: In search of a quality guide
- Specialization: European Board of Oncologic Surgery Qualification
- More than 25 courses and seminars of medical and scientific specialization in surgery and oncology at the best institutions in the world.
- Numerous publications, research and presentations of international relevance in the medical and research fields in oncology, surgery and breast oncology.

Professors

Dr. Luis Borobia Melero

- ♦ Degree in Medicine and Surgery from the Faculty of Medicine from the University of Zaragoza (1968-74).
- ♦ PhD in Medicine and Surgery from the Complutense University of Madrid (1987).

Dr. Beatriz Muñoz Jiménez

- ♦ Resident Intern of General and Digestive System Surgery. Observership - Foregut Surgery Service (Dr SR DeMeester).

Dr. Paula Muñoz Muñoz

- ♦ Degree in Medicine, Resident Intern of General and Digestive System Surgery of 5th year in the Ramón y Cajal Hospital (Madrid).

Dr. Jara Hernández Gutiérrez

- ♦ RMI in General and Digestive System Surgery Department. Toledo Hospital Complex - Castilla-La-Mancha Health Service.

Dr. D. Ignacio García Marirrodiga

- ♦ Degree in Medicine and Surgery from the Autonomous University of Madrid (1995)
- ♦ Specialist in General and Digestive System Surgery(2008). Registered in Madrid.

Dr. D. Juan Ruiz Martín

- ♦ PhD in Medicine since 2008, developed his diagnostic practice as a Pathologist in Toledo Hospital Complex. Head of Breast Pathology Department.

Dr. D. Luis M. Benito Moreno

- ♦ Radiologist. Head of Breast Interventional Radiology Section for more than ten years at the Central de la Defensa "Gómez Ulla" Hospital in Madrid.
- ♦ Clinical Professor of the Faculty of Medicine at Alcalá de Henares University and Coordinator of Breast Screening Program of the Autonomous Community of Madrid. Expert in International Cooperation in Cancer.

Ana María González Ageitos

- ♦ Attending Oncology Physician, HVS Hospital Complex, Toledo.

Dr. Escarlata López

- ♦ Chief Medical Officer (CMO) of GenesisCare-Spain. Member of the Spanish National Commission of the Specialty. Accredited by the Health Quality Agency of the Andalusian Health Service (SAS) as an Expert in Radiation Oncology.

Dr. Graciela García

- ♦ Degree in Medicine and Surgery from the Medical University of Oviedo.

Dr. Ana Serradilla

- ♦ Degree in Medicine and General Surgery. Specialist in Oncology Radiotherapy.
- ♦ Postgraduate Doctorate Courses.
- ♦ Obtaining Research Sufficiency

Dr. Álvaro Flores Sánchez

- ♦ Specialist in Oncology Radiotherapy.

Rodrigo Martínez, Ana Belén

- ♦ Responsible for national project coordination, scientific support and marketing (publications) and operations at OncoDNA-BioSequence.
- ♦ Degree in Biotechnology
- ♦ Master's Degree in Clinical Trials and Clinical Research Associate (CRA) in OncoDNA-BioSequence.
- ♦ Expert in Molecular Biology, Genetics and Microbiology, she has worked in specialized laboratories both in the molecular diagnostics department and in the R+D department developing new diagnostic kits and genetic tests.
- ♦ Project management in research and development, oncology and laboratory work.

Dr. Martín López, Irene

- ♦ Clinical Research Associate Trainee en OncoDNA-BioSequence.
- ♦ Biotechnology Graduate.
- ♦ Master's Degree in Biomedicine and Molecular Oncology.
- ♦ Master's Degree in Management and Monitoring of Clinical Trials.
- ♦ Expert in the scientific-technical field and clinical research project management in oncology, genetic and molecular biology.
- ♦ Has worked as a scientific-technical coordinator in a company specializing in genetic and molecular diagnostic services and products, and as a Science Research Intern in a Molecular Medicine Laboratory.

04

Structure and Content

The structure of the contents has been designed by a team of professionals, aware of the relevance of current specialization in order to advance in the labor market with security and competitiveness, and to practice your profession with the excellence that only the best training allows.





“

This Innovative Postgraduate Diploma in Precision Oncology and Breast Plastic and Reconstructive Surgery contains the most complete and up-to-date scientific program on the market”

Module 1. Diagnostics in Mastology

- 1.1. Introduction to Imaging Diagnosis in Mastology
- 1.2. Radiological Interpretation in Breast Pathologies
- 1.3. Nodule and Asymmetries Breasts
- 1.4. Diagnostic Management of Microcalcifications and Distortion of the Breast Architecture
- 1.5. Mammary Interventionism
- 1.6. Pre-Treatment Clinical Staging in Breast Cancer.
- 1.7. Other Indications of Mammary Magnetic Resonance.
- 1.8. Treated and Operated Breast
- 1.9. Uncommon Breast Pathology, Special Situations
- 1.10. Advances in Mammary Diagnosis and Interventionism

Module 2. Precision Oncology and Breast Cancer

- 2.1. Genomic Phenomena in the Progression of Breast Cancer
- 2.2. Genome, Transcriptome, Proteome
- 2.3. Epigenetics
- 2.4. Germinal Line
- 2.5. Somatic Line
- 2.6. Fluid Biopsy
- 2.7. Risk signatures
- 2.8. Poor Responders
- 2.9. Relapse
- 2.10. Future

Module 3. Plastic and Reconstructive Surgery

- 3.1. Augmentation Mammoplasty
 - 3.1.1. In Benign Pathology
 - 3.1.2. In Symmetrization Augmentation Mammoplasty vs Contralateral Glandulectomy and Reconstruction
 - 3.1.3. In Reparation of Sequelae of Conservative Surgery Local Flaps
- 3.2. Reduction Mammoplasty and Mastopexy
- 3.3. Breast Reconstruction: Immediate, Deferred and Immediate-Differentiated
 - 3.3.1. Radiological and Surgical Anatomy of the Breast Reconstruction
 - 3.3.2. Preoperative Vascular Map
- 3.4. Prosthetic Reconstruction Indications, Modes and Techniques
- 3.5. Pedicled Autologous Flaps
 - 3.5.1. Local: Thoracodorsal Flap
 - 3.5.2. Distance Broad Dorsal
 - 3.5.2.1. TRAM Flap
- 3.6. Free Autologous Flaps
 - 3.6.1. DIEP
 - 3.6.2. Gracillis
 - 3.6.3. Glute
 - 3.6.4. Mixcelanea
 - 3.6.5. CAP Reconstruction. Postoperative Management of Reconstructive Surgery.
- 3.7. Sequelae Surgery
- 3.8. Sequelae of Conservative Breast Surgery and its Treatment
- 3.9. Scar Management
- 3.10. Lymphedema Surgery
 - 3.10.1. Axillary Reverse Map
 - 3.10.2. Surgical Management of Established Lymphedema



“

A unique, key and decisive training experience to boost your professional development that will put you at the forefront of the professional world”

05

Methodology

This training provides you with a different way of learning. Our methodology uses a cyclical learning approach: ***Re-learning***.

This teaching system is used in the most prestigious medical schools in the world, and major publications such as the ***New England Journal of Medicine*** have considered it to be one of the most effective.



“

Discover Re-learning, a system that abandons conventional linear learning, to take you through cyclical teaching systems: a way of learning that has proven to be extremely effective, especially in subjects that require memorization"

At TECH we use the Case Method

In a given situation, what would you do? Throughout the program, you will be presented with multiple simulated clinical cases based on real patients, where you will have to investigate, establish hypotheses and, finally, resolve the situation. There is abundant scientific evidence on the effectiveness of the method. Specialists learn better, faster, and more sustainably over time.

With TECH you can experience a way of learning that is shaking the foundations of traditional universities around the world.



According to Dr. Gervas, the clinical case is the annotated presentation of a patient, or group of patients, which becomes a "case", an example or model that illustrates some peculiar clinical component, either because of its teaching potential or because of its uniqueness or rarity. It is essential that the case is based on current professional life, trying to recreate the real conditions in the physician's professional practice.

“

Did you know that this method was developed in 1912 at Harvard for law students? The case method consisted of presenting students with real-life, complex situations for them to make decisions and justify their decisions on how to solve them. In 1924, Harvard adopted it as a standard teaching method”

The effectiveness of the method is justified by four fundamental achievements:

1. Students who follow this method not only grasp concepts, but also develop their mental capacity by evaluating real situations and applying their knowledge.
2. The learning process has a clear focus on practical skills that allow the student to better integrate into the real world.
3. Ideas and concepts are understood more efficiently, given that the example situations are based on real-life.
4. Students like to feel that the effort they put into their studies is worthwhile. This then translates into a greater interest in learning and more time dedicated to working on the course.



Re-Learning Methodology

At TECH we enhance the Harvard case method with the best 100% online teaching methodology available: Re-learning.

Our University is the first in the world to combine the study of clinical cases with a 100% online learning system based on repetition, combining a minimum of 8 different elements in each lesson, which represent a real revolution with respect to simply studying and analyzing cases.



The physician will learn through real cases and by solving complex situations in simulated learning environments. These simulations are developed using state-of-the-art software to facilitate immersive learning.

At the forefront of world teaching, the Re-learning method has managed to improve the overall satisfaction levels of professionals who complete their studies, with respect to the quality indicators of the best Spanish-speaking online university (Columbia University).

With this methodology we have trained more than 250,000 physicians with unprecedented success, in all clinical specialties regardless of the surgical load. All this in a highly demanding environment, where the students have a strong socio-economic profile and an average age of 43.5 years.


Re-learning will allow you to learn with less effort and better performance, involving you more in your training, developing a critical mindset, defending arguments, and contrasting opinions: a direct equation to success.

In our program, learning is not a linear process, but rather a spiral (we learn, unlearn, forget, and re-learn). Therefore, we combine each of these elements concentrically.

The overall score obtained by our learning system is 8.01, according to the highest international standards.



In this program you will have access to the best educational material, prepared with you in mind:



Study Material

All teaching material is produced by the specialists who teach the course, specifically for the course, so that the teaching content is highly specific and precise.

This content is then adapted in an audiovisual format that will create our way of working online, with the latest techniques that allow us to offer you high quality in all of the material that we provide you with.



Latest Techniques and Procedures on Video

We introduce you to the latest techniques, to the latest educational advances, to the forefront of current medical techniques. All this, in first person, with the maximum rigor, explained and detailed for your assimilation and understanding. And best of all, you can watch them as many times as you want.



Interactive Summaries

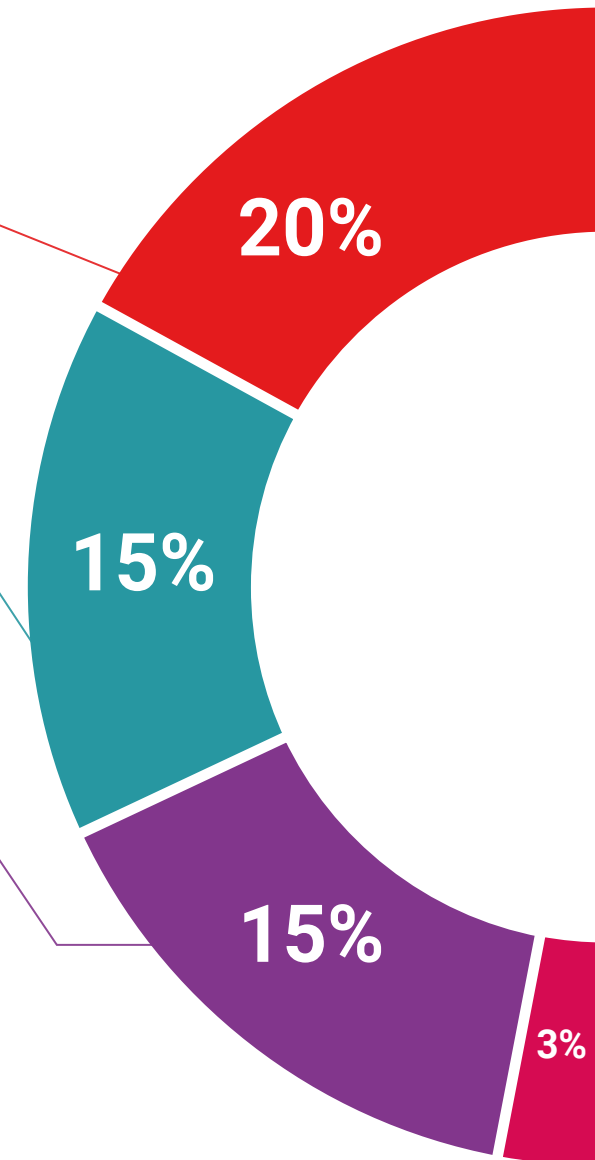
We present the contents attractively and dynamically in multimedia lessons that include audio, videos, images, diagrams, and concept maps in order to reinforce knowledge.

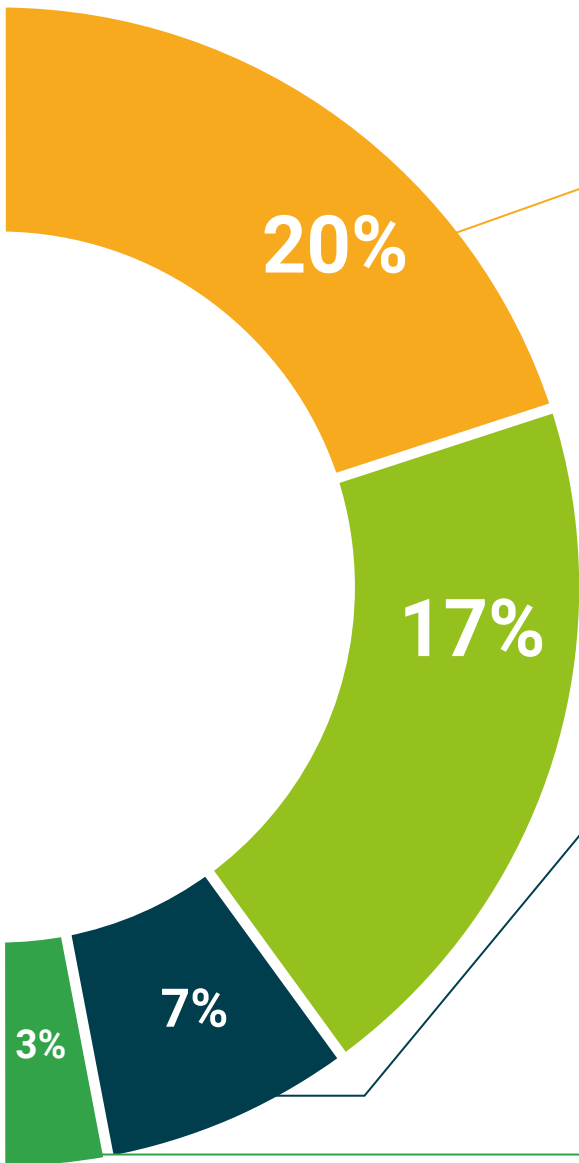
This unique multimedia content presentation training system was awarded by Microsoft as a "European Success Story".



Additional Reading

Recent articles, consensus documents, international guides. in our virtual library you will have access to everything you need to complete your training.





Expert-Led Case Studies and Case Analysis

Effective learning ought to be contextual. Therefore, we will present you with real case developments in which the expert will guide you through focusing on and solving the different situations: a clear and direct way to achieve the highest degree of understanding.



Testing & Re-testing

We periodically evaluate and re-evaluate your knowledge throughout the program, through assessment and self-assessment activities and exercises: so that you can see how you are achieving your goals.



Classes

There is scientific evidence suggesting that observing third-party experts can be useful.

Learning from an expert strengthens knowledge and memory, and generates confidence in our future difficult decisions.



Quick Action Guides

We offer you the most relevant contents of the course in the form of worksheets or quick action guides. A synthetic, practical, and effective way to help you progress in your learning.



06 Certificate

Through a different and stimulating learning experience, you will be able to acquire the necessary skills to take a big step in your training. An opportunity to progress, with the support and monitoring of a modern and specialized university, which will propel you to another professional level.



“

Include in your specialization a Postgraduate Diploma in Precision Oncology and Breast Plastic and Reconstructive Surgery: a highly-qualified added value for any professional in the field of medicine”

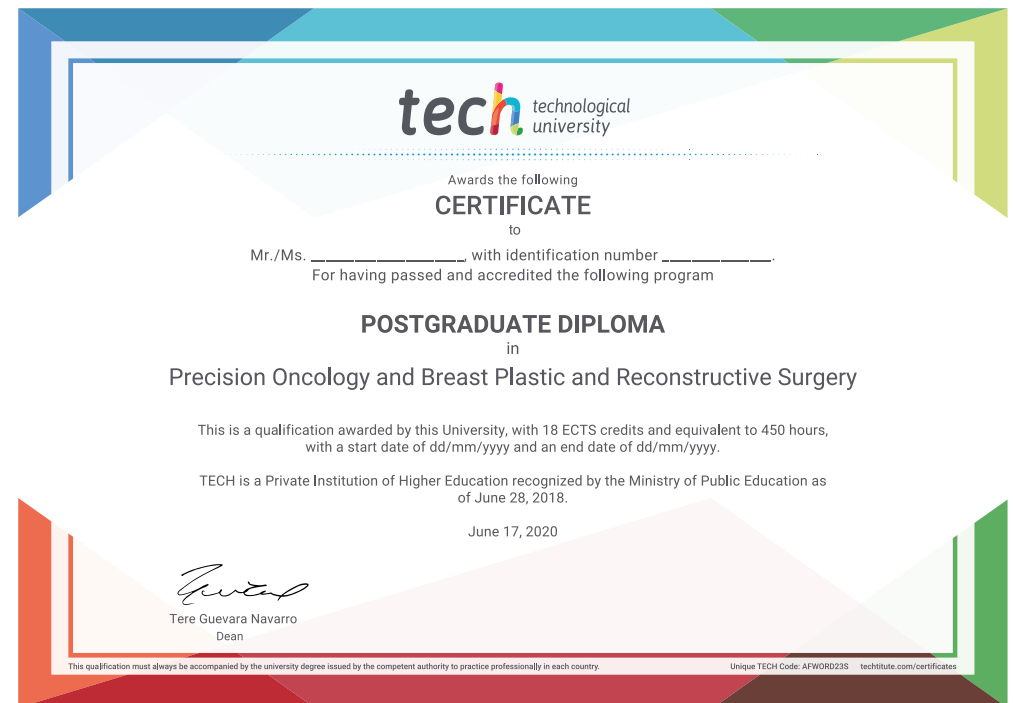
This Postgraduate Diploma in Precision Oncology and Breast Plastic and Reconstructive Surgery contains the most complete and up-to-date scientific program on the market.

After the student has passed the evaluations, they will receive by mail with acknowledgement of receipt their corresponding **Postgraduate Diploma Certificate** issued by **TECH Technological University**.

The certificate issued by **TECH Technological University** will reflect the qualification obtained in the Postgraduate Diploma, and meets the requirements commonly demanded by labor exchanges, competitive examinations, and professional career evaluation committees.

Title: **Postgraduate Certificate in Precision Oncology and Breast Plastic and Reconstructive Surgery**

Official Number of Hours: **450 h.**



*Apostille Convention. In the event that the student wishes to have their paper certificate issued with an apostille, TECH EDUCATION will make the necessary arrangements to obtain it, at an additional cost.

future

health

confidence people

education information tutors

guarantee accreditation teaching

institutions technology learning

community commitment

tech technological
university

Postgraduate Diploma

Precision Oncology

and Breast Plastic

and Reconstructive Surgery

- » Modality: online
- » Duration: 6 months
- » Certificate: TECH Technological University
- » Dedication: 16h/week
- » Schedule: at your own pace
- » Exams: online

Postgraduate Diploma

Precision Oncology and Breast
Plastic and Reconstructive Surgery