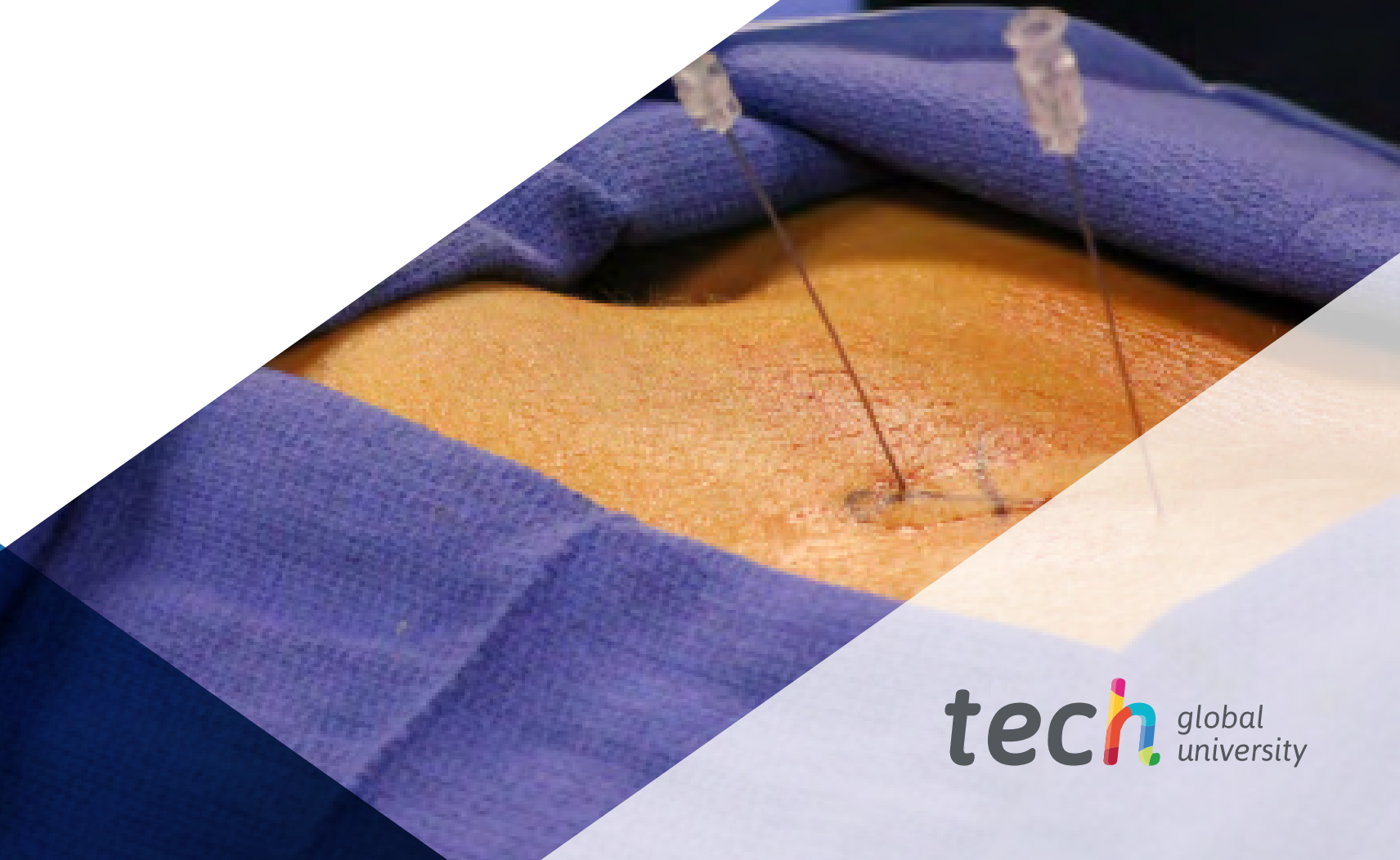


Postgraduate Diploma

Pediatric and Obstetric-Gynecologic
Anesthesiology





Postgraduate Diploma Pediatric and Obstetric-Gynecologic Anesthesiology

- » Modality: online
- » Duration: 6 months
- » Certificate: TECH Global University
- » Credits: 16 ECTS
- » Schedule: at your own pace
- » Exams: online

Website: www.techtitute.com/us/medicine/postgraduate-diploma/postgraduate-diploma-pediatric-obstetric-gynecologic-anesthesiology

Index

01

Introduction

p. 4

02

Objectives

p. 8

03

Course Management

p. 12

04

Structure and Content

p. 20

05

Methodology

p. 24

06

Certificate

p. 32

01

Introduction

Anesthesia in pediatric patients, and recurrently in women and delivery, is specific to the role of the anesthesiologist. Administrative channels, pharmacological dosage or anesthetic approach techniques are some of the issues that should be given special attention in children and women. This program provides an update on the main procedures for pediatric and obstetric-gynecologic anesthesia.

Keeping up to date in the procedures of loco-regional anesthesia and pain management is key to provide better patient care.

“

New scenarios in anesthesia procedures motivate us to propose new training programs that fit the real needs of experienced professionals, so that they can incorporate advances in local and regional anesthesia, and pain management, into their medical practice”

The need for a differentiated update on obstetric-gynecological anesthesia lies in the fact that the binomial maternal-fetus imposes special conditions that are unique in our environment, to the extent that any therapeutic action has a greater dimension than that of the subject itself. It is therefore necessary to know, supported by solid science, the pathophysiological foundations of maternal-fetal interaction, so that our therapeutic procedures are performed with maximum safety for all.

This program also includes several updated chapters on gynecologic-oncologic anesthesiology, which provide a modern and updated view of the profound therapeutic changes experienced in this field, and the new anesthetic needs to address these new realities.

In a parallel but highly relevant way, the program addresses in depth the consideration of pediatric patients. These patients are their own entity and, on many occasions, present base pathology that differs both in its etiology (congenital diseases) and clinical manifestations, as well as in the way in which they are tolerated, and the criteria established by inexperienced personnel may confuse the degree of severity.

Along with this Postgraduate Diploma's specific scientific considerations, the program also includes psychological and affective factors associated with child illnesses. The experience of their pathological process, hospitalization and separation from their parents can transform an irrelevant process into a terrible nightmare with important psychological consequences.

This **Postgraduate Diploma in Pediatric and Obstetric-Gynecologic Anesthesiology** is the most complete and up-to-date scientific program on the market. The most important features of the program include:

- ♦ Clinical cases presented by specialists in anesthesiology and other areas. The graphic, schematic, and eminently practical contents with which they are created provide scientific and practical information on the disciplines that are essential for professional practice.
- ♦ Real high-resolution images of pathologies, diagnostic imaging tests and guided procedures.
- ♦ Presentation of practical workshops on procedures and techniques.
- ♦ Algorithm-based interactive learning system for decision-making in the presented clinical situations.
- ♦ Action protocols with the most important advances in the specialty.
- ♦ All this will be complemented by theoretical lessons, questions to the expert, debate forums on controversial topics, and individual reflection assignments.
- ♦ With a special emphasis on evidence-based medicine and research methodologies in anesthesiology.
- ♦ Content that is accessible from any fixed or portable device with an Internet connection.



You will be able to learn, through the latest educational technology, the most recent advances in pediatric and obstetric-gynecologic anesthesia”

“ *This Postgraduate Diploma may be the best investment you can make when choosing a refresher program for two reasons: in addition to updating your knowledge of Pediatric and Obstetric-Gynecologic Anesthesiology, you will obtain a qualification from TECH Global University”*

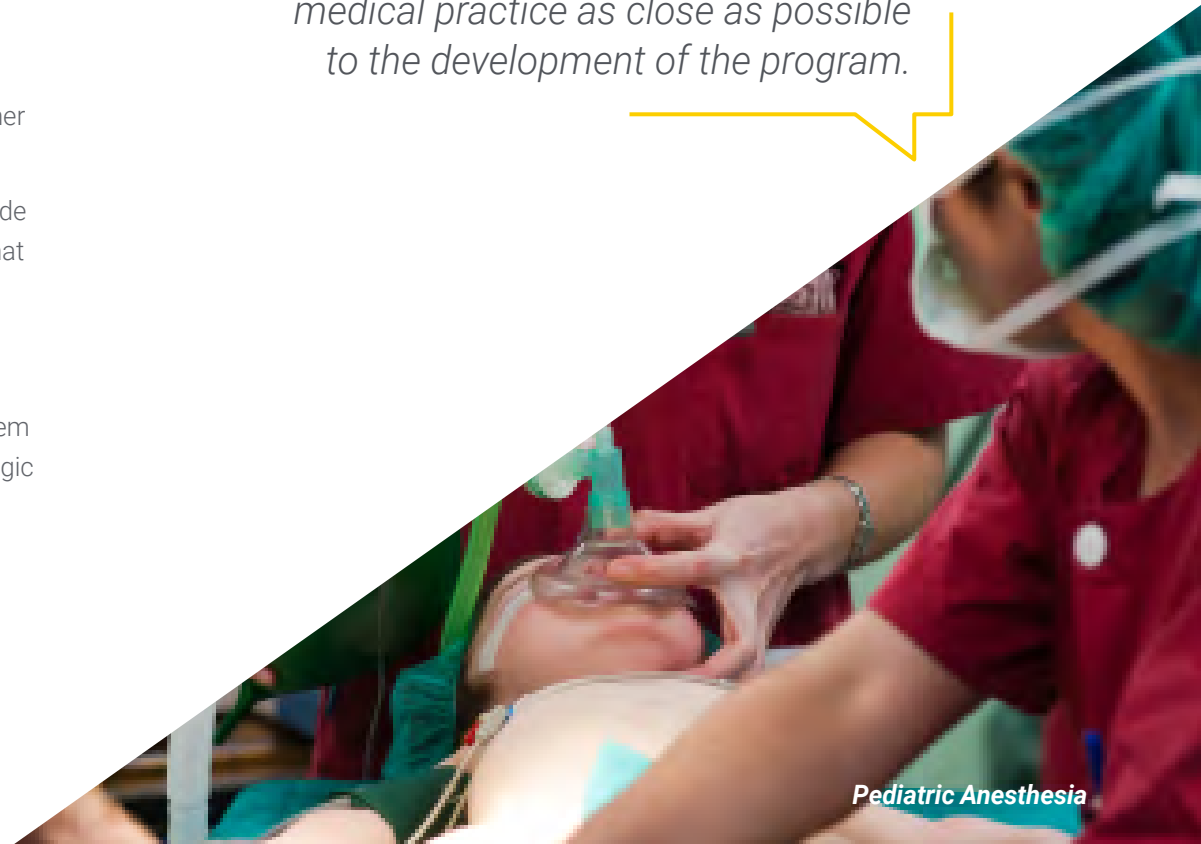
The teaching staff is made up of a team of leading anesthesiologists, who bring to this training the experience of their work, in addition to recognized specialists in other medical areas.

The multimedia content developed with the latest educational technology will provide the physician with situated and contextual learning, i.e., a simulated environment that will provide immersive training programmed to train in real situations.

This program is designed around Problem Based Learning, whereby the student must try to solve the different professional practice situations that arise during the course. For this reason, you will be assisted by an innovative, interactive video system created by renowned and experienced experts in the field of pediatric and gynecologic anesthesiology with extensive teaching experience.

Incorporate the latest developments in pediatric and obstetric-gynecologic anesthesia to your medical practice and improve patient prognosis.

It includes real clinical cases to bring medical practice as close as possible to the development of the program.



02 Objectives

The main objective is to facilitate the incorporation of the advances that are being made in loco-regional anesthesia and pain therapy procedures, ensuring that specialists can update their knowledge in a practical way, with the latest educational technology and adapting the educational process to their real needs.

“

This refresher program will generate a sense of confidence in decision making during anesthesia procedures for pediatric and obstetric-gynecologic patients, and will help you grow professionally”



General Objective

- Update specialist physicians on the procedures and techniques performed in anesthesia for pediatric and obstetric-gynecologic patients, incorporating the latest advances to increase the quality of their daily medical practice and improve patient prognosis



Specific Objectives

- Update on the evaluation tools for preoperative anxiety
- Incorporate the prophylaxis techniques for preoperative anxiety
- Assess the consequences of anxiety in children
- Update on the preoperative evaluation procedures in pediatrics. The complementary studies we should request and in which surgeries
- Incorporate the different risk scales in pediatric anesthesia to medical practice.
- Explain what information to divulge in consultation and how
- Review the most appropriate fasting time for each patient, and fasting replacement time
- Identify the latest advances in crystalloid replacement
- Describe the most important aspects in colloid use in children
- Identify the latest advances in monitoring in different subspecialties: Cardiac Surgery, Neurosurgery, Spine Surgery and Neonatal Surgery
- Review the procedures for difficult airway management in pediatric patients
- Update on the approach to increasingly frequent pathologies in children such as asthma, diabetes, obesity and children with OSAHS
- Describe the most important aspects of collateral pathologies in complex pediatric patients such as mucopolysaccharidosis and metabolopathies or myopathies
- Incorporate new indications in ultrasound use
- Identify the latest developments in inhalation anesthesia
- Update on the procedures for TIVA use in pediatrics. Pediatric TCI
- Describe the particularities in the pediatric use of new drugs such as Sufentanil, Dexmedetomidine and Sugammadex
- Assess the importance of the anesthesiologist outside the operating room in a 21st century hospital
- Identify the minimum safety requirements that a facility must meet to perform anesthesia
- Explain the peculiarities of the different environments outside the operating room: MRI, digestive endoscopy, emergency, oncology or evoked potentials
- Analyze the short and long term consequences of pain in children
- Incorporate advanced analgesia techniques in pediatric patients
- Review the basic fundamentals in the anesthetic management of congenital heart disease
- Update on the anesthetic processes in the hemodynamic room
- Incorporate fast-track concepts in pediatric cardiac surgery
- Describe the indications and contraindications of neuroaxial analgesia in pregnant women
- Assimilate the new maintenance modalities for neuroaxial analgesia during pregnancy
- Differentiate the concepts of Working vs Walking epidural
- Identify the complications associated with neuroaxial techniques in labor
- Review the usefulness of opioid drugs in labor pain relief
- Describe the main characteristics of Remifentanil as a new opioid paradigm for women in labor
- Incorporate the different PCA Modalities for remifentanil for the effective control of labor

- ♦ Describe the most common anesthetic factors for cesarean section.
- ♦ Incorporate neuroaxial techniques in cesarean section into medical practice.
- ♦ Review the uses of general anesthesia, still in common practice.
- ♦ Determine the indications for post cesarean analgesia and new regional techniques.
- ♦ Describe the specific airway problems in pregnant women.
- ♦ Incorporate the protocols for VAD approach in pregnant women.
- ♦ Identify the novelties that technology offers for the VAD approach.
- ♦ Update on the evidence for the advantages of hemodynamic monitoring.
- ♦ Review the main aspects of targeted vasoconstrictor prescription.
- ♦ Describe the specific characteristics of resuscitation in pregnant women.
- ♦ Design coordination efforts between the obstetric-anesthetic team.
- ♦ Determine the timing for cesarean section and perimortem cesarean section.
- ♦ Incorporate new CPR techniques in AL intoxication.
- ♦ Identify the main aspects of anesthesia for fetoscopy and ex utero intrapartum treatments (EXIT).
- ♦ Describe tocolysis for EXIT procedures.
- ♦ Identify the new definitions of pre-eclampsia and their practical implications.
- ♦ Differentiate between entities in pre-eclampsia.
- ♦ Explain HELLP as a postpartum problem.
- ♦ Incorporate anesthetic and postoperative hypertensive pathology management in pregnancy.
- ♦ Review the paradigms for specific obstetric hemorrhage management.
- ♦ Update procedures in coagulation monitoring and thromboelastometry.
- ♦ Describe the treatment for severe obstetric hemorrhage: hemocompounds versus factor concentrates
- ♦ Describe considerations for the treatment of peripartum cardiomyopathy
- ♦ Establish the association between hypertensive disorders in pregnancy and cardiomyopathy risk
- ♦ Address obstructive hypertrophic cardiomyopathy in pregnant patients
- ♦ Update the procedures before valvulopathies in pregnant women
- ♦ Identify new considerations in the etiology of amniotic fluid embolism (ALTE).
- ♦ Distinguish the incidence and risk factors for ALS
- ♦ Determine a multidisciplinary approach to ALS treatment
- ♦ Describe the main signs and symptoms of sepsis in pregnant women and its management.
- ♦ Incorporate GDT procedures in septic pregnant patients
- ♦ Analyze the optimization of fetal well-being during maternal sepsis treatment.
- ♦ Describe the main aspects of postoperative sepsis
- ♦ Review the physiology associated with gestational age
- ♦ Identify the differences between laparotomy and laparoscopic techniques
- ♦ Update on the procedures in laparoscopic surgery in pregnant women
- ♦ Identify the systemic effects of cancer and cancer metastasis
- ♦ Establish the interactions between antineoplastic and anesthetic drugs
- ♦ Incorporate anesthesia techniques in gynecological cytoreductive surgery
- ♦ Incorporate ERAS (Enhanced Recovery after Surgery) in Gynecologic Oncologic Surgery
- ♦ Determine the new anesthetic requirements for breast oncologic surgery
- ♦ Describe the techniques of locoregional analgesia and intravenous analgesia
- ♦ Explain ultrasound-guided chest wall blocks in breast surgery and establish the new gold standard. Update the procedures in laparoscopic surgery in pregnant women

03

Course Management

The materials have been created by a team of leading professionals in the field of loco-regional anesthesia and pain management, who work in prestigious hospitals. Additionally, other recognized specialists participate in its design and preparation, which means that the program is developed in an interdisciplinary manner.



“

Learn the latest advances in loco-regional anesthesia and pain management from leading professionals”

International Guest Director

Dr. Betelehem M. Asnake is a leading anesthesiologist with an extensive international career, noted for her commitment to health equity and medical education. She has practiced in San Francisco, California, at Kaiser Permanente Medical Centers in Oakland and Richmond. In addition, she has held an important role as Director of Global Health Initiatives at UCLA Health, considered one of the best hospitals in the United States, and ranked first in both California and Los Angeles in a comprehensive assessment of excellence in patient care.

In addition to her clinical practice, she has been recognized for her passionate work in coaching and promoting diversity in Medicine. In this regard, she has founded MuluMentor, a virtual platform designed to support medical students from underrepresented and disadvantaged backgrounds. This program has facilitated the connection between these students and healthcare professionals in reviewing medical school applications, preparing for the MCAT and obtaining letters of recommendation. In this way, the platform has had a significant impact on inclusion and support for future physicians.

In turn, Dr. Betelehem M. Asnake has been a key international figure in bridging educational gaps in the field of Anesthesia. In fact, she has worked as a facilitator of the SAFE course in Tanzania, teaching safe anesthesia in remote areas. She has also been a co-leader of COVID-19 response teams and has collaborated with the World Society of Anesthesia in the development of international standards of post-anesthesia care. In addition, her role as a peer reviewer for the COVID-19 Repository for Ethiopian Health Professionals has highlighted her commitment to the global improvement of medical education in low-resource settings.



Dr. Asnake, Betelehem M.

- ♦ Director of Global Health Initiatives at UCLA Health, Southern California, United States
- ♦ General Anesthesiologist at UCLA Health
- ♦ General Anesthesiologist at Kaiser Permanente Oakland and Richmond Medical Centers
- ♦ Founder of MuluMentor
- ♦ General Anesthesiologist at Zuckerberg General Hospital and Trauma Center
- ♦ Global Health Equity Fellow at Zuckerberg General Hospital & Trauma Center
- ♦ Anesthesiology Specialist from the University of California
- ♦ PhD in Medicine from the University of Virginia
- ♦ M.S., Pharmacology and Toxicology from the University of Virginia
B.A., French Studies from the University of California

“

Thanks to TECH, you will be able to learn with the best professionals in the world”

Management



Dr. Muedra Navarro, Vicente

- ♦ Head of the Anesthesia Service at the General University Hospital Consortium of Valencia.
- ♦ Professor-Doctor of Anesthesiology at the Universitat de Valencia
- ♦ Degree in Medicine from the University of Valencia
- ♦ MIR Specialist in Anesthesiology, Resuscitation and Pain Therapeutics at La Fe University Hospital in Valencia
- ♦ PhD in Medicine and Surgery from the University of Valencia
- ♦ Professor of the Department of Biomedical Sciences. Faculty of Medicine. CEU Cardenal Herrera University. Valencia
- ♦ Director of doctoral theses and Master's Degree theses
- ♦ Member of several Health Care Improvement Commissions at La Ribera University Hospital
- ♦ University Expert in the Comprehensive Management of the Airway, by the Catholic University of Valencia
- ♦ Vice-president of the Department of Anesthesiology and Critical Care in Cardiac Surgery of the Valencian Community
- ♦ Member of the Spanish Society of Anesthesiology, Resuscitation and Pain Therapy
- ♦ Member of the Spanish Society of Multimodal Rehabilitation
- ♦ Head researcher in several research projects with competitive funding from Public Institutions (Carlos III Health Institute)
- ♦ Collaborating Researcher in the Prometeo Program for research groups of Excellence in the Department of Education and Science at Generalitat Valenciana.
- ♦ Research member of the Translational Medicine Doctoral Program in the research line Multidisciplinary Intervention in Prevention and Clinical Therapeutics of International Doctoral School CEINDO

Coordination

Dr. González, Antonio M.

- ♦ Attending Physician.
- ♦ Marqués de Valdecilla General Hospital Santander

Dr. Lázaro, Juan J.

- ♦ Head of Pediatric Anaesthesiology Services
- ♦ San Joan de Déu hospital. Barcelona

Dr. Muedra Navarro, Vicente

- ♦ Medical Specialist in Anesthesiology, Resuscitation and Pain Therapy.
- ♦ La Ribera University Hospital. Alzira-Valencia.

Professors

Dr. Arbona, Celia

- ♦ San Joan de Déu hospital. Barcelona:

Dr. Artés, David.

- ♦ San Joan de Déu hospital. Barcelona:

Dr. Bañuls Pellicer, Gema

- ♦ Xàtiva Hospital. Xàtiva-Valencia

Dr. Borrás Ramírez, Rosa

- ♦ Quirón Hospital Barcelona

Dr. Blázquez, Eva

- ♦ San Joan de Déu hospital. Barcelona:

Dr. Chamizo, Alicia

- ♦ San Joan de Déu hospital. Barcelona:

Dr. de Capadocia Rosell, Julián

- ♦ University Hospital Complex Albacete

Dr. Duque, Patricia

- ♦ Attending Physician. Gregorio Marañón General Hospital. Madrid.

Dr. Escobar, Ángeles

- ♦ San Joan de Déu hospital. Barcelona:

Dr. Fontanals, Montse

- ♦ San Joan de Déu hospital. Barcelona:

Dr. Forero, Carol

- ♦ San Joan de Déu hospital. Barcelona:

Dr. Fonet Ruiz, Inocencia

- ♦ Puerta de Hierro University Hospital. Madrid

Dr. Gaitán, María Elena

- ♦ San Joan de Déu hospital. Barcelona:

Dr. Garutti Martínez, Ignacio

- ♦ Attending Physician. Gregorio Marañón General Hospital. Madrid.

Dr. Gomar Sancho, Carmen

- ♦ Chair of Anesthesiology. Department Director. Barcelona Clinical Hospital.

Dr. González González, Antonio Manuel

- ♦ Attending Physician. Marqués de Valdecilla General Hospital Santander

Dr. Gredilla Díaz, Elena

- ♦ Barcelona Clinical Hospital. Barcelona

Dr. Hernández, Clara

- ♦ San Joan de Déu hospital. Barcelona:

Dr. Pérez Gutiérrez, Ana María

- ♦ Clinical University Hospital. Valladolid

Dr. Holanda Peña, Marisol

- ♦ Marqués de Valdecilla University Hospital Santander

Dr. Hormaechea Bollado, Lucía

- ♦ Puerta de Hierro University Hospital. Madrid

Dr. Jubete Castañeda, Yolanda

- ♦ Marqués de Valdecilla University Hospital Santander

Dr. López, Marta

- ♦ San Joan de Déu hospital. Barcelona:

Dr. Luschenkov, Dimitri

- ♦ San Joan de Déu hospital. Barcelona:

Dr. Mayorga Buiza, María José

- ♦ Infanta Elena Hospital. Madrid

Dr. Molies, Dolor

- ♦ San Joan de Déu hospital. Barcelona:

Dr. Navarro, Montse

- ♦ San Joan de Déu hospital. Barcelona:

Dr. Ortiz Gómez, José Ramón

- ♦ Navarra Hospital Complex. Pamplona



Dr. Pajares, Azucena

- ♦ Attending Physician. La Fe i Politènic University Hospital Valencia

Dr. Pascual Ramírez, Javier

- ♦ General University Hospital Ciudad Real.

Dr. Pérez, Carmen

- ♦ San Joan de Déu hospital. Barcelona:

Dr. Pérez Carbonell Ana

- ♦ Head of Department. Elche General Hospital. Elche-Alicante.

Dr. Pérez violating, Ignacio

- ♦ Research Vice-Rector CEU Cardenal Herrera University.

Dr. Plaza Moral, Ana

- ♦ Barcelona Clinical Hospital. Barcelona

Dr. Roqueta, Carmen

- ♦ San Joan de Déu hospital. Barcelona:

Dr. Serrano, Silvia

- ♦ San Joan de Déu hospital. Barcelona:

Dr. Suárez, Montse

- ♦ San Joan de Déu hospital. Barcelona:

Dr. Uribarri, María

- ♦ San Joan de Déu hospital. Barcelona.

Dr. Vicente Llau, Juan

- ♦ Head of Department Clinical University Hospital. Valencia



04

Structure and Content

The curriculum structure has been designed by a team of professionals who understand the implications of medical training in pediatric and obstetric-gynecologic anesthesia, aware of the current relevance for training and committed to quality teaching through new educational technologies.



Anesthesiologist during Surgery



“

This Postgraduate Diploma in Pediatric and Obstetric-Gynecologic Anesthesiology is the most complete and up-to-date scientific program on the market”

Module 1. Latest Advances in Anesthesiology

- 1.1. Perioperative Medicine and Multimodal Rehabilitation: Future of Anesthesiology
- 1.2. Hemodynamic Optimization and Target-Guided Fluid Therapy
- 1.3. Clinical Simulation as a Teaching Tool in Postgraduate Education
- 1.4. Evidence-Based Medicine (EBM) in Anesthesiology
- 1.5. Contributions of Anesthesiology to Current Patient Expectations: Clinical Safety Pain Treatment
- 1.6. Pharmacological Developments in Anesthesiology
- 1.7. Perioperative Hemorrhage Preoperative Optimization, Monitoring, New Transfusion Strategies
- 1.8. Research as a Source of Progress in Anesthesiology
- 1.9. New Antiplatelet and Anticoagulant Drugs Involvement in Anesthetic Practice

Module 2. Pediatric Anesthesia

- 2.1. Assessment of the Child's Behavior and Strategies to Minimize Stress and Anxiety During Induction of Anesthesia
- 2.2. Preanesthesia Visit in Pediatrics
- 2.3. Fluid and Hemotherapy in Pediatrics
- 2.4. Anesthetic Monitoring in Pediatric Surgery
- 2.5. Difficult Airway in Pediatric Surgery
- 2.6. Perioperative Management of Associated Pathology
- 2.7. Neonatal and Infant Anesthesia
- 2.8. Ultrasound
- 2.9. General Anesthesia in Pediatric Surgery
- 2.10. Anesthesia Outside the Operating Room
- 2.11. Pain in Children



Module 3. Obstetric Anesthesia

- 3.1. Analgesic Update in Labor and Delivery
- 3.2. Anesthesia for Cesarean Section
- 3.3. VAD During Pregnancy
- 3.4. CPR in Pregnant Women
- 3.5. Intrauterine Fetal Surgery and Anesthesia
- 3.6. Hypertensive Disorders of Pregnancy
- 3.7. Obstetric Hemorrhage
- 3.8. Cardiopathic Pregnant Woman
- 3.9. Amniotic Fluid Embolism
- 3.10. Maternal Sepsis and Septic Shock
- 3.11. Non-obstetric Surgery in the Pregnant Patient
- 3.12. Anesthesia for Gynecologic and Oncologic Patients
- 3.13. Anesthesia in Breast Cancer

“ A unique, key, and decisive training experience to boost your professional development”



05

Methodology

This training program provides you with a different way of learning. Our methodology uses a cyclical learning approach: ***Re-learning***.

This teaching system is used in the most prestigious medical schools in the world, and major publications such as the ***New England Journal of Medicine*** have considered it to be one of the most effective.



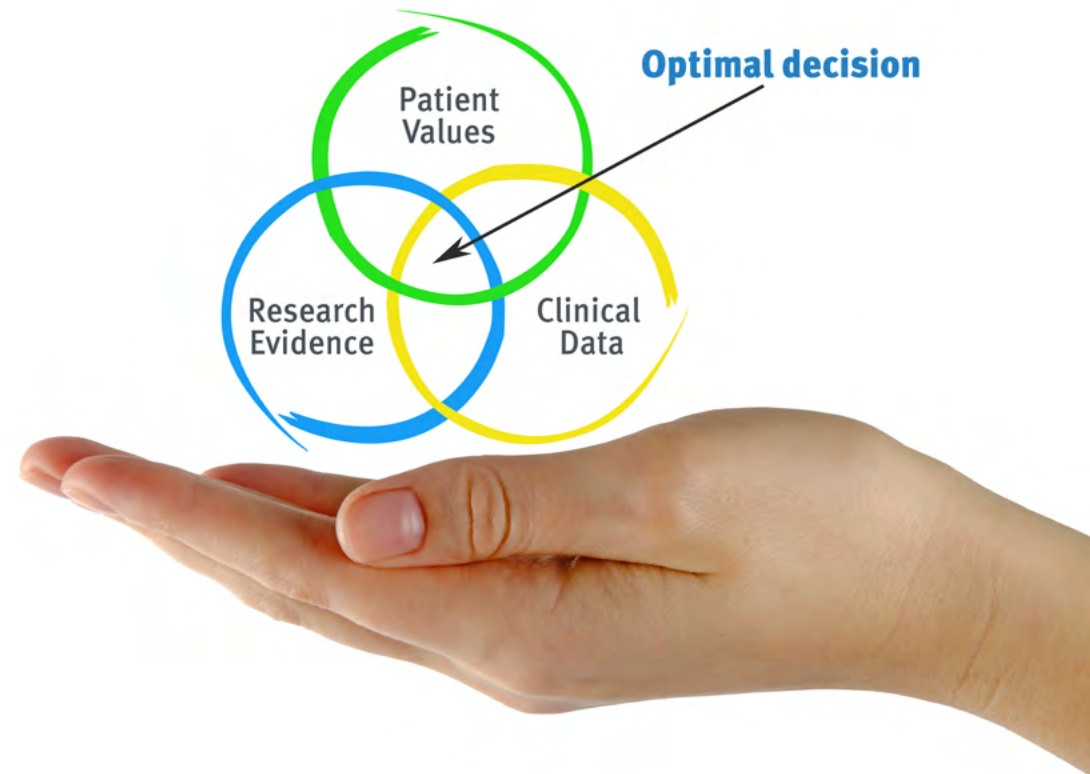
“

Discover Re-learning, a system that abandons conventional linear learning, to take you through cyclical teaching systems: a way of learning that has proven to be extremely effective, especially in subjects that require memorization”

At TECH we use the Case Method

In a given situation, what would you do? Throughout the program, you will be presented with multiple simulated clinical cases based on real patients, where you will have to investigate, establish hypotheses and, finally, resolve the situation. There is an abundance of scientific evidence on the effectiveness of the method. Specialists learn better, faster, and more sustainably over time.

With TECH you can experience a way of learning that is shaking the foundations of traditional universities around the world.



According to Dr. Gervas, the clinical case is the annotated presentation of a patient, or group of patients, which becomes a "case", an example or model that illustrates some peculiar clinical component, either because of its teaching potential or because of its uniqueness or rarity. It is essential that the case is based on current professional life, trying to recreate the real conditions in professional medical practice.

“

Did you know that this method was developed in 1912 at Harvard for law students? The case method consisted of presenting students with real-life, complex situations for them to make decisions and justify their decisions on how to solve them. In 1924, Harvard adopted it as a standard teaching method”

The effectiveness of the method is justified by four fundamental achievements:

1. Students who follow this method not only grasp concepts, but also develop their mental capacity by evaluating real situations and applying their knowledge.
2. The learning process has a clear focus on practical skills that allow the student to better integrate into the real world.
3. Ideas and concepts are understood more efficiently, given that the example situations are based on real-life.
4. Students like to feel that the effort they put into their studies is worthwhile. This then translates into a greater interest in learning and more time dedicated to working on the course.



Re-learning Methodology

At TECH we enhance the Harvard case method with the best 100% online teaching methodology available: Re-learning.

Our University is the first in the world to combine the study of clinical cases with a 100% online learning system based on repetition, combining a minimum of 8 different elements in each lesson, which represent a real revolution with respect to simply studying and analyzing cases.



The physician will learn through real cases and by solving complex situations in simulated learning environments. These simulations are developed using state-of-the-art software to facilitate immersive learning.

At the forefront of world teaching, the Re-learning method has managed to improve the overall satisfaction levels of professionals who complete their studies, with respect to the quality indicators of the best Spanish-speaking online university (Columbia University).

With this methodology we have trained more than 250,000 physicians with unprecedented success, in all clinical specialties regardless of the surgical load. All this in a highly demanding environment, where the students have a strong socio-economic profile and an average age of 43.5 years.


Re-learning will allow you to learn with less effort and better performance, involving you more in your specialization, developing a critical mindset, defending arguments, and contrasting opinions: a direct equation to success.

In our program, learning is not a linear process, but rather a spiral (we learn, unlearn, forget, and re-learn). Therefore, we combine each of these elements concentrically.

The overall score obtained by our learning system is 8.01, according to the highest international standards.



In this program you will have access to the best educational material, prepared with you in mind:



Study Material

All teaching material is produced by the specialists who teach the course, specifically for the course, so that the teaching content is really specific and precise.

This content is then adapted in an audiovisual format that will create our way of working online, with the latest techniques that allow us to offer you high quality in all of the material that we provide you with.



Latest Techniques and Procedures on Video

We introduce you to the latest techniques, to the latest educational advances, to the forefront of current medical techniques. All this, in first person, with the maximum rigor, explained and detailed for your assimilation and understanding. And best of all, you can watch them as many times as you want.



Interactive Summaries

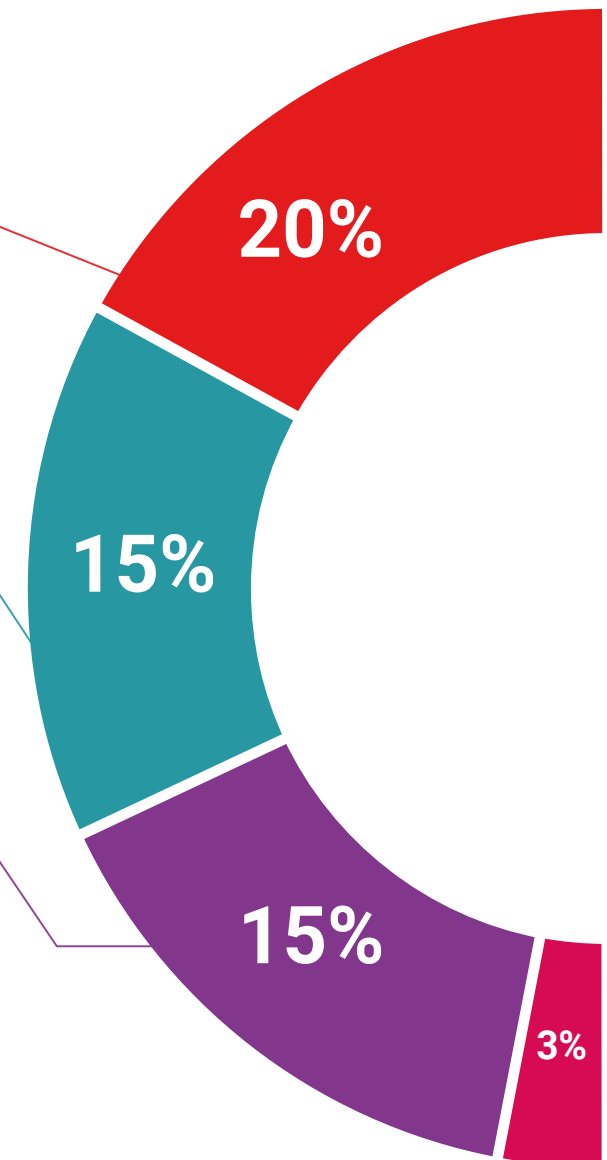
We present the contents attractively and dynamically in multimedia lessons that include audio, videos, images, diagrams, and concept maps in order to reinforce knowledge.

This unique multimedia content presentation training system was awarded by Microsoft as a "European Success Story".



Additional Reading

Recent articles, consensus documents, international guides. in our virtual library you will have access to everything you need to complete your training.





Expert-Led Case Studies and Case Analysis

Effective learning ought to be contextual. Therefore, we will present you with real case developments in which the expert will guide you through focusing on and solving the different situations: a clear and direct way to achieve the highest degree of understanding.



Testing & Retesting

We periodically evaluate and re-evaluate your knowledge throughout the program, through assessment and self-assessment activities and exercises: so that you can see how you are achieving your goals.



Classes

There is scientific evidence suggesting that observing third-party experts can be useful.

Learning from an expert strengthens knowledge and memory, and generates confidence in our difficult future decisions.



Quick Action Guides

We offer you the most relevant contents of the course in the form of worksheets or quick action guides. A synthetic, practical, and effective way to help you progress in your learning.



06

Certificate

The Postgraduate Diploma in Pediatric and Obstetric-Gynecologic Anesthesiology guarantees, in addition to the most accurate and up-to-date training, access to a qualification issued by TECH Global University.



“

Successfully complete this training and receive your university degree without travel or laborious paperwork”

This private qualification will allow you to obtain a **Postgraduate Diploma in Pediatric and Obstetric-Gynecologic Anesthesiology** endorsed by **TECH Global University**, the world's largest online university.

TECH Global University is an official European University publicly recognized by the Government of Andorra ([official bulletin](#)). Andorra is part of the European Higher Education Area (EHEA) since 2003. The EHEA is an initiative promoted by the European Union that aims to organize the international training framework and harmonize the higher education systems of the member countries of this space. The project promotes common values, the implementation of collaborative tools and strengthening its quality assurance mechanisms to enhance collaboration and mobility among students, researchers and academics.

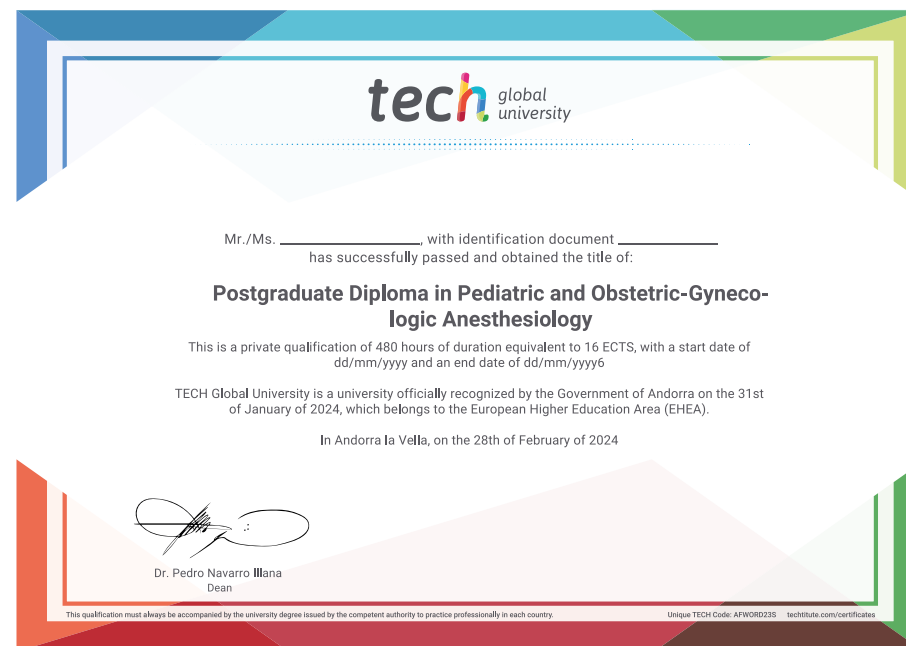
This **TECH Global University** private qualification is a European program of continuing education and professional updating that guarantees the acquisition of competencies in its area of knowledge, providing a high curricular value to the student who completes the program.

Title: **Postgraduate Diploma in Pediatric and Obstetric-Gynecologic Anesthesiology**

Modality: **online**

Duration: **6 months**

Accreditation: **16 ECTS**



*Apostille Convention. In the event that the student wishes to have their paper diploma issued with an apostille, TECH Global University will make the necessary arrangements to obtain it, at an additional cost.

health future
confidence people
education information tutors
guarantee accreditation teaching
institutions technology learning
community commitment
personalized service innovation
knowledge present quality
development language
virtual classroom



Postgraduate Diploma

Pediatric and
Obstetric-Gynecologic
Anesthesiology

- » Modality: online
- » Duration: 6 months
- » Certificate: TECH Global University
- » Credits: 16 ECTS
- » Schedule: at your own pace
- » Exams: online

Postgraduate Diploma

Pediatric and Obstetric-Gynecologic Anesthesiology

