

# Postgraduate Diploma Otology and Otoneurology



## Postgraduate Diploma Otology and Otoneurology

- » Modality: online
- » Duration: 6 months
- » Certificate: TECH Global University
- » Credits: 18 ECTS
- » Schedule: at your own pace
- » Exams: online

Website: [www.techtitute.com/us/medicine/postgraduate-diploma/postgraduate-diploma-otology-otoneurology](http://www.techtitute.com/us/medicine/postgraduate-diploma/postgraduate-diploma-otology-otoneurology)

# Index

01

Introduction

---

*p. 4*

02

Objectives

---

*p. 8*

03

Course Management

---

*p. 12*

04

Structure and Content

---

*p. 16*

05

Methodology

---

*p. 20*

06

Certificate

---

*p. 28*

# 01

# Introduction

Ear problems and care make up a broad panorama that primary care physicians and specialists face very regularly. In recent times, scientific and medical advances in this field require professionals to make an enormous effort to keep up to date. This Postgraduate Diploma has been created to respond to the need for a complete and up-to-date course, bringing together all the developments and advances that medical professionals need to know into one single specialization course.



“

*This Postgraduate Diploma is unique for its quality and flexibility, which will allow you to achieve the highest level of updating in this field with the quality and trust of the World's Largest Online University”*

This Postgraduate Diploma is not intended to be a review of the syllabus of the specialty, but rather to present, in an attractive and novel way, some of the most current topics in the discipline. The course covers clinical, diagnostic and surgical aspects, offering advanced algorithms based on the best possible scientific evidence, all of which will be of great use to the student.

In the development of each topic, plenty of iconography will be used to achieve a better understanding of the contents.

Upon finishing the course, students will have a more complete idea of the most innovative aspects of the specialty, allowing them to more confidently and successfully deal with the extensive list of pathologies they face in daily practice.

The program is structured in a series of modules which correspond to the diverse sub-specialties in Otorhinolaryngology. In many cases there are common aspects among each sub-speciality, and in each of these modules the most innovative aspects are presented in greater detail and in a more specialized way. So, students can learn about aspects that they will encounter throughout their professional practice, which are updated and covered in great depth.

In each of the topics, the general aspects that constitute the basis of knowledge are presented in order to then be able to go deeper into the subject in the following sections, with iconographic and multimedia support, and also diagnostic and therapeutic algorithms adapted to each topic.

This **Postgraduate Diploma in Otology and Otoneurology** offers you the advantages of a high-level scientific, teaching, and technological specialization.

These are some of its most notable features:

- ♦ Latest technology in online teaching software.
- ♦ A highly visual teaching system, supported by graphic and schematic contents that are easy to assimilate and understand..
- ♦ Practical cases presented by practising experts.
- ♦ State-of-the-art interactive video systems.
- ♦ Teaching supported by telepractice.
- ♦ Continuous updating and recycling systems.
- ♦ Self-regulating learning: full compatibility with other occupations.
- ♦ Practical exercises for self-evaluation and learning verification.
- ♦ Support groups and educational synergies: questions to the expert, debate and knowledge forums.
- ♦ Communication with the teacher and individual reflection work.
- ♦ Content that is accessible from any fixed or portable device with an Internet connection.
- ♦ Supplementary documentation databases are permanently available, even after the course.

“One of the most frequent issues in primary medicine, with all the updates and advances at your fingertips and all in one place”

“*Efficiency-based learning on the fundamental premise of total flexibility, allowing you to train in a way that is compatible with other occupations*”

Our teaching staff is composed of medical professionals, practising specialists. In this way we ensure that we deliver the educational update we are aiming for. A multidisciplinary team of doctors trained and experienced in different environments, who will develop the theoretical knowledge in an efficient way, but, above all, will bring their practical knowledge derived from their own experience to this course: One of the differential qualities of this training.

This mastery of the subject is complemented by the effectiveness of the methodology used in the design of this Postgraduate Diploma. Developed by a multidisciplinary team of e-learning experts, it integrates the latest advances in educational technology. In this way, you will be able to study with a range of easy-to-use and versatile multimedia tools that will give you the necessary skills you need for your specialization.

The design of this program is based on Problem-Based Learning: an approach that conceives learning as a highly practical process. To achieve this remotely, we will use telepractice: with the help of an innovative interactive video system, and learning from an expert, you will be able to acquire the knowledge as if you were actually dealing with the scenario you are learning about. A concept that will allow you to integrate and fix learning in a more realistic and permanent way.

*With a methodological design based on proven teaching techniques, this Postgraduate Diploma will take you through different teaching approaches to allow you to learn in a dynamic and effective way.*

*Our innovative telepractice concept will give you the opportunity to learn through an immersive experience, which will provide you with a faster immersion and a much more realistic view of the contents: “learning from an expert.”*



# 02

# Objectives

The objective of this specialization is to enable you to specialize in otology and audiology, vestibular otoneurology and the approach to ear infections in childhood. Through a specialization created to train you in a progressive and constant way, you will learn and integrate the new developments in the work of otorhinolaryngology that have been taking place in the field.







“

*If your goal is to take a step towards achieving the highest medical quality, this diploma is for you: a specialization program that aspires to excellence”*



## General Objective

---

- Completely update your knowledge on the different aspects and interventions in otorhinolaryngology.





## Specific Objectives

---

- ♦ Gain knowledge about the characteristics of middle ear pathology that can cause hearing loss, as well as the diagnostic techniques and the basis for indications of functional surgery. Technical details in surgery and how to optimize the results.
- ♦ Master knowledge of the practical aspects of physiology applied to balance and the vestibular system. Acquire knowledge of clinical and instrumental examination for balance disorders. Understand the most advanced and up to date clinical aspects of positional vertigo with the most recent guides and multimedia iconography on the different diagnostic and therapeutic maneuvers.
- ♦ Know a series of much less frequent vestibular syndromes which can be encountered in professional practice and which if not known, could be difficult to deal with. Learn to approach these problems with diagnostic and therapeutic strategies for balance disorders.
- ♦ Understand infectious pathology in childhood, including the general aspects of the immune system in the airway of a child and the antibiotic guidelines.

03

# Course Management

For our course to be of the highest quality, we are proud to work with a teaching staff of the highest level, chosen for their proven track record. Professionals from different areas and fields of expertise that make up a complete, multidisciplinary team. A unique opportunity to learn from the best.





“

*The impressive teaching staff at TECH, specialized by professionals from different areas of expertise, will be your teachers during your specialization: a unique opportunity not to be missed”*


## International Guest Director

Dr. Jacob Brodsky is a leading pediatric otolaryngologist, internationally recognized for his expertise in the medical and surgical management of Middle and Inner Ear Diseases in children. He also directs the Balance and Vestibular Program at Boston Children's Hospital, one of the leading pediatric programs in this field worldwide. Being trained primarily in Endoscopic Ear Surgery (EES), he has revolutionized treatment standards by allowing less invasive surgeries and faster recovery for pediatric patients with conditions such as Hearing Loss, Cholesteatoma and Chronic Otitis Media.

In addition to his outstanding clinical practice, he has contributed significantly to the advancement of scientific knowledge in his field, being a prolific author of numerous publications and a regular speaker at both national and international congresses. In this way, his research has focused especially on the effects of Concussion and Head Trauma on the Inner Ear, topics that he has addressed from his position as Coordinator of the Multidisciplinary Concussion Clinic at Boston Children's Hospital.

In fact, his studies have ranged from the evaluation of vestibular function in children with concussions to the impact of cochlear implants on the quality of life of pediatric patients. In addition, his training has included a fellowship in Pediatric Otolaryngology at Boston Children's Hospital in conjunction with Harvard Medical School.

As such, Dr. Jacob Brodsky's influence in pediatric otolaryngology has extended beyond clinical practice, contributing to the development of therapies to improve the quality of life of children with Hearing and Vestibular Disorders. Likewise, his commitment to academic excellence and compassionate care has placed him at the forefront of children's health care worldwide.



## Dr. Brodsky, Jacob

---

- Director of the Balance and Vestibular Program at Boston Children's Hospital, Boston, United States
- Coordinator of the Multidisciplinary Concussion Clinic at Boston Children's Hospital of Boston
- Academic of Otolaryngology and Head and Neck Surgery at Harvard Medical School
- General Board Certification by the American Board of Otolaryngology
- Fellow in Pediatric Otolaryngology from Harvard Medical School and Boston Children's Hospital
- Medical Degree from the University of Massachusetts

“

*Thanks to TECH, you will be able to learn with the best professionals in the world”*

## Management



### Dr. Gutiérrez Fonseca, Raimundo

- Rey Juan Carlos University Hospital Chief of Otorhinolaryngology Service (ORL)
- Rey Juan Carlos University: ORL Associate Professor
- General Secretary of the Spanish Society of ORL Head and Neck Surgery
- Member of the Dysphagia Research Group of the European Laryngological Society

## Professors

### Dr. Lavilla Martín de Valmaseda, Maria José

- ♦ Degree in Medicine and Surgery from the University of Zaragoza. (Promotion 1981-1987)
- ♦ Specialist in Otorhinolaryngology and Cervicofacial Surgery, completed the period of Internal Medical Resident from 1989 to 1992, Salamanca Clinical Hospital
- ♦ Specialist in Otorhinolaryngology and Cervicofacial Surgery, January 1993

### Dr. de Toro Gil, Laura

- ♦ ORL Specialist, REY JUAN CARLOS University Hospital. Full-time Attending Physician, October 2016 to present
- ♦ Moncloa HLA University Hospital, July 2017 to present
- ♦ ORL Specialist, Univeristy Hospital of Guadalajara Full-time Attending Physician from July to October 2016
- ♦ ORL Specialist in CRUZ VERDE Clinic, Alcalá de Henares, Madrid Private Clinic. From May 2016 -June 2017



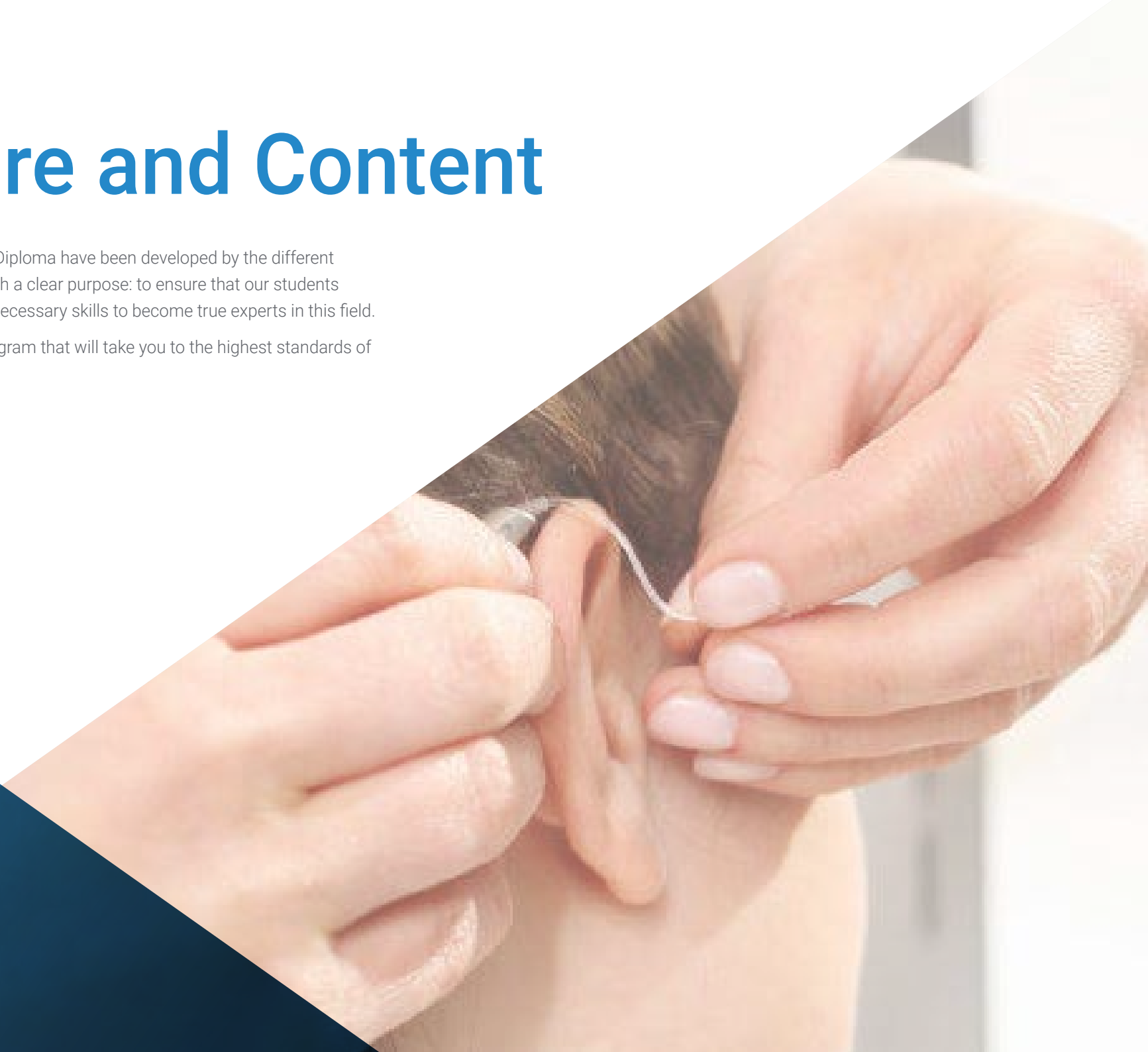


# 04

## Structure and Content

The contents of this Postgraduate Diploma have been developed by the different experts involved in the program, with a clear purpose: to ensure that our students acquire each and every one of the necessary skills to become true experts in this field.

A complete and well-structured program that will take you to the highest standards of quality and success.



“

*A comprehensive teaching program,  
structured in well-developed teaching units,  
oriented towards learning that is compatible  
with your personal and professional life"*

### Module 1. Otology and Audiology

- 1.1. Hearing Loss. Classification and Etiology
- 1.2. Hearing Loss Diagnosis
- 1.3. Treatment of Hearing Loss: Non-implantable Devices
- 1.4. Treatment of Hearing Loss: Bone Conduction Implants
- 1.5. Treatment of Hearing Loss: Middle Ear Implants
- 1.6. Treatment of Hearing Loss: Cochlear and Brainstem Implants
- 1.7. Audiology Applied to the Selection of Devices
- 1.8. Treatment of Conductive and Mixed Hearing Loss in Chronic Otitis Media and Middle Ear Surgery
- 1.9. Treatment of Severe and Profound Sensorineural Hearing Loss in the Chronic Hearing Problems
- 1.10. Unilateral Hearing Loss

### Module 2. Vestibular Otoneurology: Update on Positional Vertigo and Innovative Aspects of Lesser-Known Balance Disorders within General ORL

- 2.1. Vestibular Anatomy and Physiology
- 2.2. Otoneurology Examination
- 2.3. Benign Paroxysmal Positional Vertigo (BPPV)
- 2.4. BPPV Horizontal Semicircular Canal
- 2.5. Complex BPPV and Less Common Forms
- 2.6. Other Less Common Forms Vestibular Paroxysmia
- 2.7. Other Less Common Conditions: Superior Semicircular Canal Dehiscence Syndrome (UCSDSS) Third Window Syndrome
- 2.8. Bilateral Vestibular CANVAS Syndrome
- 2.9. Persistent Postural Perceptual Dizziness (PPPD)





2.10. Vertigo in Emergencies Acute Vestibular Syndrome HINTS Protocol

### Module 3. Update on ORL Infections in Childhood

- 3.1. General Aspects of Defensive and Immune Mechanisms of the Airway in Childhood
- 3.2. Childhood Rhinopharyngitis
- 3.3. Childhood Tonsillitis
- 3.4. Childhood Laryngitis
- 3.5. Childhood Sinusitis and Complications
- 3.6. Acute Otitis Media and Mastoiditis in Childhood
- 3.7. Chronic Otorrhea and Recurrent Otitis in Childhood
- 3.8. Adenitis and Adenomegaly in Children
- 3.9. Mumps and Adenomegaly in Children
- 3.10. Therapeutic and Antibiotic Strategy in Childhood

05

# Methodology

This training program provides you with a different way of learning. Our methodology uses a cyclical learning approach: ***Re-learning***.

This teaching system is used in the most prestigious medical schools in the world, and major publications such as the ***New England Journal of Medicine*** have considered it to be one of the most effective.



“

*Discover Re-learning, a system that abandons conventional linear learning, to take you through cyclical teaching systems: a way of learning that has proven to be extremely effective, especially in subjects that require memorization”*

## At TECH we use the Case Method

In a given situation, what would you do? Throughout the program, you will be presented with multiple simulated clinical cases based on real patients, where you will have to investigate, establish hypotheses and, finally, resolve the situation. There is an abundance of scientific evidence on the effectiveness of the method. Specialists learn better, faster, and more sustainably over time.

*With TECH you can experience a way of learning that is shaking the foundations of traditional universities around the world.*



According to Dr. Gervas, the clinical case is the annotated presentation of a patient, or group of patients, which becomes a "case", an example or model that illustrates some peculiar clinical component, either because of its teaching potential or because of its uniqueness or rarity. It is essential that the case is based on current professional life, trying to recreate the real conditions in professional medical practice.



“

*Did you know that this method was developed in 1912 at Harvard for law students? The case method consisted of presenting students with real-life, complex situations for them to make decisions and justify their decisions on how to solve them. In 1924, Harvard adopted it as a standard teaching method”*

The effectiveness of the method is justified by four fundamental achievements:

1. Students who follow this method not only grasp concepts, but also develop their mental capacity by evaluating real situations and applying their knowledge.
2. The learning process has a clear focus on practical skills that allow the student to better integrate into the real world.
3. Ideas and concepts are understood more efficiently, given that the example situations are based on real-life.
4. Students like to feel that the effort they put into their studies is worthwhile. This then translates into a greater interest in learning and more time dedicated to working on the course.



## Re-learning Methodology

At TECH we enhance the Harvard case method with the best 100% online teaching methodology available: Re-learning.

Our University is the first in the world to combine the study of clinical cases with a 100% online learning system based on repetition, combining a minimum of 8 different elements in each lesson, which represent a real revolution with respect to simply studying and analyzing cases.



*The physician will learn through real cases and by solving complex situations in simulated learning environments. These simulations are developed using state-of-the-art software to facilitate immersive learning.*

At the forefront of world teaching, the Re-learning method has managed to improve the overall satisfaction levels of professionals who complete their studies, with respect to the quality indicators of the best Spanish-speaking online university (Columbia University).

With this methodology we have trained more than 250,000 physicians with unprecedented success, in all clinical specialties regardless of the surgical load. All this in a highly demanding environment, where the students have a strong socio-economic profile and an average age of 43.5 years.

*Re-learning will allow you to learn with less effort and better performance, involving you more in your specialization, developing a critical mindset, defending arguments, and contrasting opinions: a direct equation to success.*

In our program, learning is not a linear process, but rather a spiral (we learn, unlearn, forget, and re-learn). Therefore, we combine each of these elements concentrically.

The overall score obtained by our learning system is 8.01, according to the highest international standards.



In this program you will have access to the best educational material, prepared with you in mind:



#### Study Material

All teaching material is produced by the specialists who teach the course, specifically for the course, so that the teaching content is really specific and precise.

This content is then adapted in an audiovisual format that will create our way of working online, with the latest techniques that allow us to offer you high quality in all of the material that we provide you with.



#### Latest Techniques and Procedures on Video

We introduce you to the latest techniques, to the latest educational advances, to the forefront of current medical techniques. All this, in first person, with the maximum rigor, explained and detailed for your assimilation and understanding. And best of all, you can watch them as many times as you want.



#### Interactive Summaries

We present the contents attractively and dynamically in multimedia lessons that include audio, videos, images, diagrams, and concept maps in order to reinforce knowledge.

This unique multimedia content presentation training system was awarded by Microsoft as a "European Success Story".



#### Additional Reading

Recent articles, consensus documents, international guides. in our virtual library you will have access to everything you need to complete your training.





**Expert-Led Case Studies and Case Analysis**

Effective learning ought to be contextual. Therefore, we will present you with real case developments in which the expert will guide you through focusing on and solving the different situations: a clear and direct way to achieve the highest degree of understanding.



**Testing & Retesting**

We periodically evaluate and re-evaluate your knowledge throughout the program, through assessment and self-assessment activities and exercises: so that you can see how you are achieving your goals.



**Classes**

There is scientific evidence suggesting that observing third-party experts can be useful.  
Learning from an expert strengthens knowledge and memory, and generates confidence in our difficult future decisions.



**Quick Action Guides**

We offer you the most relevant contents of the course in the form of worksheets or quick action guides. A synthetic, practical, and effective way to help you progress in your learning.



# 06

# Certificate

Through a different and stimulating learning experience, you will be able to acquire the necessary skills to take a big step in your training. An opportunity to progress, with the support and monitoring of a modern and specialized university, which will propel you to another professional level.





“

*Include a Postgraduate Diploma in Otology and Otoneurology in your specialization: A high-quality added value for any medical professional”*

This program will allow you to obtain your **Postgraduate Diploma in Otology and Otoneurology** endorsed by **TECH Global University**, the world's largest online university.

**TECH Global University** is an official European University publicly recognized by the Government of Andorra ([official bulletin](#)). Andorra is part of the European Higher Education Area (EHEA) since 2003. The EHEA is an initiative promoted by the European Union that aims to organize the international training framework and harmonize the higher education systems of the member countries of this space. The project promotes common values, the implementation of collaborative tools and strengthening its quality assurance mechanisms to enhance collaboration and mobility among students, researchers and academics.

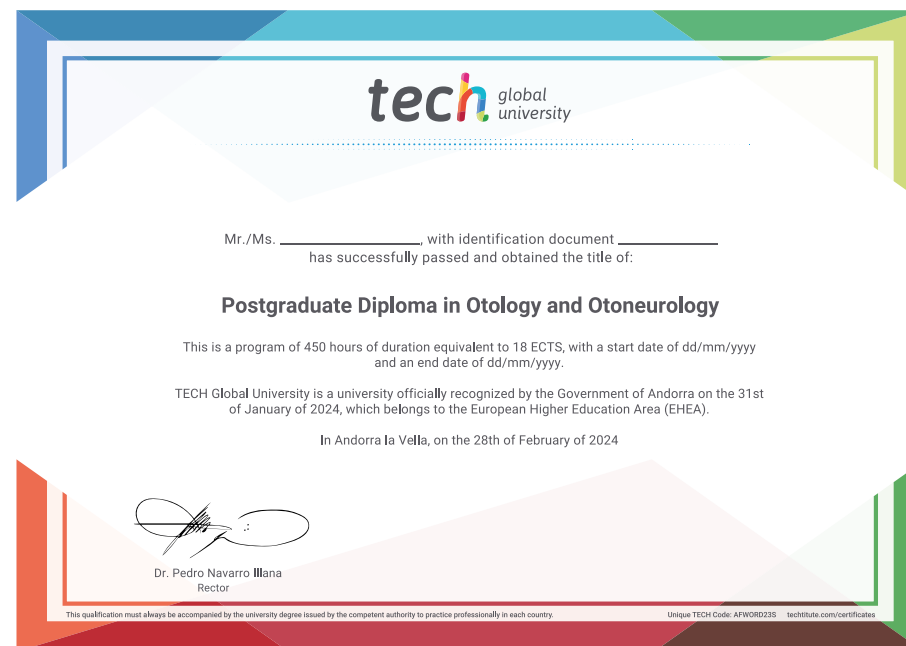
This **TECH Global University** title is a European program of continuing education and professional updating that guarantees the acquisition of competencies in its area of knowledge, providing a high curricular value to the student who completes the program.

Title: **Postgraduate Diploma in Otology and Otoneurology**

Modality: **online**

Duration: **6 months**

Credits: **18 ECTS**



\*Apostille Convention. In the event that the student wishes to have their paper diploma issued with an apostille, TECH Global University will make the necessary arrangements to obtain it, at an additional cost.



future  
health confidence people  
education information tutors  
guarantee accreditation teaching  
institutions technology learning  
community commitment  
personalized service innovation  
knowledge present quality  
development language  
virtual classroom

**tech** global  
university

**Postgraduate Diploma**  
Otology and Otoneurology

- » Modality: online
- » Duration: 6 months
- » Certificate: TECH Global University
- » Credits: 18 ECTS
- » Schedule: at your own pace
- » Exams: online

# Postgraduate Diploma Otology and Otoneurology

