

# Postgraduate Diploma

## Oncologic and Infectious Dermatology





## Postgraduate Diploma Oncologic and Infectious Dermatology

- » Modality: online
- » Duration: 6 months
- » Certificate: TECH Global University
- » Credits: 24 ECTS
- » Schedule: at your own pace
- » Exams: online

Website: [www.techtute.com/us/medicine/postgraduate-diploma/postgraduate-diploma-oncologic-infectious-dermatology](http://www.techtute.com/us/medicine/postgraduate-diploma/postgraduate-diploma-oncologic-infectious-dermatology)

# Index

01

Introduction

---

*p. 4*

02

Objectives

---

*p. 8*

03

Structure and Content

---

*p. 12*

04

Structure and Content

---

*p. 16*

05

Methodology

---

*p. 24*

06

Certificate

---

*p. 24*



# 01

# Introduction

Advances in dermatology and its clinical application demand multiple new skills from professionals and increasingly stringent quality requirements in their performance. It is essential for dermatology specialists to be able to respond appropriately to the evolution of scientific and technological knowledge, incorporating these advances into their treatment of oncologic processes of the skin and infectious pathology.

*Make the most of the opportunity to learn about the latest advances in Oncologic and Infectious Dermatology and improve your patient care*





“

*Improve your knowledge in oncologic and infectious dermatology through this program, where you will find the best teaching material with real clinical cases and high resolution images. Learn here about the latest advances in the specialty to be able to perform a quality medical practice”*



As an organism's main structural barrier of defence against external agents, the skin lives in a constant balance between external microorganism and host. The disruption of this balance due to the loss of integrity of the skin barrier or skin colonization by transient flora can lead to the development of infection. It is important that the specialist is constantly kept up to date in the different diagnostic and therapeutic procedures, improving their ability to identify the pathognomonic characteristics of skin infections, as well as their analysis in microbiological or histological studies.

Furthermore, skin cancer is a very prevalent complex disease; while non-melanoma skin cancer is the most frequent malignant tumor, cutaneous melanoma is the leading cause of death among dermatological diseases. For this reason it is essential to make every effort to improve the early detection of suspicious lesions, updating the dermatology specialist's knowledge of the most current issues and their impact on their discipline through specialized programs.



*Update your knowledge through the Postgraduate Diploma in Oncologic and Infectious Dermatology”*

This **Postgraduate Diploma in Oncologic and Infectious Dermatology** contains the most complete and up-to-date scientific program on the market. The most important features of the program include:

- ♦ Clinical cases presented by experts in the different specialties. The graphic, schematic, and eminently practical contents with which they are created contain clinical information that is indispensable for professional practice.
- ♦ Diagnostic and therapeutic innovations in treating the most common infectious dermatological and oncologic pathologies.
- ♦ Presentation of practical workshops on procedures, diagnosis, and treatment techniques.
- ♦ Real images in high resolution and practical exercises where the self-evaluation process can be carried out to improve learning.
- ♦ Algorithm-based interactive learning system for decision-making in the presented clinical situations.
- ♦ Special emphasis on test-based medicine and research methodologies in dermatology.
- ♦ All of this will be complemented by theoretical lessons, questions to the expert, debate forums on controversial topics, and individual reflection assignments.
- ♦ Content that is accessible from any fixed or portable device with an Internet connection.

“

*This Postgraduate Diploma may be the best investment you can make when choosing a refresher program for two reasons: in addition to updating your knowledge in Oncologic and Infectious Dermatology, you will obtain a Postgraduate Diploma from TECH Global University"*

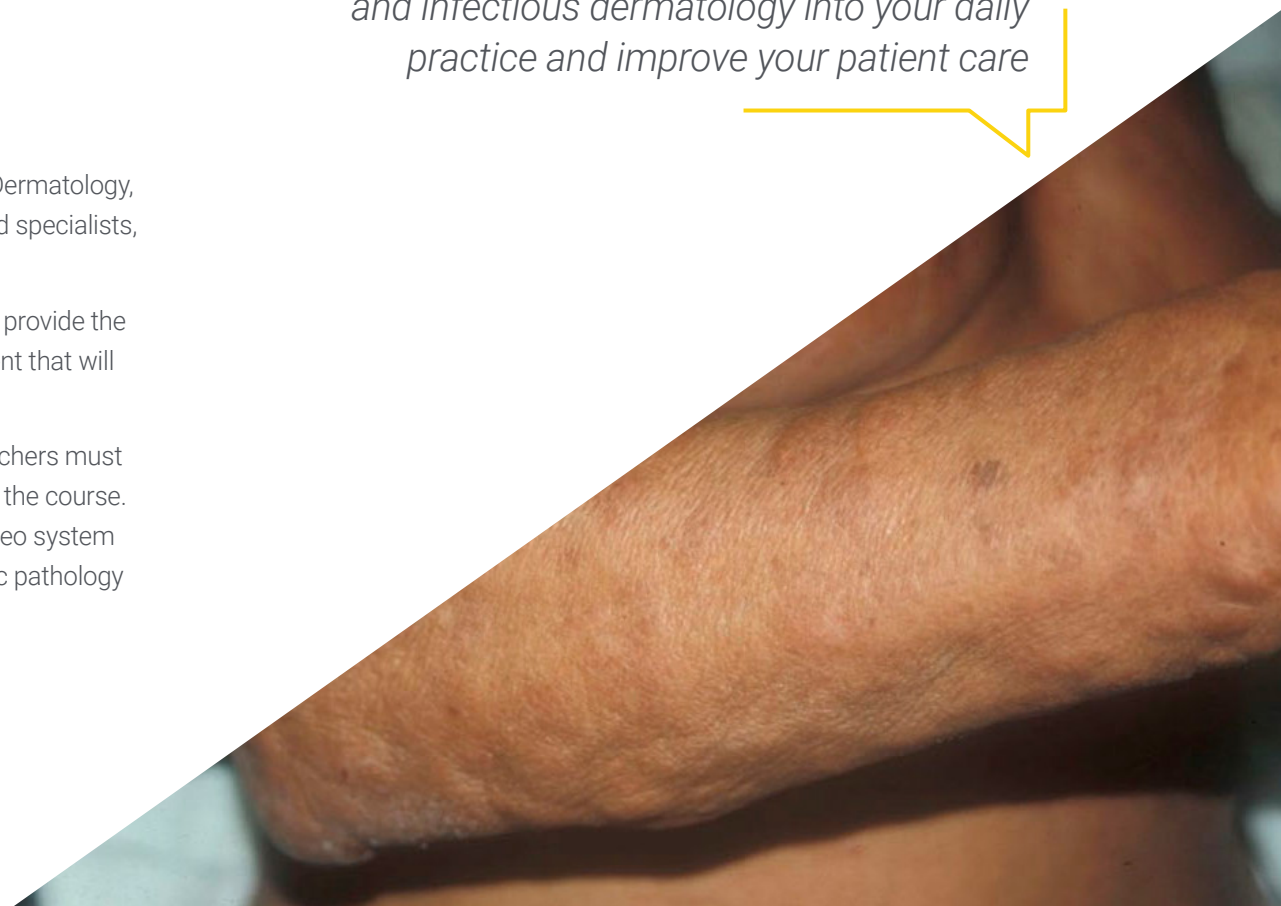
Forming part of the teaching staff is a group of professionals in the world of Dermatology, who bring to this course their work experience, as well as a group of renowned specialists, recognised by esteemed scientific communities.

The multimedia content developed with the latest educational technology will provide the professional with situated and contextual learning, i.e., a simulated environment that will provide an immersive training program to train in real situations.

The program design is based on Problem-Based Learning, through which teachers must try to solve the different professional practice situations that arise throughout the course. For this purpose, the specialist will be assisted by an innovative interactive video system created by renowned and experienced experts in treating patients with hepatic pathology with extensive teaching experience.

*Increase your decision-making confidence by updating your knowledge with this Postgraduate Diploma course*

*Incorporate the latest developments in oncologic and infectious dermatology into your daily practice and improve your patient care*



# 02 Objectives

The main objective of the course is to develop theoretical and practical learning, so that the specialist is able to keep their knowledge up to date in order to carry out correct diagnosis and indicate the appropriate treatment, allowing them to carry out their professional work with confidence.







“

*This refresher program will generate a sense of confidence when practising medicine, which will help you grow both personally and professionally”*

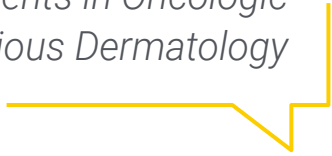


## General Objective

---

- Update your knowledge of Oncologic and Infectious Dermatology with the use of the latest scientific evidence to contribute with quality and safety when making medical decisions, in diagnosis, in treatment, and in patient prognosis.

*Make the most of the opportunity  
and take the step to get up-to-date on  
the latest developments in Oncologic  
and Infectious Dermatology*

A yellow L-shaped graphic element consisting of a horizontal line, a vertical line, and a diagonal line connecting them, positioned below the italicized text.





## Specific Objectives

---

- ♦ Describe the morphophysiological developments in the study of the skin as an organic structure
- ♦ Establish the differences between primary and secondary skin lesions
- ♦ Describe dermatopathology and its clinical-pathological correlation with inflammatory dermatological diseases
- ♦ Determine the signs and symptoms of viral, bacterial, fungal and parasitic infectious diseases and address the latest information on their management
- ♦ Establish the characteristics and differential diagnosis of benign melanocytic, vascular and fibrinohistiocytic tumors
- ♦ Indicate the diagnostic procedure and the therapeutic management of malignant dermatological tumors
- ♦ Determine the medical advances and their consequences in the dermatological management of special population groups
- ♦ Determine the new considerations in the updated diagnosis of patients with an infectious dermatological disease
- ♦ Determine the new considerations in the updated diagnosis of patients with an oncologic dermatological disease
- ♦ Select the most appropriate analytical examinations and complementary tests for each pathology
- ♦ Relate the appropriate therapeutic regimen to the pathology and to the patient's own characteristics
- ♦ Describe new developments in pharmacology and routes of administration most commonly used in common or frequent conditions
- ♦ Define the main dermatological diseases of inflammatory origin
- ♦ Explain skin pathologies and their differentiating features in special population groups



# 03

# Course Management

This academic program includes the most specialized teaching staff in the current educational market. They are specialists selected by TECH to develop the whole syllabus. In this way, starting from their own existence and the latest evidence, they have designed the most up-to-date content that provides a guarantee of quality in such a relevant subject.



“

*TECH offers the most specialized teaching staff in the field of study. Enroll now and enjoy the quality you deserve”*

## International Guest Director

Dr. Alok Vij is a leading international expert in **Dermatology**, recognized for his extensive experience and significant contributions to the field. He has served as the **Director of the Dermatology Residency Program** at the prestigious **Cleveland Clinic**, located on its main campus. As such, his leadership at this leading **health care** institution reflects his commitment to academic and clinical excellence.

Likewise, his clinical expertise extends to a wide range of **dermatological treatments and services**, from **laser skin surgery** to excisions and **fillers for facial rejuvenation**. In addition, his **Specialization in Dermatologic Diseases and Conditions**, such as **melanoma, skin cancer** and **varicose veins** underscores his deep commitment to **comprehensive patient care**. In addition, he has extensive experience in the administration of various **dermatologic treatments**, including **Mohs Micrographic Surgery, Laser Surgery** and **Cosmetic Injectables**, including toxins and fillers.

Dr. Vij is also recognized for his **research work** and his numerous **publications in internationally renowned scientific journals**. Indeed, his dedication to **research** and his involvement in collaborations with the **pharmaceutical industry** demonstrate his commitment to the advancement of **medical knowledge** and the **development of new therapies** to benefit patients worldwide. In this way, his patient-centered approach and constant pursuit of excellence position him as a leading figure in the field of **Dermatology** internationally.





## Dr. Vij, Alok

---

- Director of the Dermatology Residency Program, Cleveland Clinic, U.S.A.
- Dermatologist at the Cleveland Clinic
- Melanoma Specialist
- Non-Melanoma Skin Cancer Specialist
- Specialist in Dermatologic Micrographic Surgery
- Specialist in Dermatology
- Doctor of Medicine from Baylor College of Medicine, Texas Medical Center
- Medical Degree from Northwestern University

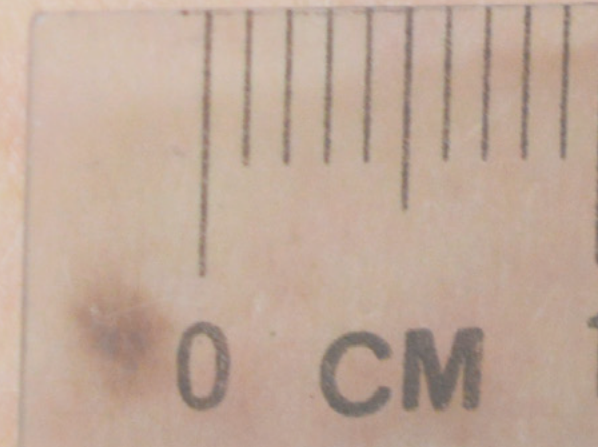
“

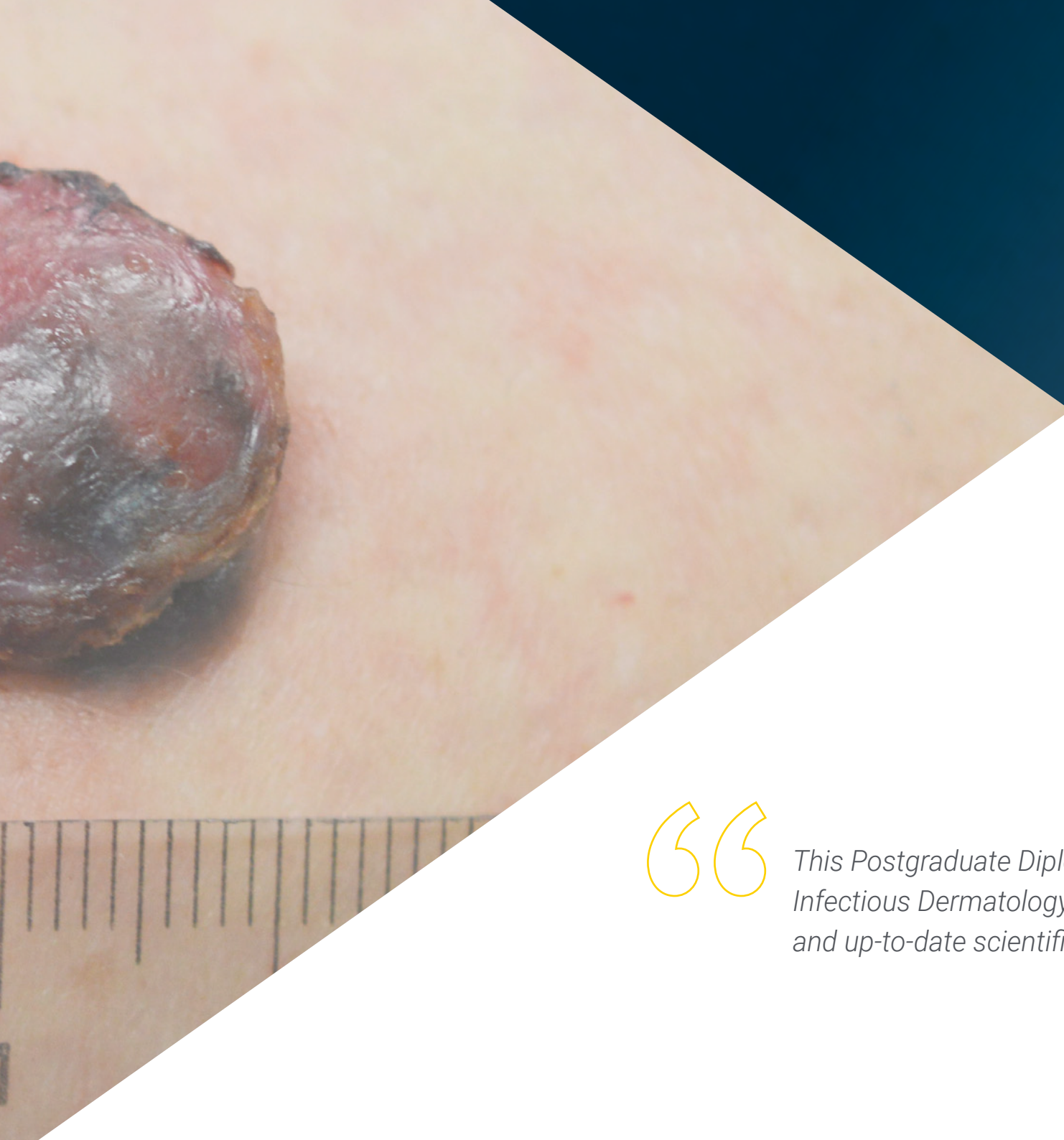
*Thanks to TECH, you will be able to learn with the best professionals in the world”*

03

# Structure and Content

The structure of the contents has been designed by a team of professionals from the best hospitals and universities in the country, who are aware of the relevance of up-to-date training to be able to deal with patients with oncologic and infectious dermatological pathologies, and are committed to quality teaching through new educational technologies.





“

*This Postgraduate Diploma in Oncologic and Infectious Dermatology contains the most complete and up-to-date scientific program on the market”*



### Module 1. General Aspects

- 1.1. Structure and Function of the Skin
- 1.2. Morphology of Primary and Secondary Skin Lesions
- 1.3. Diagnostic Techniques.
- 1.4. Dermatopathology

### Module 2. Infectious Diseases

- 2.1. Viral
- 2.2. Bacterial
- 2.3. Mycotic
- 2.4. Leprosy
- 2.5. Sexually Transmitted Diseases
- 2.6. Parasitic

### Module 3. Oncologic Dermatology

- 3.1. Benign Tumors: Melanocytes
- 3.2. Benign Tumors: Fibrohistiocytic
- 3.3. Malignant Tumors: Merkel Cell Carcinoma
- 3.4. Malignant Tumors: Actinic Keratosis
- 3.5. Malignant Tumors: Non-Melanoma Skin Cancer
- 3.6. Malignant Tumors: Cutaneous Melanoma
- 3.7. Malignant Tumors: Cutaneous Sarcoma
- 3.8. Malignant Tumors: Paraneoplastic Syndrome
- 3.9. Malignant Tumors: Cutaneous Lymphomas

### Module 4. Dermatology in Special Population Groups

- 4.1. Neonatal Dermatology
- 4.2. Pediatric Dermatology
- 4.3. Geriatric Dermatology
- 4.4. Pregnancy Dermatoses
- 4.5. Dermatology of Black Skin







“

*A unique, key, and decisive training experience to boost your professional development”*

04

# Methodology

This training provides you with a different way of learning. Our methodology uses a cyclical learning approach: ***Re-learning***.

This teaching system is used in the most prestigious medical schools in the world, and major publications such as the ***New England Journal of Medicine*** have considered it to be one of the most effective.





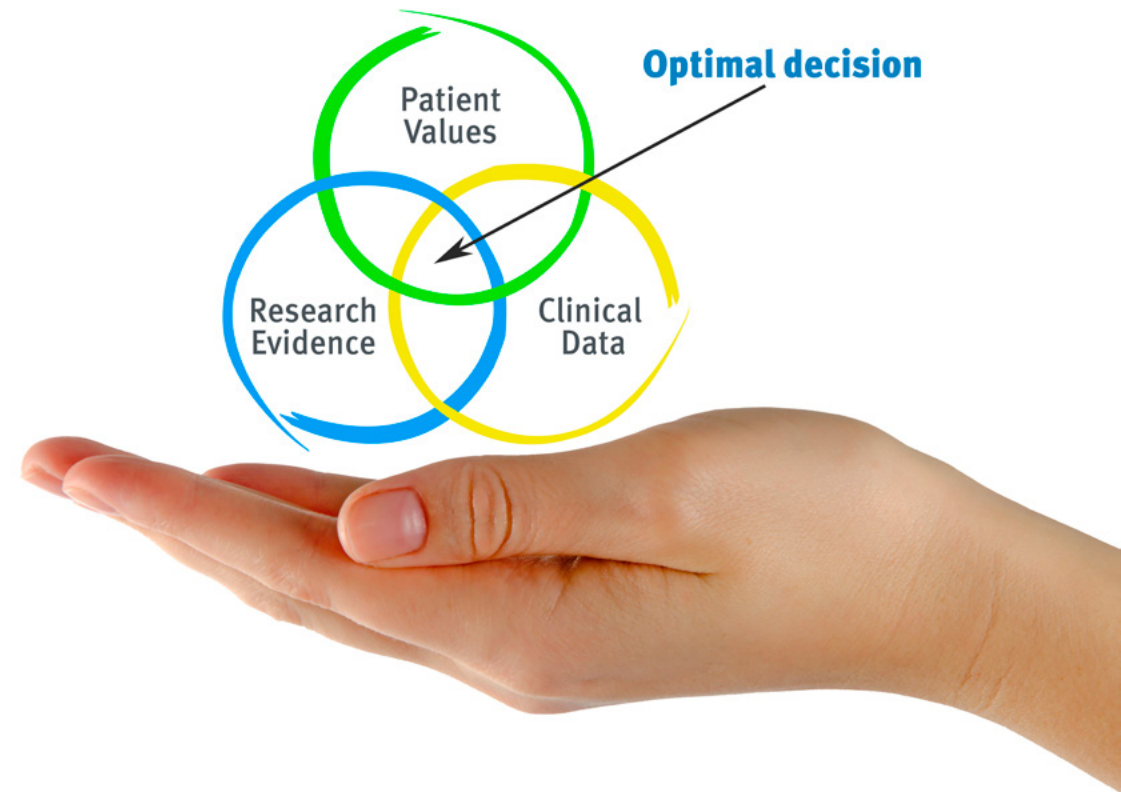
“

*Discover Re-learning, a system that abandons conventional linear learning, to take you through cyclical teaching systems: a way of learning that has proven to be extremely effective, especially in subjects that require memorization"*

## At TECH we use the Case Method

In a given situation, what would you do? Throughout the program you will be presented with multiple simulated clinical cases based on real patients, where you will have to investigate, establish hypotheses and, finally, resolve the situation. There is abundant scientific evidence on the effectiveness of the method. Specialists learn better, faster, and more sustainably over time.

*With TECH you can experience a way of learning that is shaking the foundations of traditional universities around the world*



According to Dr. Gervas, the clinical case is the annotated presentation of a patient, or group of patients, which becomes a "case", an example or model that illustrates some peculiar clinical component, either because of its teaching potential or because of its uniqueness or rarity. It is essential that the case is based on current professional life, trying to recreate the real conditions in the physician's professional practice.

“

*Did you know that this method was developed in 1912 at Harvard for law students? The case method consisted of presenting students with real-life, complex situations for them to make decisions and justify their decisions on how to solve them. In 1924, Harvard adopted it as a standard teaching method”*

The effectiveness of the method is justified by four fundamental achievements:

1. Students who follow this method not only grasp concepts, but also develop their mental capacity by evaluating real situations and applying their knowledge.
2. The learning process has a clear focus on practical skills that allow the student to better integrate into the real world.
3. Ideas and concepts are understood more efficiently, given that the example situations are based on real-life.
4. Students like to feel that the effort they put into their studies is worthwhile. This then translates into a greater interest in learning and more time dedicated to working on the course.





## Re-Learning Methodology

At TECH we enhance the Harvard case method with the best 100% online teaching methodology available: Re-learning.

Our University is the first in the world to combine the study of clinical cases with a 100% online learning system based on repetition, combining a minimum of 8 different elements in each lesson, which represent a real revolution with respect to simply studying and analyzing cases.



*The physician will learn through real cases and by solving complex situations in simulated learning environments. These simulations are developed using state-of-the-art software to facilitate immersive learning*

At the forefront of world teaching, the Re-learning method has managed to improve the overall satisfaction levels of professionals who complete their studies, with respect to the quality indicators of the best Spanish-speaking online university (Columbia University).

With this methodology we have trained more than 250,000 physicians with unprecedented success, in all clinical specialties regardless of the surgical load. All this in a highly demanding environment, where the students have a strong socio-economic profile and an average age of 43.5 years.

*Re-learning will allow you to learn with less effort and better performance, involving you more in your training, developing a critical mindset, defending arguments, and contrasting opinions: a direct equation to success*

In our program, learning is not a linear process, but rather a spiral (we learn, unlearn, forget, and re-learn). Therefore, we combine each of these elements concentrically.

The overall score obtained by our learning system is 8.01, according to the highest international standards.



In this program you will have access to the best educational material, prepared with you in mind:



#### Study Material

All the teaching materials are specifically created for the course, by specialists who teach on the course, so that the teaching content is highly specific and precise.

This content is then adapted in an audiovisual format that will create our way of working online, with the latest techniques that allow us to offer you high quality in all of the material that we provide you with.



#### Latest Techniques and Procedures on Video

We introduce you to the latest techniques, to the latest educational advances, to the forefront of current medical techniques. All this, in first person, with the maximum rigor, explained and detailed for your assimilation and understanding. And best of all, you can watch them as many times as you want.



#### Interactive Summaries

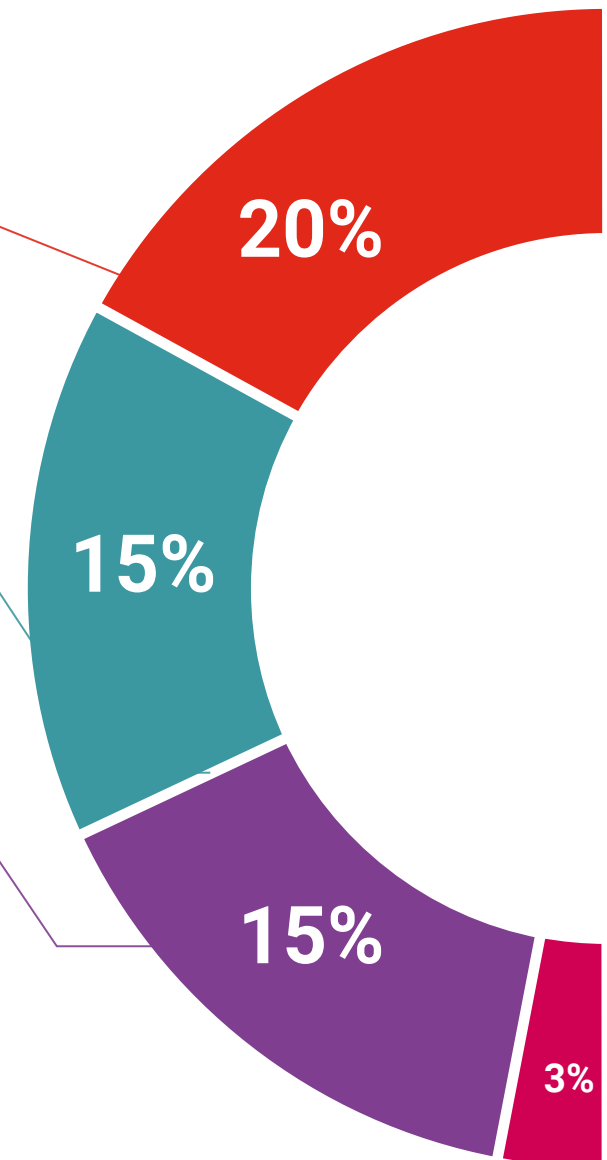
We present the contents attractively and dynamically in multimedia lessons that include audio, videos, images, diagrams, and concept maps in order to reinforce knowledge.

This unique multimedia content presentation training system was awarded by Microsoft as a "European Success Story".

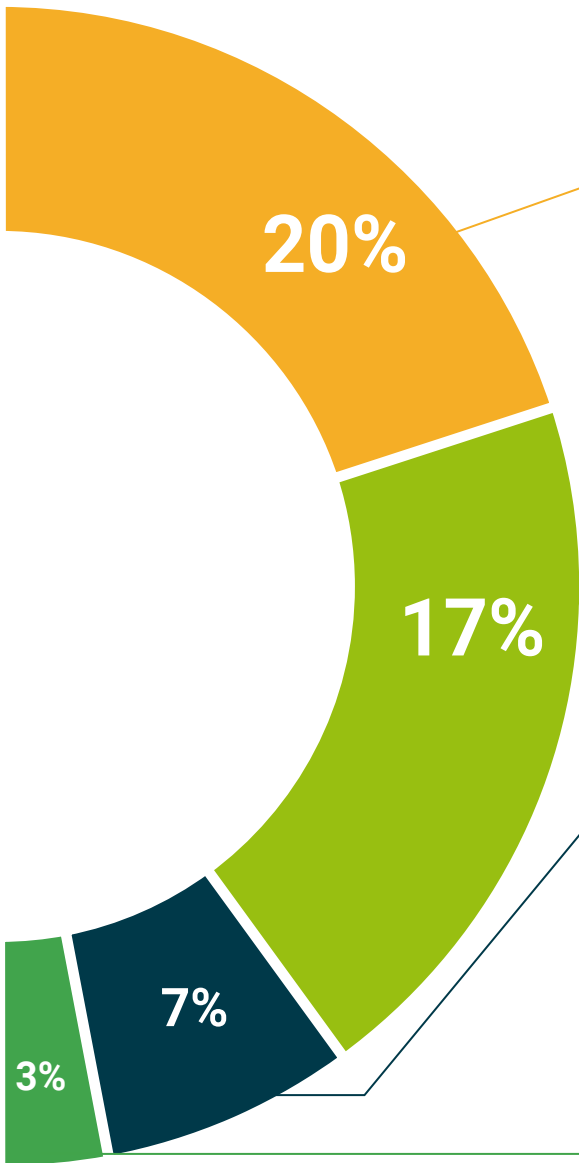


#### Additional Reading

Recent articles, consensus documents, international guides. in our virtual library you will have access to everything you need to complete your training.







#### Expert-Led Case Studies and Case Analysis

Effective learning ought to be contextual. Therefore, we will present you with real case developments in which the expert will guide you through focusing on and solving the different situations: a clear and direct way to achieve the highest degree of understanding.



#### Testing & Re-Testing

We periodically evaluate and re-evaluate your knowledge throughout the program, through assessment and self-assessment activities and exercises: so that you can see how you are achieving your goals.



#### Classes

There is scientific evidence suggesting that observing third-party experts can be useful.

Learning from an expert strengthens knowledge and memory and generates confidence in our future difficult decisions.



#### Quick Action Guides

We offer you the most relevant contents of the course in the form of worksheets or quick action guides. A synthetic, practical, and effective way to help you progress in your learning.



# 05 Certificate

The Postgraduate Diploma in Oncologic and Infectious Dermatology guarantees, in addition to the most rigorous and up-to-date training, access to a Postgraduate Diploma issued by TECH Global University.



“

*Successfully complete this training and receive your university qualification without travel or laborious paperwork”*



This private qualification will allow you to obtain a **Postgraduate Diploma in Oncologic and Infectious Dermatology** endorsed by **TECH Global University**, the world's largest online university.

**TECH Global University** is an official European University publicly recognized by the Government of Andorra ([official bulletin](#)). Andorra is part of the European Higher Education Area (EHEA) since 2003. The EHEA is an initiative promoted by the European Union that aims to organize the international training framework and harmonize the higher education systems of the member countries of this space. The project promotes common values, the implementation of collaborative tools and strengthening its quality assurance mechanisms to enhance collaboration and mobility among students, researchers and academics.

This **TECH Global University** private qualification is a European program of continuing education and professional updating that guarantees the acquisition of competencies in its area of knowledge, providing a high curricular value to the student who completes the program.

Title: **Postgraduate Diploma in Most Common Dermatological Pathology**

Modality: **online**

Duration: **6 months**

Accreditation: **24 ECTS**



health future  
confidence people  
education information tutors  
guarantee accreditation teaching  
institutions technology learning  
community commitment  
personalized service innovation  
knowledge present quality  
development languages  
virtual classroom



**Postgraduate Diploma**  
Oncologic and Infectious  
Dermatology

- » Modality: online
- » Duration: 6 months
- » Certificate: TECH Global University
- » Schedule: at your own pace
- » Exams: online

# Postgraduate Diploma

## Oncologic and Infectious Dermatology

