

Postgraduate Diploma Non-Viral Hepatitis



Postgraduate Diploma Non-Viral Hepatitis

- » Modality: online
- » Duration: 6 months
- » Certificate: TECH Global University
- » Credits: 18 ECTS
- » Schedule: at your own pace
- » Exams: online

Website: www.techtitute.com/us/medicine/postgraduate-diploma/postgraduate-diploma-non-viral-hepatitis

Index

01

Introduction

p. 4

02

Objectives

p. 8

03

Course Management

p. 12

04

Structure and Content

p. 18

05

Methodology

p. 22

06

Certificate

p. 30

01

Introduction

Given the advances in the areas of hepatology, the healthcare sector requires specialists in liver diseases, such as those not caused by viruses. The study of a possible liver disease is complex, broad and may involve a large number of diseases. Hepatic inflammation or hepatitis has, therefore, diverse causes, both infectious and non-infectious. Different viruses have been diagnosed, so it is essential to know their basic aspects and clinical implications, as well as diagnostic approaches, in order to confirm or rule out cases. In addition, this program approaches autoimmune hepatitis, which, if left untreated, can lead to cirrhosis and eventually liver failure. All in all, it is a unique study plan in the educational market today, which will catapult the student towards medical excellence in this field.





“

Study this Postgraduate Diploma in Non-Viral Hepatitis and position yourself professionally with the best hepatologists at TECH”

The liver is the largest viscera in the human body and has multiple and complex functions. All antigens absorbed by the gastrointestinal tract, microorganisms and other systemic factors, as well as the metabolization of drugs and toxic products, necessarily pass through the liver, and the effect of all of them can lead to disease and alterations of liver function tests. The study of a possible liver disease is therefore complex, very broad and may involve a large number of diseases.

Hepatic inflammation or hepatitis has diverse causes, both infectious and non-infectious. Different viruses with primary tropism for liver tissue have been described. Some of the issues to be addressed in this program include the most basic aspects, their clinical implications, their treatment, the main preventive measures against these infections and the diagnostic approaches, both serological and molecular, used for their detection.

On the other hand, autoimmune hepatitis is an inflammation of the liver, which occurs when the body's immune system attacks liver cells. Genetic and environmental factors influence, interact over time and cause the disease. If left untreated, it can lead to cirrhosis and liver failure. However, when diagnosed and treated promptly, it can be controlled with drugs that suppress the immune system. In turn, a liver transplant may be an option when autoimmune hepatitis does not respond to drug treatments or in cases of advanced liver disease.

All in all, this Postgraduate Diploma addresses Non-Viral Hepatitis and is also 100% online, which makes it easy for the students to take it comfortably, wherever and whenever they want. All you need is a device with internet access to take your career one step further. A modality according to the current times, with all the guarantees to position the medical professional in a highly demanded area.

This **Postgraduate Diploma in Non-Viral Hepatitis** contains the scientific most complete and up-to-date educational program on the market.

The most important features include:

- ◆ More than 80 clinical cases, presented by experts in the different specialties. The graphic, schematic, and practical contents with which they are created, provide scientific and practical information on the disciplines that are essential for professional practice
- ◆ New diagnoses and treatments for different hepatic pathologies
- ◆ Presentation of practical workshops on procedures, diagnosis, and treatment techniques
- ◆ An algorithm-based interactive learning system for decision-making in the clinical situations presented throughout the course
- ◆ Special emphasis on evidence-based medicine and research methodologies in the field of hepatology
- ◆ All of this will be complemented by theoretical lessons, questions to the expert, debate forums on controversial topics, and individual reflection assignments
- ◆ Content that is accessible from any fixed or portable device with an Internet connection



You will learn the procedure to follow in the assessment of liver problems in primary care together with hepatology professionals"

“

In this TECH Postgraduate Diploma, you will learn about the hygienic dietary management of liver problems in primary care”

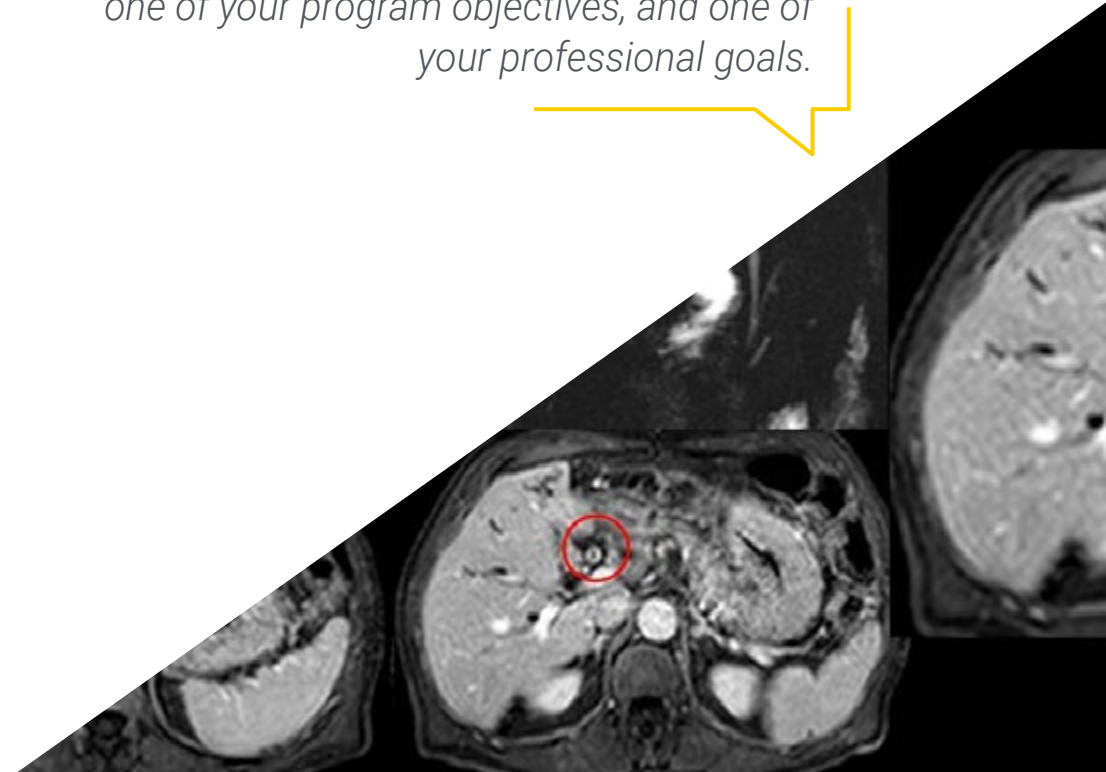
You will master the coordinated management guide of the liver transplant patient, an essential follow-up.

Listing and analyzing the surgical therapeutic options in the most frequent liver diseases and assessing the risks and benefits will be one of your program objectives, and one of your professional goals.

The program's teaching staff includes professionals from sector who contribute their work experience to this training program, as well as renowned specialists from leading societies and prestigious universities.

The multimedia content, developed with the latest educational technology, will provide the professional with situated and contextual learning, i.e., a simulated environment that will provide immersive training programmed to train in real situations.

The design of this program focuses on Problem-Based Learning, by means of which the professional must try to solve the different professional practice situations that arise throughout the program. For this purpose, the professional will be assisted by an innovative interactive video system, created by renowned experts.



02

Objectives

The program of this Postgraduate Diploma will allow the students to achieve the proposed objectives, so that they can update and deepen their knowledge on non-viral hepatitis, knowing how to proceed with diagnoses and treatments according to the patient's symptoms. To this end, different medical professionals have poured their knowledge into the development of the points of the study plan, which will provide the professionals with a complete perspective and a current approach, with full training for the achievement of their professional goal. Thus, you will fully develop your skills in a field of medicine with a large number of patients, guiding you to excellence in your daily medical work. For this reason, TECH has established a series of general and specific objectives for the satisfaction of future students, as follows:



Hepatitis C Test

“

Establish the pathogenic basis of non-viral hepatitis, incorporating the latest advances in the field of study”



General Objective

- ◆ Update the specialist's knowledge in the management of patients with liver disease, taking into account the latest advances in the field of hepatology, in order to provide safe, quality care and improve the prognosis of the disease.

“

One of your objectives in this program will be to analyze and assess the impact of the immune system on liver disease”





Specific Objectives

Module 1. Autoimmune Hepatitis and Cholangitis

- ◆ Describe the clinical utility of MRI cholangiography

Module 2. Alcoholic Liver Disease and Metabolic Hepatic Steatosis

- ◆ Describe the clinical manifestations, diagnosis, and treatment management of systemic diseases that involve the liver

Module 3. Other Metabolic Liver Diseases

- ◆ Develop the clinical manifestations, diagnosis, and treatment of metabolic liver diseases
- ◆ Establish the pathogenic basis of autoimmune liver disease, diagnostic criteria, and treatment

03

Course Management

TECH Global University, in its goal of offering elite education for all, relies on renowned medical professionals to provide students with solid knowledge in the specialty of hepatology focusing on liver diseases not caused by viruses. Therefore, the teaching team of this program is highly qualified, whose extensive experience in this medical unit brings quality to the program, resulting in the provision of the best tools for the development of the student's skills during the course. In this way, the professional has the guaranteed skill required to specialize in the diagnosis, approach and treatment of these liver diseases.

Hepatitis



C VIR

“

Bet on the excellence of two prestigious universities that join forces for you: TECH”

International Guest Director

Dr. Doan Y. Dao is an internationally recognized figure in the study and care of patients affected by Hepatitis B virus (HBV). As director of the Center of Excellence for Liver Disease in Vietnam (COE), he leads Johns Hopkins University's initiatives to help address the growing, urgent and significant disease burden of Liver Cancer caused by Hepatitis B in Vietnam.

As CEO, Dr. Dao is responsible for managing projects that contribute to the delivery of medical services to combat these diseases. This is an ongoing collaboration with the Johns Hopkins School of Medicine, where he also fosters scientific research and educational activities related to specialization in diagnosis and effective therapeutic treatments.

As a member of the Board of Directors of V-VHA (Vietnam Viral Hepatitis Alliance), he has played a crucial role in promoting clinical care and international scientific studies in HBV. In addition, he was co-chair of the National Task Force on Hepatitis B: Focus on Asian and Pacific Islander Americans, where he worked tirelessly to raise awareness of the condition.

He has received several awards throughout his career, such as the Hepatitis Fund for the Cure Postdoctoral Research Fellowship (2014), awarded by the American Liver Foundation; or the Asian Heritage Award in Public Health (2016), presented by the Asian Heritage Society of California. In addition, he was named Everyday Hero (2016) by the American Liver Foundation, thanks to his efforts in addressing Hepatitis B, both in the United States and Vietnam. His clinical training in Internal Medicine and Gastroenterology and Hepatology at UT Southwestern Medical Center in Dallas, Texas, along with his commitment to academic medicine, have allowed him to lead groundbreaking research in search of a cure for HBV.



Dr. Dao, Doan Y

- Director of the Center of Excellence for Liver Disease in Vietnam (COE) at the Johns Hopkins University School of Medicine
- Assistant Professor of Medicine, Division of Gastroenterology and Hepatology, at Johns Hopkins University School of Medicine
- Co-Chair of the National Task Force on Hepatitis B: Focus on Asian and Pacific Islander Americans
- Fellow in Internal Medicine, Gastroenterology and Hepatology at UT Southwestern Dallas Medical Center
- Medical Degree from UT Southwestern Medical Center at UT Southwestern Dallas
- Awards Received:
 - Hepatitis Fund for the Cure Postdoctoral Research Fellowship (2014), by the American Liver Foundation
 - Asian Heritage Award in Public Health (2016), by the Asian Heritage Society of California
 - Everyday Hero (2016) by the American Liver Foundation
- He is a member of:
 - V-VHA (Vietnam Viral Hepatitis Alliance).
 - Hepatitis B Foundation
 - Dallas Fort Worth (DFW) Hepatitis B Free

“

Thanks to TECH, you will be able to learn with the best professionals in the world”

Management



Dr. García Samaniego, Javier

- Head of the Hepatology Department, La Paz University Hospital, Madrid
- Group Leader and Lead Researcher of the Hepatic and Digestive Diseases at the La Paz University Hospital/IdiPAZ. CIBERehd of the Carlos III Health Institute, Madrid
- Trustee of the Biomedical Research Foundation of La Paz University Hospital and member of the Governing Council of IdiPAZ.
- Coordinator at the Alliance for the Elimination of Viral Hepatitis in Spain (AEHVE)
- He graduated in medicine from the University of Santiago in 1983 and obtained his PhD in 1996 from the Autonomous University of Madrid
- He has participated in numerous nationally and internationally funded research projects
- FIS and ANEP project evaluator
- He has been a member of the board of directors of the AEEH and of the Regional Ethics and Clinical Research Committee of the Community of Madrid
- He has participated in Guidelines and therapeutic protocols for viral hepatitis: consensus for the treatment of viral hepatitis in HIV-positive patients
- Coordinator for the Spanish Guidelines for the treatment of hepatitis B promoted by the AEEH (2020).
- Lead investigator in more than 60 international clinical trials on the treatment of viral hepatitis.
- Guest lecturer at numerous national and international congresses, as well as in Spanish and international forums, especially on the management of viral hepatitis B and C treatment. He has participated in the elaboration of the AEEH hepatitis C elimination document (2019) and is the coordinator of the hepatitis B treatment guidelines (2020)

Professors

Dr. Romero, Miriam

- ◆ Doctor in Medicine and Surgery from the Complutense University of Madrid (1987-1993)
- ◆ FEA of Digestive System in Carlos III Hospital since January 2012 and since 2014 in La Paz University Hospital.
- ◆ Member of the Clinical Research Ethics Committee of La Paz University Hospital from March 24, 2014 to present
- ◆ Belonging to the CIBEREHD research network whose lead researcher is Dr. Javier García-Samaniego
- ◆ Lecturer in the AIDS Master's Degree program in 2002. Taught two classes: "Other hepatobiliary manifestations" and "Diagnostic algorithms in the HIV+ patient; Digestive syndromes
- ◆ MIR ACCESS: MIR selective tests 1993/1994, position 243
- ◆ Specialization in Digestive System (Gastroenterology and Hepatology) at the Gregorio Marañón General University Hospital. January 1994 - December 1997
- ◆ Master's Degree in Hepatology. University of Alcalá and Autonomous University of Madrid (June 2013) June 2014
- ◆ "Expert in Probability and Statistics in Medicine" belonging to the health program organized by the UNED in collaboration with the University-Business Foundation

Dr. Abadía, Marta

- ◆ Digestive System Attending. La Paz University Hospital (May 2017 - Present)
- ◆ Digestive System Specialist. Residency at La Paz University Hospital (2013 - 2017)
- ◆ Access by MIR exam (Position: 239)
- ◆ External rotation at the Hepatology and Liver Transplant Unit of the Clinic Institute of Digestive and Metabolic Diseases (Hospital Clinic de Barcelona)
- ◆ PhD from the Autonomous University of Madrid with outstanding mention CUMLAUDE for the thesis on "Non-invasive assessment of hepatic venous pressure gradient in patients with cirrhosis and portal hypertension following recovery from hepatitis C virus"
- ◆ EMILIO MOYANO Award for the best oral presentation at the XXVIII Jornada Nacional de Ecografía Digestiva (May 2017): "Two-dimensional hepatic elastometry, shear wave, in the assessment of clinically significant portal hypertension"
- ◆ Degree in Medicine. Navarra University, Faculty of Medicine, Spain (2006 - 2012)

04

Structure and Content

The structure of the contents of this Postgraduate Diploma has been designed based on the necessary requirements to know the different non-viral hepatitis, in order for the professionals to deepen and update their knowledge in this field, following the syllabus proposed by the best teaching team. These professionals are hepatologists, who are aware of the implications of medical training in the approach to patients with these liver diseases, whose diagnosis and assessment are key to their wellbeing. A curriculum has thus been established whose modules offer a broad perspective on the assessment of liver problems in primary care, the different viral hepatitis, as well as the characteristics of autoimmune liver disease.





“

A study plan produced by experts in liver diseases not caused by viruses and quality content will be the key to your professional success in this field of medicine”

Module 1. Autoimmune Hepatitis and Cholangitis

- 1.1. HAI (Pathogenesis and Diagnostic Criteria)
- 1.2. HAI (Treatment)
- 1.3. HAI (Treatment in Non-Responders or Intolerant Patients)
- 1.4. HAI vs. DILI: Immune-Mediated Hepatitis
- 1.5. Intrahepatic and Extrahepatic Cholestasis: Differential DX
- 1.6. Primary Biliary Cholangitis (PBC): Pathogenesis and DX
- 1.7. PBC: Treatment
- 1.8. Primary Sclerosing Cholangitis (PSC): Pathogenesis, Symptoms and Diagnosis
- 1.9. CEP (Treatment)
- 1.10. Overlap Syndromes

Module 2. Alcoholic Liver Disease and Metabolic Hepatic Steatosis

- 2.1. Alcoholic Liver Disease (ALD): EPI, Natural History Clinical Manifestations
- 2.2. ALD: Diagnosis and Severity Assessment
- 2.3. Acute Hepatitis
- 2.4. Cirrhosis
- 2.5. Liver Transplantation in ALD
- 2.6. Metabolic Hepatic Steatosis (MetHSS): Definition, EPI Natural History
- 2.7. MetHSS: Pathogenesis and Role of the Intestinal Microbiota
- 2.8. MetHSS: Diagnosis
- 2.9. METHss: Treatment
- 2.10. Liver Cancer and Transplantation in MetHSS

Module 3. Hepatic Cirrhosis I

- 3.1. Hemochromatosis: EPI and Clinical Manifestations
- 3.2. Hemochromatosis: DX and Treatment
- 3.3. Hemochromatosis Due to Non-Classical Genes
- 3.4. Liver Porphyrias
- 3.5. Wilson's Disease: EPI and Clinical Manifestations
- 3.6. Wilson's Disease: Diagnosis
- 3.7. Wilson Disease: Treatment
- 3.8. Alpha1 Antitrypsin Deficiency
- 3.9. LPAC
- 3.10. Glycogenesis





“

You will gain in-depth knowledge on how to approach the therapeutic management of autoimmune hepatitis, from liver biopsy to liver transplantation in these types of diseases"

05

Methodology

This academic program offers students a different way of learning. Our methodology uses a cyclical learning approach: **Relearning**.

This teaching system is used, for example, in the most prestigious medical schools in the world, and major publications such as the **New England Journal of Medicine** have considered it to be one of the most effective.



“

Discover Relearning, a system that abandons conventional linear learning, to take you through cyclical teaching systems: a way of learning that has proven to be extremely effective, especially in subjects that require memorization"

At TECH, we use the Case Method

What should a professional do in a given situation? Throughout the program, students will face multiple simulated clinical cases, based on real patients, in which they will have to do research, establish hypotheses, and ultimately resolve the situation. There is an abundance of scientific evidence on the effectiveness of the method. Specialists learn better, faster, and more sustainably over time.

With TECH you will experience a way of learning that is shaking the foundations of traditional universities around the world.



According to Dr. Gervas, the clinical case is the annotated presentation of a patient, or group of patients, which becomes a "case", an example or model that illustrates some peculiar clinical component, either because of its teaching power or because of its uniqueness or rarity. It is essential that the case is based on current professional life, trying to recreate the real conditions in the physician's professional practice.

“

Did you know that this method was developed in 1912, at Harvard, for law students? The case method consisted of presenting students with real-life, complex situations for them to make decisions and justify their decisions on how to solve them. In 1924, Harvard adopted it as a standard teaching method.

The effectiveness of the method is justified by four fundamental achievements:

1. Students who follow this method not only achieve the assimilation of concepts, but also a development of their mental capacity, through exercises that evaluate real situations and the application of knowledge.
2. Learning is solidly translated into practical skills that allow the student to better integrate into the real world.
3. Ideas and concepts are understood more efficiently, given that the example situations are based on real-life.
4. Students like to feel that the effort they put into their studies is worthwhile. This then translates into a greater interest in learning and more time dedicated to working on the course.



Relearning Methodology

TECH effectively combines the Case Study methodology with a 100% online learning system based on repetition, which combines 8 different teaching elements in each lesson.

We enhance the Case Study with the best 100% online teaching method: Relearning.

Professionals will learn through real cases and by resolving complex situations in simulated learning environments. These simulations are developed using state-of-the-art software to facilitate immersive learning.



At the forefront of world teaching, the Relearning method has managed to improve the overall satisfaction levels of professionals who complete their studies, with respect to the quality indicators of the best online university (Columbia University).

With this methodology, more than 250,000 physicians have been trained with unprecedented success in all clinical specialties regardless of surgical load. Our pedagogical methodology is developed in a highly competitive environment, with a university student body with a strong socioeconomic profile and an average age of 43.5 years old.

Relearning will allow you to learn with less effort and better performance, involving you more in your specialization, developing a critical mindset, defending arguments, and contrasting opinions: a direct equation to success.

In our program, learning is not a linear process, but rather a spiral (learn, unlearn, forget, and re-learn). Therefore, we combine each of these elements concentrically.

The overall score obtained by TECH's learning system is 8.01, according to the highest international standards.



This program offers the best educational material, prepared with professionals in mind:



Study Material

All teaching material is produced by the specialists who teach the course, specifically for the course, so that the teaching content is highly specific and precise.

These contents are then adapted in audiovisual format, to create the TECH online working method. All this, with the latest techniques that offer high-quality pieces in each and every one of the materials that are made available to the student.



Surgical Techniques and Procedures on Video

TECH introduces students to the latest techniques, the latest educational advances and to the forefront of current medical techniques. All of this in direct contact with students and explained in detail so as to aid their assimilation and understanding. And best of all, you can watch the videos as many times as you like.



Interactive Summaries

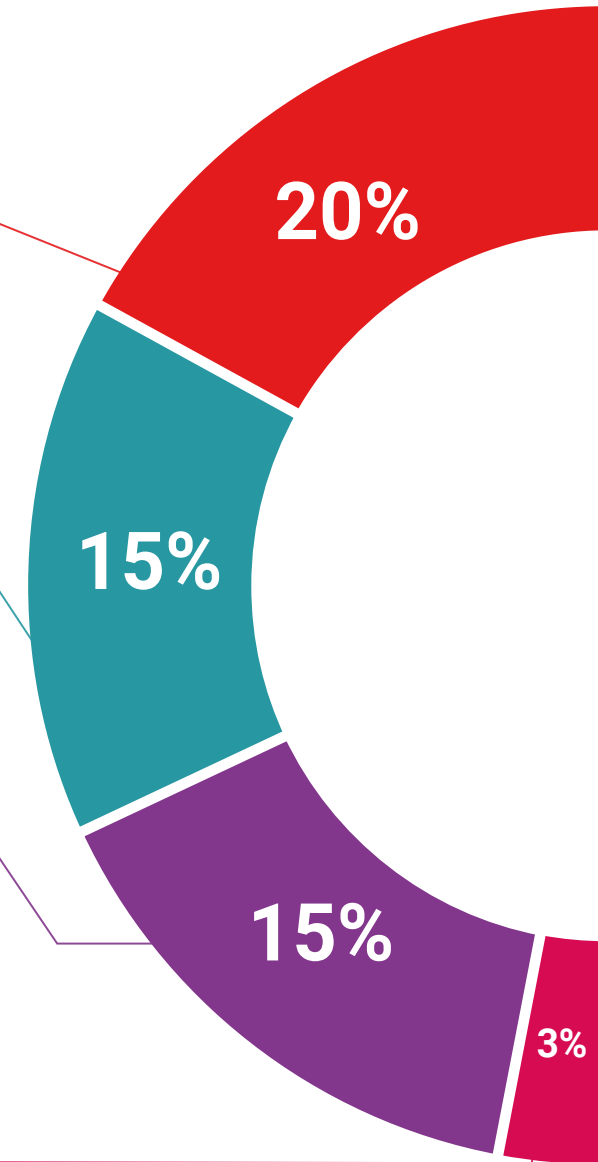
The TECH team presents the contents attractively and dynamically in multimedia lessons that include audio, videos, images, diagrams, and concept maps in order to reinforce knowledge.

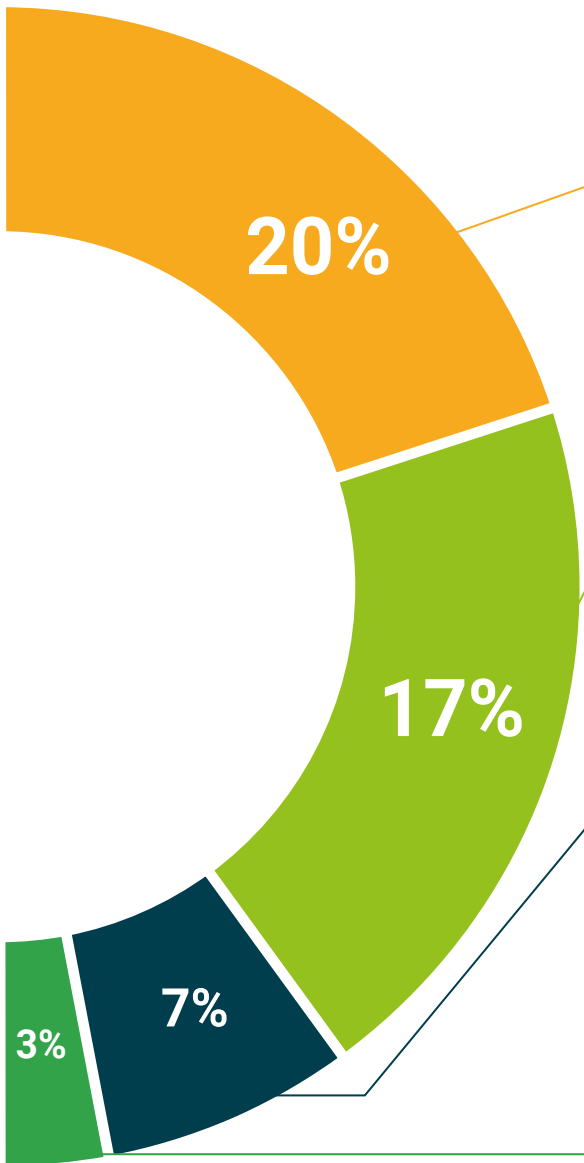
This exclusive educational system for presenting multimedia content was awarded by Microsoft as a "European Success Story".



Additional Reading

Recent articles, consensus documents and international guidelines, among others. In TECH's virtual library, students will have access to everything they need to complete their course.





Expert-Led Case Studies and Case Analysis

Effective learning ought to be contextual. Therefore, TECH presents real cases in which the expert will guide students, focusing on and solving the different situations: a clear and direct way to achieve the highest degree of understanding.



Testing & Retesting

We periodically evaluate and re-evaluate students' knowledge throughout the program, through assessment and self-assessment activities and exercises, so that they can see how they are achieving their goals.



Classes

There is scientific evidence on the usefulness of learning by observing experts. The system known as Learning from an Expert strengthens knowledge and memory, and generates confidence in future difficult decisions.



Quick Action Guides

TECH offers the most relevant contents of the course in the form of worksheets or quick action guides. A synthetic, practical, and effective way to help students progress in their learning.



06 Certificate

The **Postgraduate Diploma in Non-Viral Hepatitis** guarantees students, in addition to the most rigorous and up-to-date education, access to a Postgraduate Diploma issued by **TECH Global University**.



“

*Successfully complete this program
and receive your university qualification
without having to travel or fill out
laborious paperwork”*

This program will allow you to obtain your **Postgraduate Diploma in Non-Viral Hepatitis** endorsed by **TECH Global University**, the world's largest online university.

TECH Global University is an official European University publicly recognized by the Government of Andorra (*official bulletin*). Andorra is part of the European Higher Education Area (EHEA) since 2003. The EHEA is an initiative promoted by the European Union that aims to organize the international training framework and harmonize the higher education systems of the member countries of this space. The project promotes common values, the implementation of collaborative tools and strengthening its quality assurance mechanisms to enhance collaboration and mobility among students, researchers and academics.

This **TECH Global University** title is a European program of continuing education and professional updating that guarantees the acquisition of competencies in its area of knowledge, providing a high curricular value to the student who completes the program.

Title: **Postgraduate Diploma in Non-Viral Hepatitis**

Modality: **online**

Duration: **6 months**

Accreditation: **18 ECTS**



health future
confidence people
education information tutors
guarantee accreditation teaching
institutions technology learning
community commitment
personalized service innovation
knowledge present quality
development language
virtual classroom



**Postgraduate
Diploma**
Non-Viral Hepatitis

- » Modality: online
- » Duration: 6 months
- » Certificate: TECH Global University
- » Credits: 18 ECTS
- » Schedule: at your own pace
- » Exams: online

Postgraduate Diploma Non-Viral Hepatitis