

Postgraduate Diploma

Nephro-urological and Pediatric Diseases
and Hereditary Cancer in Clinical Genetics



Postgraduate Diploma Nephro-urological and Pediatric Diseases and Hereditary Cancer in Clinical Genetics

- » Modality: online
- » Duration: 6 months
- » Certificate: TECH Technological University
- » Dedication: 16h/week
- » Schedule: at your own pace
- » Exams: online

Website: www.techitute.com/in/medicine/postgraduate-diploma/postgraduate-diploma-nephro-urological-pediatric-diseases-hereditary-cancer-clinical-genetics

Index

01

Introduction

p. 4

02

Objectives

p. 8

03

Course Management

p. 12

04

Structure and Content

p. 16

05

Methodology

p. 20

06

Certificate

p. 28

01

Introduction

The diagnosis, treatment and prevention of a large number of genetic diseases, requires professionals to acquire or update their knowledge in this area, in order to provide adequate care for nephrourological and pediatric diseases and genetic cancers, most of which are not very well known. The **Postgraduate Diploma** program has been configured to give you the answer to this need for medical professionals of the future, with quality, timeliness and flexibility.

“

A high quality Postgraduate Diploma that will provide you with the knowledge you need in clinical genetics in nephrourological, pediatric and cancer diseases, with the most extensive and up-to-date knowledge in the sector"

Between 5 and 10% of cancers are hereditary. Several hereditary cancer syndromes are currently known to affect diverse families. The consequences of cancer in general are devastating; therefore, it is essential to provide knowledge of the different syndromes of hereditary neoplasms and to know the criteria for identifying those families susceptible of carrying mutations in genes with a high risk of predisposition to hereditary cancer.

A wide variety of hereditary renal and urological diseases are currently known. These diseases affect children and adults alike and, in some cases, are often diagnosed in childhood, but their final stage does not develop until maturity. Advances in molecular genetics have considerably changed the classification of hereditary glomerular or cystic kidney diseases.

If we were to quantify the impact of genetic diseases at all ages of life we would see that: in 50% of first trimester abortions a chromosomal alteration is found; 2-3% of newborns have a congenital abnormality and, of these, at least 50% are genetic in origin; in developed countries, they are responsible for 20-30% of pediatric hospital admissions and 40-50% of infant mortality. Pediatric genetics plays a fundamental role and, therefore, we intend to offer a detailed and comprehensive approach to the most common diseases in this area, as well as to teach about the different tools that currently exist to provide diagnostic assistance, such as dysmorphology, its management, usefulness and limitations. In addition to deepening in the different existing and developing algorithms for the selection of diagnostic techniques in pediatrics at the genetic level.

This online **Postgraduate Diploma** offers you the benefits of a high-level scientific, educational and technological course. These are some of its most notable features:

- ♦ Latest technology in online teaching software.
- ♦ Highly visual teaching system, supported by graphic and schematic contents that are easy to assimilate and understand.
- ♦ Practical cases presented by practising experts.
- ♦ State-of-the-art interactive video systems.
- ♦ Teaching supported by telepractice.
- ♦ Continuous updating and recycling systems.
- ♦ Self-regulating learning: full compatibility with other occupations.
- ♦ Practical exercises for self-evaluation and learning verification.
- ♦ Support groups and educational synergies: questions to the expert, debate and knowledge forums.
- ♦ Communication with the teacher and individual reflection work.
- ♦ Content that is accessible from any fixed or portable device with an Internet connection.
- ♦ Supplementary documentation databases are permanently available, even after the course.

“*A broad compendium of knowledge that you will be able to acquire in an efficient way through this high-quality Postgraduate Diploma*”

“

A training program that masterfully combines intensity and flexibility, making its objectives easily and comfortably achievable for the professional"

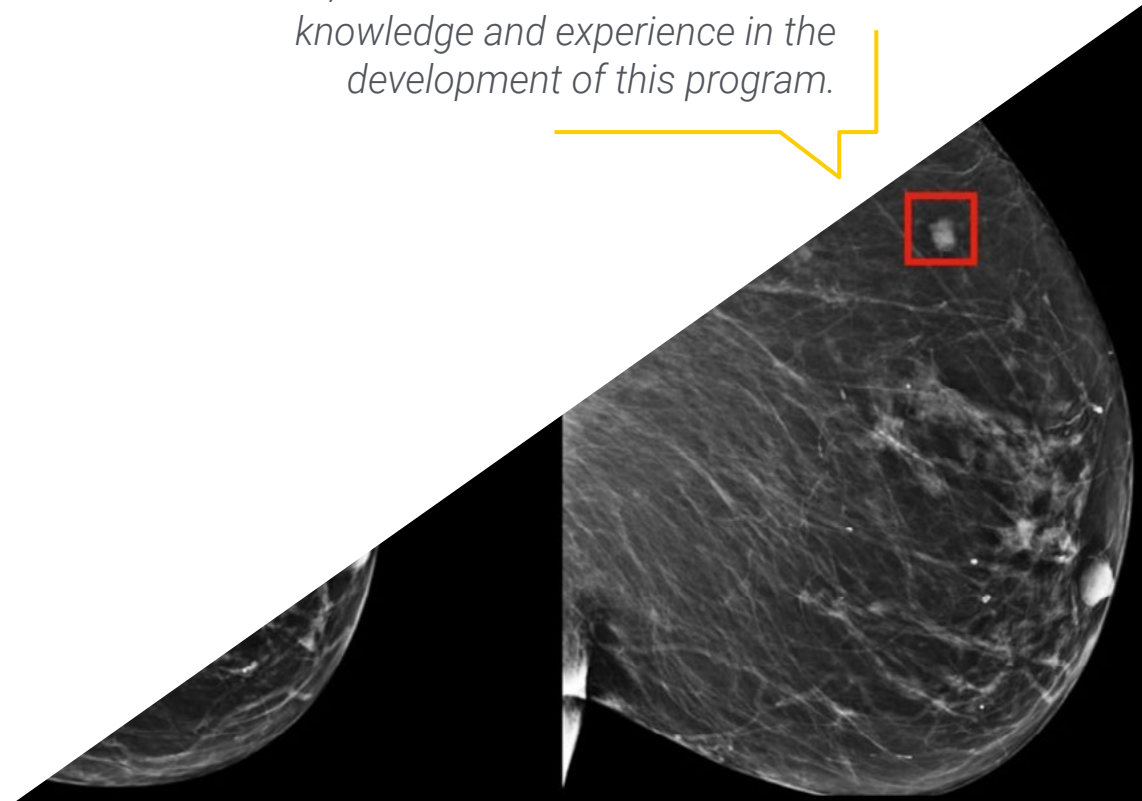
This program has been developed by professionals from different clinical genetics clinics in which they contribute their experience in daily practice, in the care of patients and families with a variety of hereditary disorders, both in genetic counseling and in prevention programs and prenatal and preconception counseling. The faculty involved in the Postgraduate Diploma also carries out important research work in the field of Genetics.

The Postgraduate Diploma addresses, in its different modules, the basic and necessary knowledge for the management of patients and their diseases in a clinical genetics practice. It offers a practical approach to the different techniques most commonly used for the diagnosis of hereditary diseases, as well as the interpretation of their results. It offers an approach to the diseases that cause the highest number of consultations in daily practice in a Clinical Genetics service.

The Postgraduate Diploma contains theoretical text about the subject matter, and practical examples taken from clinical cases that will facilitate understanding and the acquisition of in-depth knowledge.

Increase your decision-making confidence by updating your knowledge with this University Expert course.

You will be trained by professionals with extensive experience in the sector, who have contributed all their knowledge and experience in the development of this program.



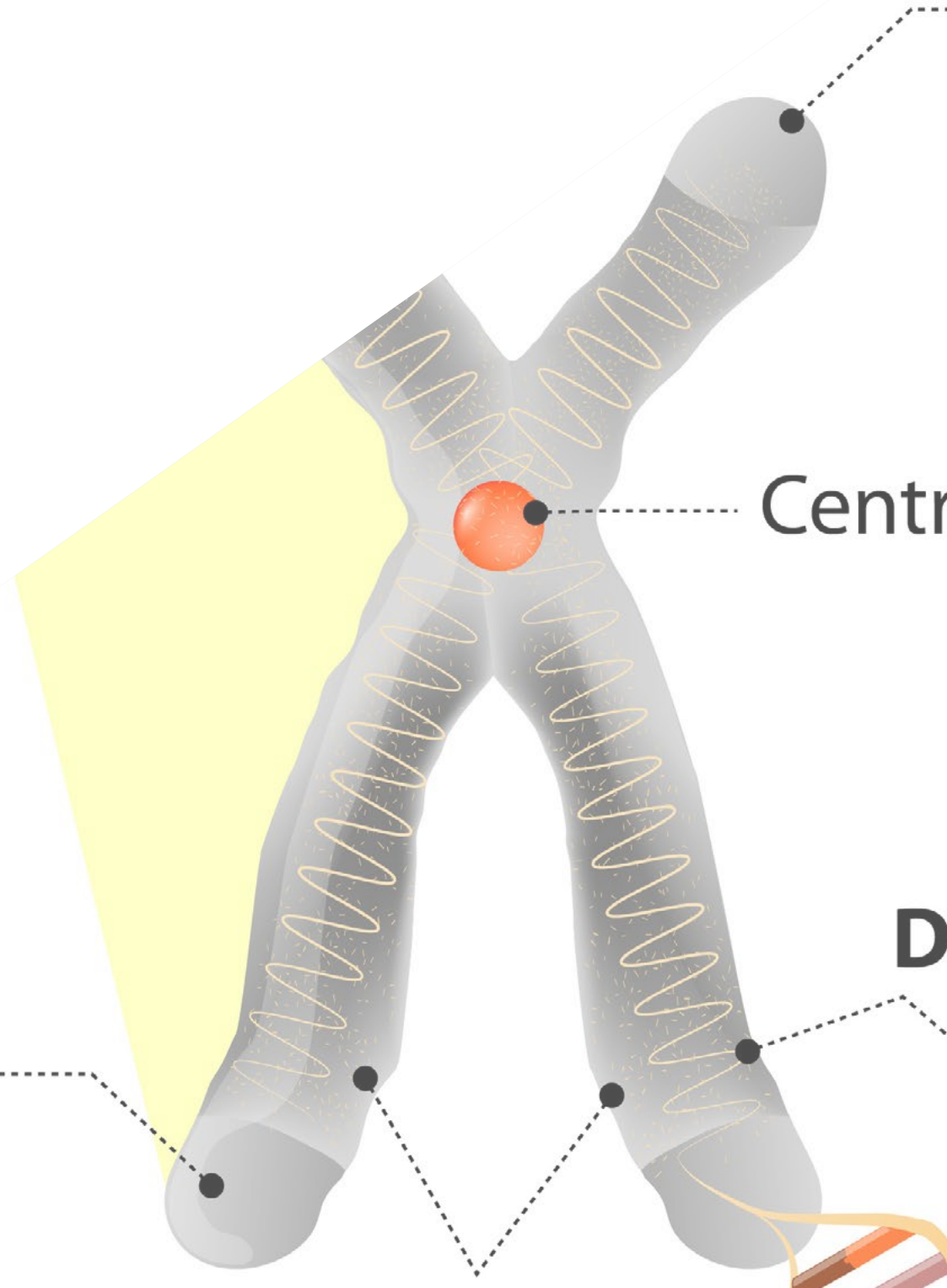
02 Objectives

Currently not all hospitals have genetics units and it is foreseeable that all healthcare centers will have genetics units in the coming years. Students in this program will deepen the knowledge required to work as clinical geneticists both in the field of diagnosis and counseling in these units or to be part of multidisciplinary groups of medical services, where patients with hereditary diseases are treated.

Q arm

Centr

D



..... P arm

romere

NA

“

Learn about the advanced approach to nephrourological, pediatric and hereditary cancer diseases in a clinical genetics service"



General Objectives

- Know the historical evolution of knowledge in the area of genetics.
- Learn the use of genetic analysis for diagnostic purposes.
- Learn about all known hereditary cancer syndromes.
- Learn about all known hereditary cancer syndromes.
- Recognize genetic diseases affecting the sensory organs and know how to manage them.
- Detail the molecular basis and mechanisms for the diagnosis of endocrine diseases.
- Know the genetic diseases affecting the central and peripheral nervous system.
- Learn about genetic nephrourological diseases, such as Fabry disease or Alport Syndrome.
- Addressing the different major pediatric diseases.
- Review hematological, metabolic and deposit, cerebral and small vessel diseases.





Specific Objectives

Module 1: Hereditary Cancer

- ♦ Provide the student with the necessary tools for the acquisition of knowledge of the criteria for the identification of families with susceptibility to the different hereditary cancer syndromes.
- ♦ Identification of individuals at risk.
- ♦ Plan protocols with early prevention programs as well as the different risk-reducing surgery techniques and areas of their application.
- ♦ Specialize in the risk of transmission to offspring
- ♦ Develop preimplantation genetic diagnosis in cancer.

Module 2: Genetics of Nephro-urological Diseases.

- ♦ Provide global training in the most common nephrological and urological pathologies.
- ♦ Comprehensive approach for its identification and clinical diagnosis considering previous explorations, both analytical and anatomo-pathological studies already performed as well as other complementary explorations.

Module 3: Genetics of Pediatric Diseases

- ♦ Understand in depth the concepts in Dysmorphology.
- ♦ Deepen in a dysmorphological exploration.
- ♦ In-depth understanding of congenital malformations.
- ♦ Study the main pediatric syndromes.
- ♦ Detect inherited disorders of metabolism.

03

Course Management

For our course to be of the highest quality, we are proud to work with a teaching staff of the highest level, chosen for their proven track record. Professionals from different areas and fields of expertise that make up a complete, multidisciplinary team. A unique opportunity to learn from the best.



“

A course created and directed by experts in clinical genetics who will take you through the most up-to-date and complete knowledge and give you the real and contextual vision of this area of work"

Management



Dr. S. Tahsin Swafiri Swafiri, M.D.

- Degree in Medicine and General Surgery (University of Extremadura - Badajoz).
- Specialist in Clinical Biochemistry and Molecular Pathology (Puerta de Hierro University Hospital, Majadahonda).
- Master's Degree in Rare Diseases (University of Valencia)..
- Attending physician in Clinical Genetics at the University Hospitals of Infanta Elena, Rey Juan Carlos I, Fundación Jiménez Díaz and General de Villalba.
- Associate Professor of Genetics at the Francisco de Vitoria University School of Medicine (Pozuelo de Alarcón- Madrid).
- Health Research Institute - Jiménez Díaz Foundation University Hospital.

Professors

Dr. Lorda Sánchez, Isabel María

- Degree in Medicine and Surgery from the University of Zaragoza. 1988
- Doctor of Medicine from the University of Zurich. Year 1991.
- Validated in 1993
- Personal Professional Accreditation in Human Genetics (AEGH)
- Certifications
- Member of the Spanish Association of Human Genetics (AEGH).
- Member of the European Cytogenetics Association (ECA)

Dr. Fernández San José, Patricia

- Pharmacist Specialized in Clinical Biochemistry.
- He works as an Area Specialist in the Genetics Service of the Ramón y Cajal University Hospital in Madrid.
- Specialized in the diagnosis of diseases of genetic origin highlighting familial heart disease, erythropathology and autoinflammatory syndromes.
- As a collaborator, she belongs to CIBERER unit U728, to the RareGenomics Network and has her own line of research in Autoinflammatory Diseases within the framework of the Ramón y Cajal Institute of Health Research (IRYCIS).

Dr. Pinilla. PhD, MD, Elvira Rodríguez

- ♦ Attending Physician. Genetics Service. Jiménez Díaz Foundation University Hospital. Madrid. 2017-2020.
- ♦ Degree in Medicine and General Surgery from the Complutense University of Madrid (1972-1979).
- ♦ Doctor of Medicine and Surgery, Complutense University of Madrid (1992).
- ♦ Diploma: "Epidemiology in Action: a course for public health professional". U.S. Department of Health and Human Services. Public Health Service. Centers for Disease Control. Atlanta, Georgia (USA) (1988).
- ♦ Accredited in Human Genetics by the Spanish Association of Human Genetics. (2005).
- ♦ Puericulturist Medical Doctor. Diploma in Puericulture and Preventive Pediatrics. School of Puericulture of the Spanish Society of Puericulture: Course XXVII (87th Promotion). Course 2011- 2012.

Dr. Kelly. PhD, MD, Fiona Blanco

- ♦ Adjunct physician of the genetics service of the Jiménez Díaz Foundation University Hospital. Institute for Health Research-FJD.
- ♦ Adjunct Physician (Area Specialist) of the Genetics Service of the Jiménez Díaz Foundation University Hospital.
- ♦ Degree in Medicine and Surgery from the Faculty of Medicine of the Complutense University of Madrid (2004).
- ♦ Area Specialist in Clinical Biochemistry since 2009.
- ♦ Doctorate in Medicine in 2012
- ♦ Professional Master's Degree in Rare Diseases, University of Valencia, Valencia, Spain 2017.
- ♦ Postdoctoral Course: University Expert in Clinical Genetics of the University of Alcalá de Henares, Madrid, Spain 2009
- ♦ Honorary Research Associate at the Institute of Ophthalmology (IoO), University College London (UCL), London, UK (01/2016-31/12/2020).
- ♦ Secretary of the Training and Dissemination Commission of the Spanish Association of Human Genetics.

Dr. Almoguera Castillo, Berta

- ♦ D. in Genetics and Cell Biology. Juan Rodés Researcher (JR17/00020; ISCIII) at the Genetics Service of the Jiménez Díaz Foundation. Madrid.
- ♦ 2011: D. in Genetics and Cell Biology. Autonomous University of Madrid. Thesis Title: "Utility of pharmacogenetics to predict the efficacy and safety of risperidone in the treatment of schizophrenia." Directors: Dr. Carmen Ayuso and Dr. Rafael Dal-Ré
- ♦ 2009: Specialized Health Training (FSE) in Clinical Biochemistry. Puerta de Hierro University Hospital, Madrid.
- ♦ 2007: Diploma of Advanced Studies with the title "Molecular characterization of mitochondrial diseases with predominant phenotypic expression in cardiac muscle" directed by the Dr. Belén Bornstein Sánchez. Complutense University of Madrid
- ♦ 2018-Present: Juan Rodés Researcher (JR17/00020; ISCIII) at the Genetics Service of the Jiménez Díaz Foundation. Madrid.
- ♦ 2015 - 2018: Research Scientist at the Center for Applied Genomics, The Children's Hospital of Philadelphia (USA).

04

Structure and Content

The contents of this program have been developed by the different experts of this course, with a clear purpose: to ensure that our students acquire each and every one of the skills they require to become true experts in this field.



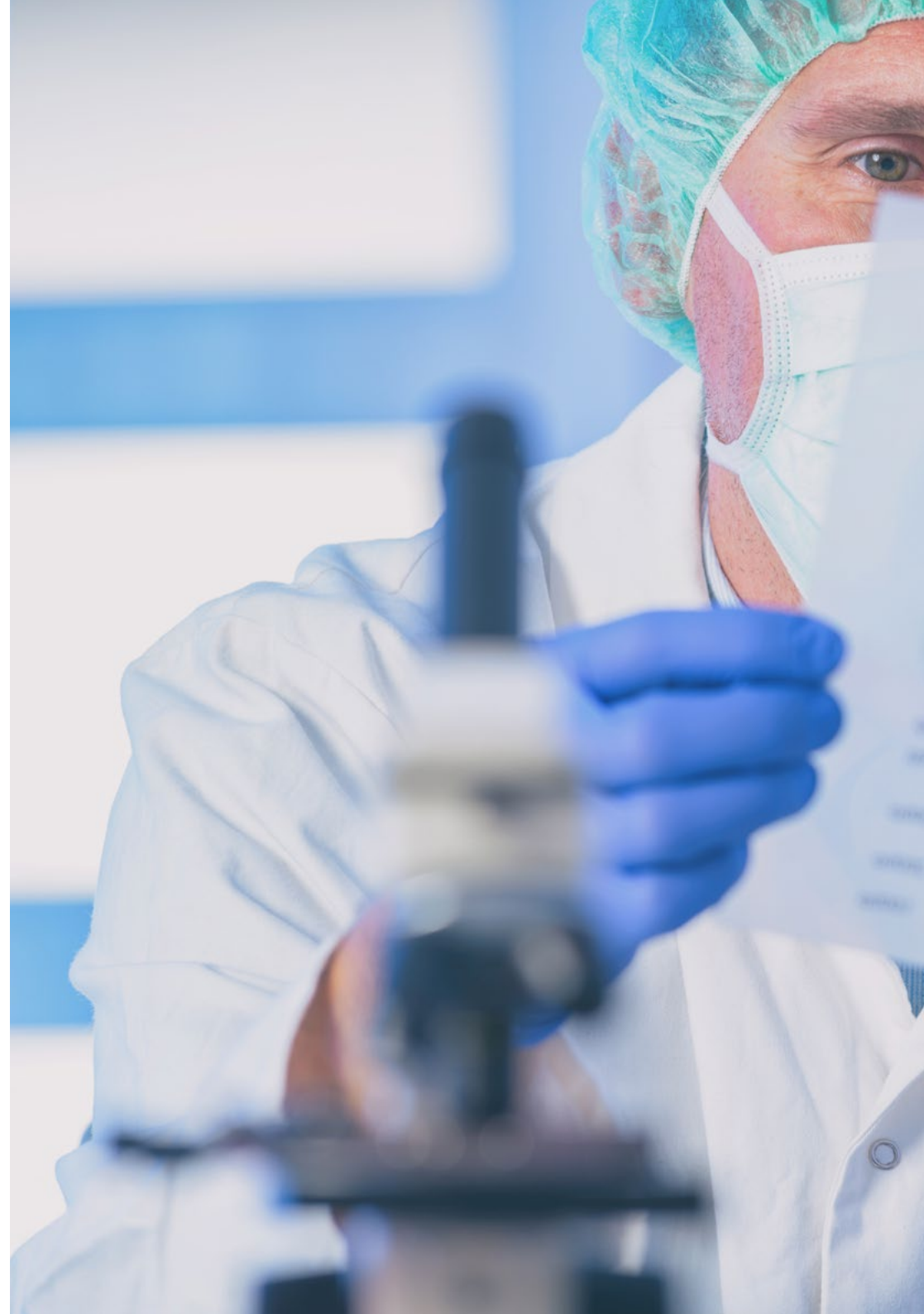


“

A comprehensive and well-structured program that will take you to the highest standards of quality and success”

Module 1: Hereditary Cancer

- 1.1. Hereditary Breast and Ovarian Cancer Syndromes.
 - 1.1.1. High Predisposing Genes.
 - 1.1.2. Intermediate Risk Genes.
- 1.3. Nonpolyposis Colorectal Cancer Syndrome (Lynch Syndrome).
- 1.4. Immunohistochemical Study of DNA Repair Proteins.
- 1.5. Microsatellite Instability Study.
- 1.6. MLH1 and PMS2 Genes.
- 1.7. MSH2 and MSH6 Genes.
- 1.8. Lynch-Like Syndrome.
- 1.9. Familial Adenomatous Polyposis Syndrome.
- 1.10. APC Gene.
- 1.11. MUTYH Gene..
- 1.12. Other Polyposis.
 - 1.12.1. Cowden Syndrome.
 - 1.12.2. Li Fraumeni Syndrome.
 - 1.12.3. Multiple Endocrine Neoplasms.
 - 1.12.4. Neurofibromatosis.
 - 1.12.5. Tuberous Sclerosis Complex.
 - 1.12.6. Familial Melanoma.
 - 1.12.7. Von Hippel Lindau Disease.





Module 2: Genetics of Nephrourological Diseases.

- 2.1. Polycystic Kidney Disease.
- 2.2. Hereditary Tubulopathies.
- 2.3. Hereditary Glomerulopathies.
- 2.4. Atypical Hemolytic Uremic Syndrome.
- 2.5. Congenital Renal and Urothelial System Congenital Malformations.
- 2.6. Malformative Syndromes Associated with Renourethral Malformation.
- 2.7. Gonadal Dysgenesis.
- 2.8. Hereditary Kidney Cancer.

Module 3: Genetics of Pediatric Diseases

- 3.1. Dysmorphology and Syndromology.
- 3.2. Intellectual Disability.
 - 3.2.1. Fragile X Syndrome.
- 3.3. Epilepsy and Epileptic Encephalopathies.
- 3.4. Genetics of Neurodevelopment.
 - 3.3.1. Maturational Delays.
 - 3.3.2. Autism Spectrum Disorder.
 - 3.3.3. General Developmental Delay.
- 3.5. Lysosomal Storage Disorders.
- 3.6. Congenital Metabolopathies.
- 3.7. RASopathies
 - 3.7.1. Noonan Syndrome.
- 3.8. Osteogenesis Imperfecta.
- 3.9. Leukodystrophies.
- 3.10. Cystic Fibrosis

05

Methodology

This training provides you with a different way of learning. Our methodology uses a cyclical learning approach: **Re-learning**.

This teaching system is used in the most prestigious medical schools in the world, and major publications such as the **New England Journal of Medicine** have considered it to be one of the most effective.



“

Discover Re-learning, a system that abandons conventional linear learning, to take you through cyclical teaching systems: a way of learning that has proven to be extremely effective, especially in subjects that require memorization"

At TECH we use the Case Method

In a given situation, what would you do? Throughout the program you will be presented with multiple simulated clinical cases based on real patients, where you will have to investigate, establish hypotheses and, finally, resolve the situation. There is abundant scientific evidence on the effectiveness of the method. Specialists learn better, faster, and more sustainably over time.

With TECH you can experience a way of learning that is shaking the foundations of traditional universities around the world.



According to Dr. Gérvas, the clinical case is the annotated presentation of a patient, or group of patients, which becomes a "case", an example or model that illustrates some peculiar clinical component, either because of its teaching potential or because of its uniqueness or rarity. It is essential that the case is based on current professional life, trying to recreate the real conditions in the physician's professional practice.

“

Did you know that this method was developed in 1912 at Harvard for law students? The case method consisted of presenting students with real-life, complex situations for them to make decisions and justify their decisions on how to solve them. In 1924, Harvard adopted it as a standard teaching method”

The effectiveness of the method is justified by four fundamental achievements:

1. Students who follow this method not only grasp concepts, but also develop their mental capacity by evaluating real situations and applying their knowledge.
2. The learning process has a clear focus on practical skills that allow the student to better integrate into the real world.
3. Ideas and concepts are understood more efficiently, given that the example situations are based on real-life.
4. Students like to feel that the effort they put into their studies is worthwhile. This then translates into a greater interest in learning and more time dedicated to working on the course.



Re-Learning Methodology

At TECH we enhance the Harvard case method with the best 100% online teaching methodology available: Re-learning.

Our University is the first in the world to combine the study of clinical cases with a 100% online learning system based on repetition, combining a minimum of 8 different elements in each lesson, which represent a real revolution with respect to simply studying and analyzing cases.



The physician will learn through real cases and by solving complex situations in simulated learning environments. These simulations are developed using state-of-the-art software to facilitate immersive learning.

At the forefront of world teaching, the Re-learning method has managed to improve the overall satisfaction levels of professionals who complete their studies, with respect to the quality indicators of the best Spanish-speaking online university (Columbia University).

With this methodology we have trained more than 250,000 physicians with unprecedented success, in all clinical specialties regardless of the surgical load. All this in a highly demanding environment, where the students have a strong socio-economic profile and an average age of 43.5 years.

Re-learning will allow you to learn with less effort and better performance, involving you more in your training, developing a critical mindset, defending arguments, and contrasting opinions: a direct equation to success.

In our program, learning is not a linear process, but rather a spiral (we learn, unlearn, forget, and re-learn). Therefore, we combine each of these elements concentrically.

The overall score obtained by our learning system is 8.01, according to the highest international standards.



In this program you will have access to the best educational material, prepared with you in mind:



Study Material

All teaching material is produced by the specialists who teach the course, specifically for the course, so that the teaching content is highly specific and precise.

This content is then adapted in an audiovisual format that will create our way of working online, with the latest techniques that allow us to offer you high quality in all of the material that we provide you with.



Latest Techniques and Procedures on Video

We introduce you to the latest techniques, to the latest educational advances, to the forefront of current medical techniques. All this, in first person, with the maximum rigor, explained and detailed for your assimilation and understanding. And best of all, you can watch them as many times as you want.



Interactive Summaries

We present the contents attractively and dynamically in multimedia lessons that include audio, videos, images, diagrams, and concept maps in order to reinforce knowledge.

This unique multimedia content presentation training system was awarded by Microsoft as a "European Success Story".



Additional Reading

Recent articles, consensus documents, international guides. in our virtual library you will have access to everything you need to complete your training.





Expert-Led Case Studies and Case Analysis

Effective learning ought to be contextual. Therefore, we will present you with real case developments in which the expert will guide you through focusing on and solving the different situations: a clear and direct way to achieve the highest degree of understanding.



Testing & Re-testing

We periodically evaluate and re-evaluate your knowledge throughout the program, through assessment and self-assessment activities and exercises: so that you can see how you are achieving your goals.



Classes

There is scientific evidence suggesting that observing third-party experts can be useful.

Learning from an expert strengthens knowledge and memory, and generates confidence in our future difficult decisions.



Quick Action Guides

We offer you the most relevant contents of the course in the form of worksheets or quick action guides. A synthetic, practical, and effective way to help you progress in your learning.



06 Certificate

The **Postgraduate Diploma in Nephro-urological and Pediatric Diseases and Hereditary Cancer in Clinical Genetics** guarantees you, in addition to the most accurate and up-to-date training, access to a **Postgraduate Diploma** issued by **TECH Technological University**.



“

*Successfully complete this training
and receive your university degree
without travel or laborious paperwork”*

After the student has passed the evaluations, they will receive their corresponding **Postgraduate Diploma** issued by **TECH Technological University**.

This certificate issued by **TECH Technological University** will specify the qualification obtained through the **Postgraduate Diploma**, and meets the requirements commonly demanded by labor exchanges, competitive examinations, and professional career evaluation committees.

Title: **Postgraduate Diploma in Nephro-urological and Pediatric Diseases and Hereditary Cancer in Clinical Genetics**

ECTS: **18**

Official Number of Hours: **450**



*Apostille Convention. In the event that the student wishes to have their paper certificate issued with an apostille, TECH EDUCATION will make the necessary arrangements to obtain it, at an additional cost.

health confidence people
education information tutors
guarantee accreditation teaching
institutions technology learning
community commitment
personalized service innovation
knowledge present curriculum
development language
virtual classroom

tech technological
university

Postgraduate Diploma
Nephro-urological and
Pediatric Diseases and
Hereditary Cancer in
Clinical Genetics

- » Modality: **online**
- » Duration: **6 months**
- » Certificate: **TECH Technological University**
- » Dedication: **16h/week**
- » Schedule: **at your own pace**
- » Exams: **online**

Postgraduate Diploma

Nephro-urological and Pediatric Diseases
and Hereditary Cancer in Clinical Genetics

