

Postgraduate Diploma

Most Common Dermatological Pathology





Postgraduate Diploma Most Common Dermatological Pathology

- » Modality: online
- » Duration: 6 months
- » Certificate: TECH Technological University
- » Dedication: 16h/week
- » Schedule: at your own pace
- » Exams: online

Website: www.techtute.com/in/medicine/postgraduate-diploma/postgraduate-diploma-most-common-dermatological-pathology

Index

01

Introduction

p. 4

02

Objectives

p. 8

03

Structure and Content

p. 12

04

Methodology

p. 16

05

Certificate

p. 24

01

Introduction

Advances in dermatology and its clinical application demand multiple new skills from professionals and increasingly stringent quality requirements in their performance. It is essential for dermatology specialists to be able to respond appropriately to the evolution of scientific and technological knowledge, incorporating these advances into their daily practice, both in treating the more unusual pathologies as well as in the most common consultations.



Lupus Erythematosus



“

Improve your knowledge in clinical dermatology through this program, where you will find the best teaching material with real clinical cases. Learn here about the latest advances in the specialty to be able to perform a quality medical practice”

Clinical dermatology has been gaining prominence as the pathophysiological mechanisms of the pathological processes affecting the skin and its adnexa have become better understood. Consequently, the means and ways of treating the diseases that manifest themselves therein have become more widely known. In fact, in recent times it has become a recurrent discipline in different sectors of care, being a common reason for consultation, both at primary and specialised care level.

This scenario brings with it the challenge of maintaining a level of care that meets the new needs of the patient. For this reason it is essential that the professionals who provide care to patients with dermatological pathology are properly trained and have up to date knowledge in order to implement quality medicine.

This Postgraduate Diploma is aimed at specialist physicians who are interested in learning the latest advances in common dermatological pathology, with the goal of improving their patient care using the latest scientific evidence.



Update your knowledge through the Postgraduate Diploma Program in Most Common Dermatological Pathology"

This **Postgraduate Diploma in Most Common Dermatological Pathology** contains the most complete and up-to-date scientific program on the market. The most important features of the program include:

- ♦ Clinical cases presented by experts in the different specialties. The graphic, schematic, and eminently practical contents with which they are created contain clinical information that is indispensable for professional practice.
- ♦ Diagnostic and therapeutic innovations in treating the most common dermatological pathologies.
- ♦ Presentation of practical workshops on procedures, diagnosis, and treatment techniques.
- ♦ Real images in high resolution and practical exercises where the self-evaluation process can be carried out to improve learning.
- ♦ Algorithm-based interactive learning system for decision-making in the presented clinical situations.
- ♦ Special emphasis on test-based medicine and research methodologies in dermatology.
- ♦ All of this will be complemented by theoretical lessons, questions to the expert, debate forums on controversial topics, and individual reflection assignments.
- ♦ Content that is accessible from any fixed or portable device with an Internet connection.

“

This Postgraduate Diploma may be the best investment you can make when choosing a refresher program for two reasons: in addition to updating your knowledge in the most common dermatological pathology, you will obtain a Postgraduate Diploma from TECH - Technological University"

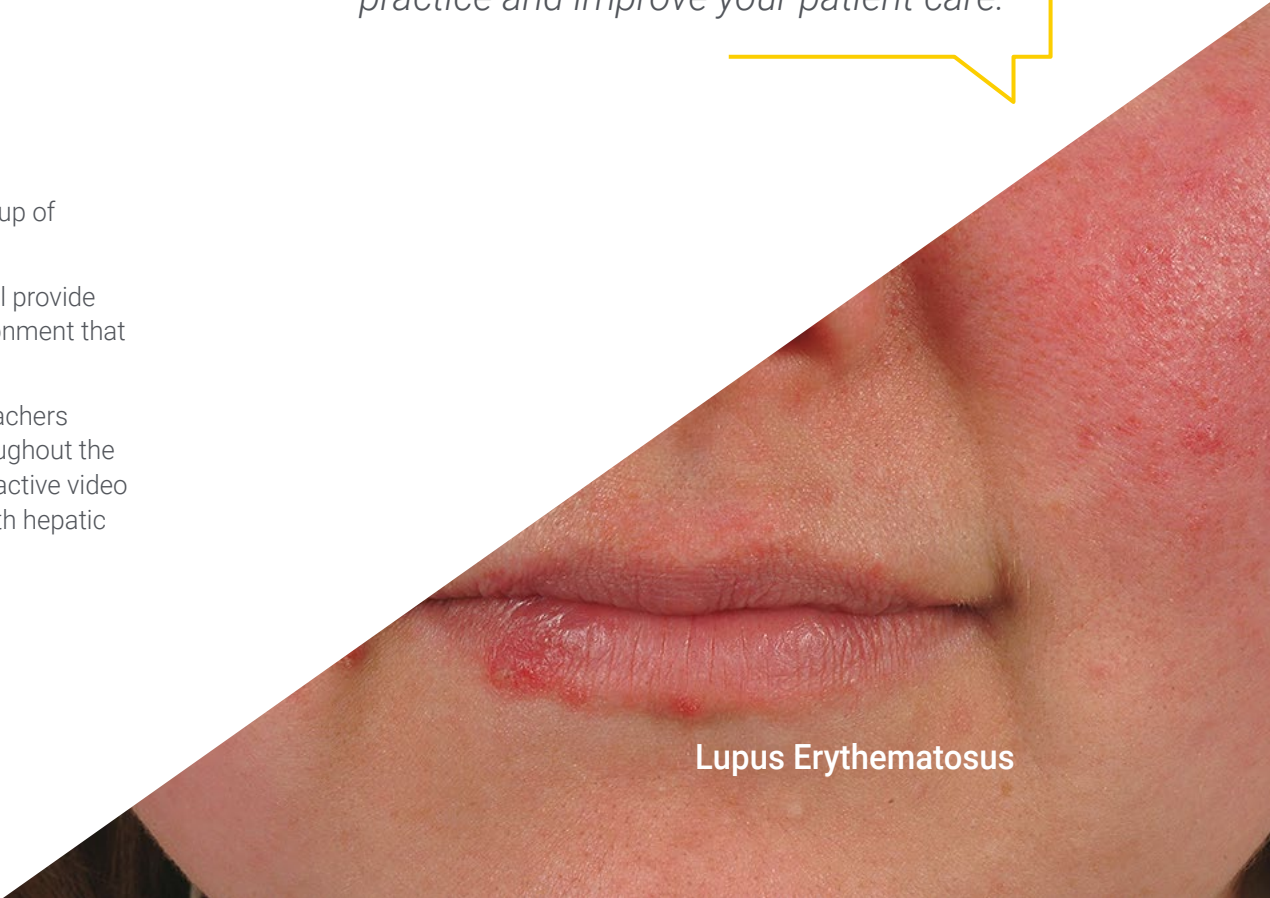
Forming part of the teaching staff is a group of professionals in the world of Dermatology, who bring to this course their work experience, as well as a group of renowned specialists, recognised by esteemed scientific communities.

The multimedia content developed with the latest educational technology will provide the professional with situated and contextual learning, i.e., a simulated environment that will provide an immersive training program to train in real situations.

The program design is based on Problem-Based Learning, through which teachers must try to solve the different professional practice situations that arise throughout the course. For this purpose, the specialist will be assisted by an innovative interactive video system created by renowned and experienced experts in treating patients with hepatic pathology with extensive teaching experience.

Increase your decision-making confidence by updating your knowledge with this Postgraduate Diploma course.


Incorporate the latest developments in dermatological pathology into your daily practice and improve your patient care.



Lupus Erythematosus

02 Objectives

The program is oriented to achieve the development of theoretical-practical learning, so that the specialist is able to keep their knowledge up to date in order to carry out correct diagnosis and indicate the appropriate treatment, allowing them to carry out their professional work with confidence.



Severe Mycotic Infections



“

This refresher program will generate a sense of security when practising medicine, which will help you grow both personally and professionally”



General Objective

- Update your knowledge of the most common dermatological diseases with the use of the latest scientific evidence to contribute with quality and safety when making medical decisions, diagnosis, treatment, and patient prognosis.

This Postgraduate Diploma is designed to help you update your knowledge in the most common dermatological diseases, with the use of the latest educational technology, to contribute with quality and safety when making medical decisions, diagnosis, treatment, and patient prognosis.



Specific Objectives

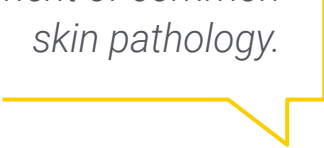
- Describe the structure and function of the skin
- Establish the differences between primary and secondary skin lesions
- Lay the foundations of dermatopathology and its clinicopathological correlation with inflammatory dermatological diseases



Shingles

- ♦ Describe the pathology of the pilosebaceous unit and approach its management.
- ♦ Develop knowledge of the differential characteristics of cutaneous manifestations of endocrine, gastrointestinal and kidney pathology, nutritional disorders and patients with HIV.
- ♦ Define the connective tissue diseases and establish their differential diagnosis.
- ♦ Lay out the foundations of the management of dermatological emergencies.
- ♦ Gain up-to-date knowledge of the course of action in photodermatology to assess the effects of ultraviolet rays and visible light on the skin.
- ♦ Recognize the cutaneous manifestations specific to endocrine, gastrointestinal and kidney disorders, nutritional disorders and HIV.
- ♦ Relate the differential characteristics of lupus erythematosus, scleroderma, dermatomyositis and mixed connective tissue disease.
- ♦ Define the characteristic pathology of the pilosebaceous unit: acne, rosacea, hidrosadenitis suppurativa and alopecia.
- ♦ Define nail pathology and oral mucosa pathology.
- ♦ Describe vascular malformations and hemangiomas.
- ♦ Indicate the basic guidelines for the study of photosensitive diseases.

Make the most of the opportunity and take the step to get up to date on the latest developments the management of common skin pathology.



03

Structure and Content

The structure of the contents has been designed by a team of professionals from the best hospitals and universities in the country, who are aware of the relevance of up-to-date training to be able to deal with patients with dermatological pathologies, and are committed to quality teaching through new educational technologies.

Alopecia

“

This Postgraduate Diploma in Most Common Dermatological Pathology contains the most complete and up-to-date scientific program on the market”

Module 1. General Aspects

- 1.1. Structure and Function of the Skin
- 1.2. Morphology of Primary and Secondary Skin Lesions
- 1.3. Diagnostic Techniques
- 1.4. Dermatopathology

Module 2. Pilosebaceous Unit Pathology

- 2.1. Acne
- 2.2. Rosacea
- 2.3. Hidrosadenitis Suppurativa
- 2.4. Alopecia

Module 3. Connective Tissue Diseases

- 3.1. Lupus Erythematosus
- 3.2. Scleroderma
- 3.3. Dermatomyositis

Module 4. Cutaneous Manifestations of Internal Diseases

- 4.1. Endocrine
- 4.2. Renal
- 4.3. HIV
- 4.4. Nutritional Disorders

Module 5. Other Areas of Interest in Dermatology

- 5.1. Nail Pathology
- 5.2. Dermatological Emergencies
- 5.3. Pathologies of the Oral Mucosa
- 5.4. Photodermatology
- 5.5. Vascular Malformations and Hemangiomas
- 5.6. Urticaria and Angioedema
- 5.7. Magistral Formulas



Eczema

“

A unique, key, and decisive training experience to boost your professional development”



Psoriasis

04

Methodology

This training program provides you with a different way of learning. Our methodology uses a cyclical learning approach: *Re-learning*.

This teaching system is used in the most prestigious medical schools in the world, and major publications such as the *New England Journal of Medicine* have considered it to be one of the most effective.



“

Discover Re-learning, a system that abandons conventional linear learning, to take you through cyclical teaching systems: a way of learning that has proven to be extremely effective, especially in subjects that require memorization"

At TECH we use the Case Method

In a given situation, what would you do? Throughout the program, you will be presented with multiple simulated clinical cases based on real patients, where you will have to investigate, establish hypotheses and, finally, resolve the situation. There is abundant scientific evidence on the effectiveness of the method. Specialists learn better, faster, and more sustainably over time.

With TECH you can experience a way of learning that is shaking the foundations of traditional universities around the world.



According to Dr. Gérvas, the clinical case is the annotated presentation of a patient, or group of patients, which becomes a "case", an example or model that illustrates some peculiar clinical component, either because of its teaching potential or because of its uniqueness or rarity. It is essential that the case is based on current professional life, trying to recreate the real conditions in professional medical practice.

“

Did you know that this method was developed in 1912 at Harvard for law students? The case method consisted of presenting students with real-life, complex situations for them to make decisions and justify their decisions on how to solve them. In 1924, Harvard adopted it as a standard teaching method”

The effectiveness of the method is justified by four fundamental achievements:

1. Students who follow this method not only grasp concepts, but also develop their mental capacity by evaluating real situations and applying their knowledge.
2. The learning process has a clear focus on practical skills that allow the student to better integrate into the real world.
3. Ideas and concepts are understood more efficiently, given that the example situations are based on real-life.
4. Students like to feel that the effort they put into their studies is worthwhile. This then translates into a greater interest in learning and more time dedicated to working on the course.



Re-Learning Methodology

At TECH we enhance the Harvard case method with the best 100% online teaching methodology available: Re-learning.

Our University is the first in the world to combine the study of clinical cases with a 100% online learning system based on repetition, combining a minimum of 8 different elements in each lesson, which represent a real revolution with respect to simply studying and analyzing cases.



The physician will learn through real cases and by solving complex situations in simulated learning environments. These simulations are developed using state-of-the-art software to facilitate immersive learning.

At the forefront of world teaching, the Re-learning method has managed to improve the overall satisfaction levels of professionals who complete their studies, with respect to the quality indicators of the best Spanish-speaking online university (Columbia University).

With this methodology we have trained more than 250,000 physicians with unprecedented success, in all clinical specialties regardless of the surgical load. All this in a highly demanding environment, where the students have a strong socio-economic profile and an average age of 43.5 years.

Re-learning will allow you to learn with less effort and better performance, involving you more in your specialization, developing a critical mindset, defending arguments, and contrasting opinions: a direct equation to success.

In our program, learning is not a linear process, but rather a spiral (we learn, unlearn, forget, and re-learn). Therefore, we combine each of these elements concentrically.

The overall score obtained by our learning system is 8.01, according to the highest international standards.



In this program you will have access to the best educational material, prepared with you in mind:



Study Material

All the teaching materials are specifically created for the course, by specialists who teach on the course, so that the teaching content is highly specific and precise.

This content is then adapted in an audiovisual format that will create our way of working online, with the latest techniques that allow us to offer you high quality in all of the material that we provide you with.



Latest Techniques and Procedures on Video

We introduce you to the latest techniques, to the latest educational advances, to the forefront of current medical techniques. All this, in first person, with the maximum rigor, explained and detailed for your assimilation and understanding. And best of all, you can watch them as many times as you want.



Interactive Summaries

We present the contents attractively and dynamically in multimedia lessons that include audio, videos, images, diagrams, and concept maps in order to reinforce knowledge.

This unique multimedia content presentation training system was awarded by Microsoft as a "European Success Story".



Additional Reading

Recent articles, consensus documents, international guides. in our virtual library you will have access to everything you need to complete your training.





Expert-Led Case Studies and Case Analysis

Effective learning ought to be contextual. Therefore, we will present you with real case developments in which the expert will guide you through focusing on and solving the different situations: a clear and direct way to achieve the highest degree of understanding.



Testing & Re-Testing

We periodically evaluate and re-evaluate your knowledge throughout the program, through assessment and self-assessment activities and exercises: so that you can see how you are achieving your goals.



Classes

There is scientific evidence suggesting that observing third-party experts can be useful.

Learning from an expert strengthens knowledge and memory and generates confidence in our future difficult decisions.



Quick Action Guides

We offer you the most relevant contents of the course in the form of worksheets or quick action guides. A synthetic, practical, and effective way to help you progress in your learning.



05 Certificate

The **Postgraduate Diploma in Most Common Dermatological Pathology** guarantees, in addition to the most rigorous and up-to-date training, access to a Postgraduate Diploma issued by **TECH Technological University**.



“

Successfully complete this training and receive your university qualification without travel or laborious paperwork"

This **Postgraduate Diploma in Most Common Dermatological Pathology** contains the most complete and up-to-date scientific program on the market.

After passing the evaluations, students receive their corresponding **Postgraduate Diploma** issued by **TECH Technological University** via tracked delivery*.

The certificate issued by **TECH Technological University** will specify the qualification obtained through the Postgraduate Diploma, and meets the requirements commonly demanded by labor exchanges, competitive examinations, and professional career evaluation committees.

Title: **Postgraduate Diploma in Most Common Dermatological Pathology**

Official Number of Hours: **525**



*Apostille Convention. In the event that the student wishes to have their paper certificate issued with an apostille, TECH EDUCATION will make the necessary arrangements to obtain it, at an additional cost.

health future
confidence people
education information tutors
guarantee accreditation teaching
institutions technology learning
community commitment
personalized service innovation
knowledge present
online treatment
development languages
virtual classroom



Postgraduate Diploma
Most Common
Dermatological Pathology

- » Modality: online
- » Duration: 6 months
- » Certificate: TECH Technological University
- » Dedication: 16h/week
- » Schedule: at your own pace
- » Exams: online

Postgraduate Diploma

Most Common
Dermatological Pathology

