

Postgraduate Diploma

Medical Oncology in Women



Postgraduate Diploma Medical Oncology in Women

- » Modality: online
- » Duration: 6 months
- » Certificate: TECH Technological University
- » Dedication: 16h/week
- » Schedule: at your own pace
- » Exams: online

Website: www.techtitute.com/pk/medicine/postgraduate-diploma/postgraduate-diploma-medical-oncology-women

Index

01

Introduction

p. 4

02

Objectives

p. 8

03

Course Management

p. 12

04

Structure and Content

p. 16

05

Methodology

p. 20

06

Certificate

p. 28

01

Introduction

Breast cancer is the most common cancer and affected more than 2.2 million women worldwide in 2020 according to data provided by the World Health Organization. These are worrying figures, as it is also one of the main causes of death in women. The progress that has been made in recent years in the treatment of this type of cancer and others that affect the female reproductive system gives hope, but requires constant updating on the part of the medical professional who must care for oncology patients. This 100% online program provides the opportunity to keep abreast of the most innovative treatments and those that are in the development phase.



BARCO



“

Enroll in a university program that will provide you with the most current knowledge in the treatment and diagnosis of ovarian tumors, uterine tumors and sarcoma”

This program in Medical Oncology in Women is aimed primarily at the medical professional who wishes to be aware of recent treatments used in women suffering from breast cancer and gynecological tumors from the hand of a specialized teaching team with extensive experience in dealing with cancer patients.

In this program students will find the most up-to-date multimedia content in this field, allowing them to delve into the main steps of presentation, diagnosis and primary prevention of breast cancer, in addition to renewing their knowledge in the management of the treatment of the different subtypes, both in early and advanced disease. Likewise, the course will also focus on gynecological tumors (ovarian cancer, uterine cancer and sarcomas), where the focus will be on how to deal with the pathology and how to apply the most efficient treatment in each situation. and how to apply the most efficient treatment in each situation.

A specific module in which radiotherapy will be addressed by a teacher specialized in the field and where the most outstanding advances will be shown. Everything, with a flexible teaching and that the students will be able to study comfortably.

TECH offers in all its degrees the online modality, without sessions with fixed schedules, which allows students to access whenever and wherever they wish. It only requires a computer or *Tablet* to connect to the virtual platform where the high quality academic teaching syllabus is hosted. A system that allows medical professionals to combine their work responsibilities with a program that provides them with the latest knowledge on breast cancer and gynecological tumors in Medical Oncology.

This **Postgraduate Diploma in Medical Oncology in Women** contains the most complete and up-to-date scientific program on the market. The most important features include:

- ◆ The development of case studies presented by medical experts specialized in oncology
- ◆ The graphic, schematic, and practical contents with which they are created, provide scientific and practical information on the disciplines that are essential for professional practice
- ◆ Practical exercises where self-assessment can be used to improve learning
- ◆ Its special emphasis on innovative methodologies
- ◆ Theoretical lessons, questions to the expert, debate forums on controversial topics, and individual reflection assignments
- ◆ Content that is accessible from any fixed or portable device with an Internet connection



A 100% online university education compatible with your work and/or personal responsibilities. Access where and when you want"

“

You have at your disposal a library with multimedia resources and simulations of real cases that are very useful for your clinical practice”

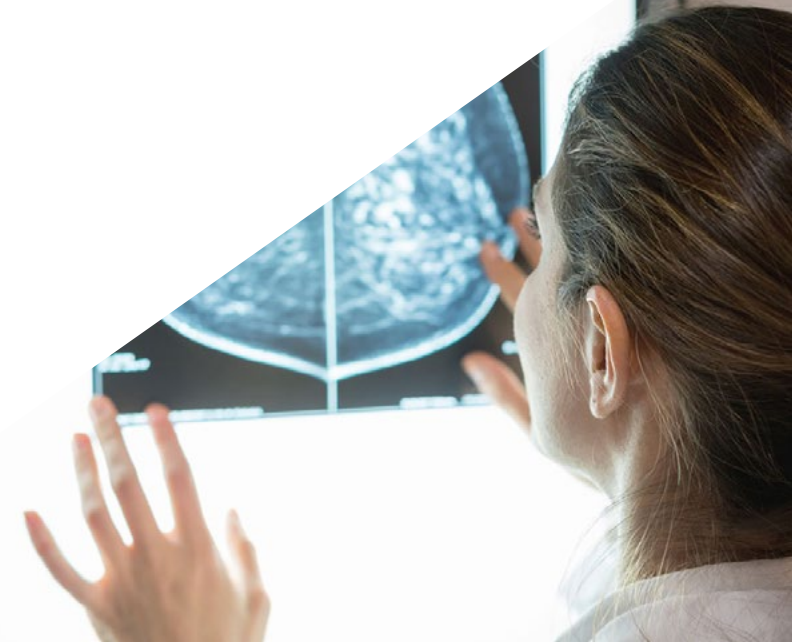
Renew your knowledge with this university teaching in the management of patients with advanced luminal disease.

Access to recent advances in gynecological tumors from a specialized teaching team.

The program's teaching staff includes professionals from the sector who contribute their work experience to this educational program, as well as renowned specialists from leading societies and prestigious universities.

The multimedia content, developed with the latest educational technology, will provide the professional with situated and contextual learning, i.e., a simulated environment that will provide immersive education programmed to learn in real situations.

This program is designed around Problem-Based Learning, whereby the professional must try to solve the different professional practice situations that arise during the academic year. For this purpose, the student will be assisted by an innovative interactive video system created by renowned and experienced experts.



02 Objectives

The medical professional, once the 6 months of duration of this university education have elapsed, will have achieved a renewal of their knowledge in breast cancer and gynecological tumors. The didactic material provided by the expert teaching team that teaches this degree will allow you to update your knowledge especially in the detailed diagnosis and adequate staging of breast cancer, the advances in the role of BRCA in ovarian cancer and the most commonly used radiotherapy techniques. The simulation of real cases that you will find in this course will help you to update your knowledge in this field.



“

A university education that will allow you to update your knowledge on the most appropriate treatments for each oncology patient, based on the subtype and stage of the disease”

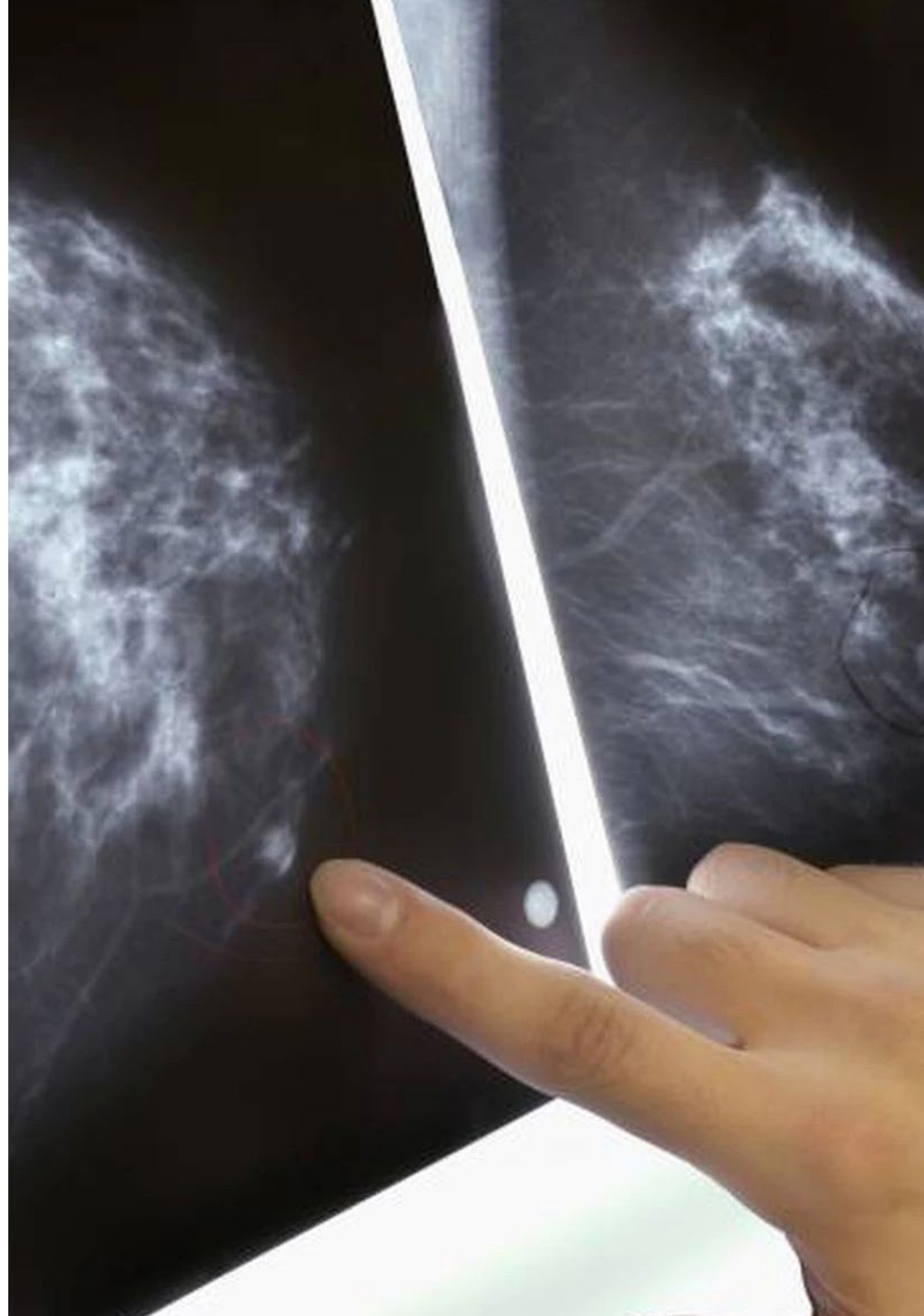


General Objectives

- ◆ Know how to perform a good assessment of the cancer patient, starting with the epidemiology, diagnosis and staging of the most common tumors
- ◆ Delve into the complementary studies that help us in the diagnosis and decision making of the main neoplasms
- ◆ Become familiar with the main genetic syndromes that predispose to the development of this disease
- ◆ Recognize and manage the main breast, lung, digestive, urological, gynecological and mesenchymal tumors



Delve into the most effective and developing treatments for breast cancer in this Postgraduate Certificate”





Specific Objectives

Module 1. Breast Cancer

- ◆ Perform a detailed diagnosis, with adequate staging of breast cancer
- ◆ Know the basics of early diagnosis of breast cancer, target ages and differentiate screening for low, intermediate or high risk patients
- ◆ Distinguish the main subtypes of breast cancer, know the predictive and prognostic factors that help determine the best treatment, both in early and advanced disease
- ◆ Become familiar with the different genetic platforms, which help to decide which patients benefit and which do not benefit from adjuvant chemotherapy treatment
- ◆ Determine which treatment is most appropriate for each patient, based on the subtype and stage of the disease
- ◆ Know each of the available treatments for advanced disease, as well as the main toxicities derived from them, highlighting cyclin inhibitors (cdk4/6) and immunotherapy
- ◆ Understand the disease and have a clear understanding of the management of patients with advanced luminal, triple negative and HER 2 positive disease. In the first line of treatment, knowing which treatment should be chosen in each of the situations, both in the first line and in successive ones

Module 2. Gynecologic Tumors

- ◆ Gain an in-depth knowledge of the different gynecological tumors
- ◆ Become knowledgeable about the role of BRCA in ovarian cancer and its therapeutic implications
- ◆ Learn to differentiate between a patient who is platinum sensitive and one who is not
- ◆ Know the indications for PARP inhibitors

Module 3. Radiotherapy

- ◆ Know the basics of radiotherapy treatment
- ◆ Know which volumes to treat and their names
- ◆ Determine the fundamental role of radiotherapy treatment in oncology
- ◆ Understand the indications for radiotherapy treatment in breast cancer, lung cancer, ENT tumors, prostate cancer and digestive tumors
- ◆ Become familiar with the role of radiotherapy in less common tumors

03

Course Management

The direction and teaching staff of this Postgraduate Diploma is in charge of medical professionals specialized in Oncology and Radiation Oncology. The current performance in relevant hospital centers and the knowledge acquired in his long career will be a great contribution for the medical professionals who take this program in order to update their knowledge and be aware of the latest studies in this field. In this way, TECH maintains its commitment to offer students in all its degrees, an elite education within the reach of all.





“

In this Postgraduate Diploma you will have at your disposal a teaching team specialized in Oncology with which you will be able to improve your knowledge in this field"

Management



Dr. Olier Gárate, Clara

- Medical Oncology specialist at the Fundación Alcorcón University Hospital
- MIR physician specializing in Oncology at the Clínica Universidad de Navarra
- Specialist in the area of breast cancer, CNS, melanoma, sarcoma, and genetic counseling
- Degree in Medicine from the University of Navarra



Dr. Moreno Muñoz, Diana

- Specialist in Medical Oncology at the Alcorcón Foundation University Hospital
- Resident Intern Specialist in Medical Oncology at the Hospital Universitario Reina Sofía
- PhD in the Biomedicine Program at the University of Cordoba



Professors

Dr. Cajal Campo, Begoña

- ◆ Specialist in Radiodiagnostics at the Alcorcón Foundation University Hospital
- ◆ Medical specialist in Radiodiagnosis in the Central Radiodiagnosis Unit
- ◆ Residency at the Reina Sofia University Hospital of Cordoba
- ◆ Doctoral Graduate, Complutense University, Madrid
- ◆ Postgraduate Diploma in Breast Radiology from the University of Barcelona
- ◆ Diploma of Advanced Studies in Surgical Specialties from the University of Cordoba
- ◆ Bachelor in Medicine from the University of Granada

Dr. Hernando Polo, Susana

- ◆ Specialist in Medical oncology at the Alcorcón Foundation University Hospital
- ◆ Master's Degree in Molecular Oncology CNIO
- ◆ Vocal of the HUFA's Mortality Committee
- ◆ Professor in the training of resident physicians
- ◆ Degree in Medicine and Surgery from the Autonomous University of Madrid

Dr. De Torres Olombrada, María Victoria

- ◆ Specialist in Oncology Radiotherapy. Fuenlabrada University Hospital
- ◆ Radioactive Facilities Supervisor, license granted by the Nuclear Safety Council
- ◆ Degree in Medicine from the in the General Faculty of Medicine at the Complutense University of Madrid

04

Structure and Content

The study plan of this Postgraduate Diploma has been developed by a highly qualified teaching team with experience in Oncology, especially in the approach to patients with breast cancer and gynecological tumors. In this way, the syllabus has been divided into 3 differentiated modules with a theoretical-practical approach. In all of them, the medical professional will be able to update their knowledge about the diagnosis and the most effective treatments used in women suffering from this disease. The Relearning system, based on the reiteration of content, which TECH applies in all its programs, will allow for the progressive updating of knowledge and the reduction of long hours of study.





“

Access the entire syllabus with the most updated content in Medical Oncology from day one and distribute the teaching load according to your needs”

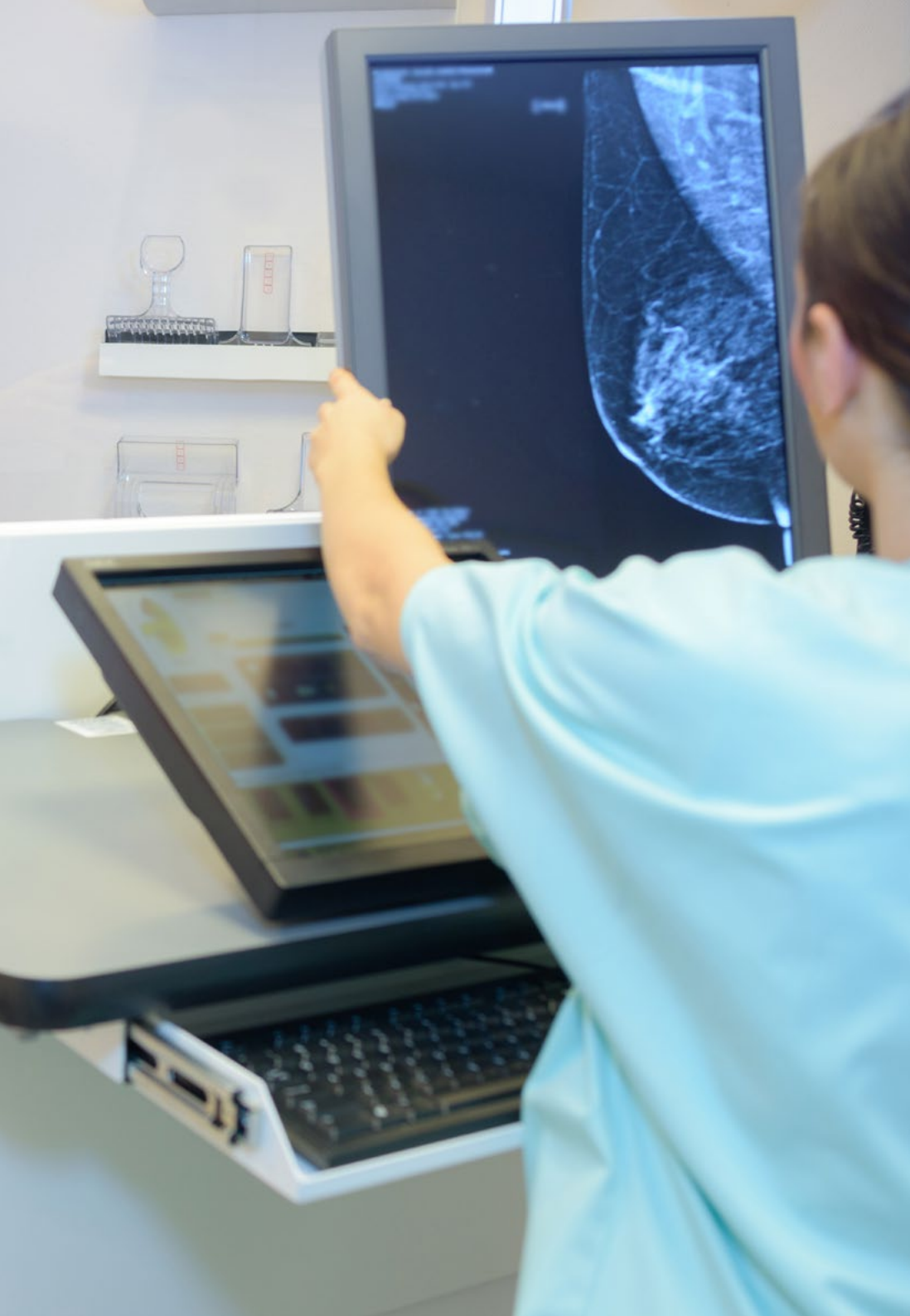
Module 1. Breast Cancer

- 1.1. Principles of Breast Cancer
 - 1.1.1. Epidemiology
 - 1.1.2. Risk Factors
- 1.2. Screening
- 1.3. Diagnosis
 - 1.3.1. Clinical Introduction and Diagnosis
- 1.4. Staging
- 1.5. Subtypes
- 1.6. Treatment of Luminal Disease
 - 1.6.1. Localized Disease
 - 1.6.2. Advanced Disease
- 1.7. Treatment of HER 2 disease
 - 1.7.1. Localized Disease
 - 1.7.2. Advanced Disease
- 1.8. Treatment of triple negative disease
 - 1.8.1. Localized Disease
 - 1.8.2. Advanced Disease
- 1.9. Future prospects for luminal disease
- 1.10. Future prospects for non luminal disease

Module 2. Gynecologic Tumors

- 2.1. Gynecologic Tumors
 - 2.1.1. Epidemiology
 - 2.1.2. Risk Factors
- 2.2. Diagnosis
- 2.3. Staging
 - 2.3.1. Ovarian Cancer
 - 2.3.2. Cervical Cancer
 - 2.3.3. Endometrial Cancer
- 2.4. Treatment of localized ovarian cancer
- 2.5. Treatment for advanced ovarian cancer





- 2.6. Treatment of localized uterine cancer
 - 2.6.1. Cervix
 - 2.6.2. Endometrium
- 2.7. Treatment of advanced uterine cancer
 - 2.7.1. Cervix
 - 2.7.2. Endometrium
- 2.8. Uterine Sarcomas
- 2.9. Genetic Syndromes
- 2.10. Future Perspectives

Module 3. Radiotherapy

- 3.1. Evolution
- 3.2. Types of Radiotherapy
- 3.3. Breast Cancer Treatment
- 3.4. Treatment of Lung Cancer
- 3.5. Treatment of Prostate Cancer
- 3.6. Treatment of Digestive Tumors
- 3.7. Treatment of Brain Tumors
- 3.8. Treatment of ENT Tumors
- 3.9. Orbital tumors, mediastinal tumors, mesenchymal tumors
- 3.10. Palliative Radiotherapy

“

A 100% online program that will allow you to keep abreast of advances in radiotherapy in women with ovarian tumors”

05

Methodology

This academic program offers students a different way of learning. Our methodology uses a cyclical learning approach: **Relearning**.

This teaching system is used, for example, in the most prestigious medical schools in the world, and major publications such as the **New England Journal of Medicine** have considered it to be one of the most effective.



“

Discover Relearning, a system that abandons conventional linear learning, to take you through cyclical teaching systems: a way of learning that has proven to be extremely effective, especially in subjects that require memorization"

At TECH we use the Case Method

What should a professional do in a given situation? Throughout the program, students will face multiple simulated clinical cases, based on real patients, in which they will have to do research, establish hypotheses, and ultimately resolve the situation. There is an abundance of scientific evidence on the effectiveness of the method. Specialists learn better, faster, and more sustainably over time.

With TECH you will experience a way of learning that is shaking the foundations of traditional universities around the world.



According to Dr. Gérvas, the clinical case is the annotated presentation of a patient, or group of patients, which becomes a "case", an example or model that illustrates some peculiar clinical component, either because of its teaching power or because of its uniqueness or rarity. It is essential that the case is based on current professional life, trying to recreate the real conditions in the physician's professional practice.

“

Did you know that this method was developed in 1912, at Harvard, for law students? The case method consisted of presenting students with real-life, complex situations for them to make decisions and justify their decisions on how to solve them. In 1924, Harvard adopted it as a standard teaching method”

The effectiveness of the method is justified by four fundamental achievements:

1. Students who follow this method not only achieve the assimilation of concepts, but also a development of their mental capacity, through exercises that evaluate real situations and the application of knowledge.
2. Learning is solidly translated into practical skills that allow the student to better integrate into the real world.
3. Ideas and concepts are understood more efficiently, given that the example situations are based on real-life.
4. Students like to feel that the effort they put into their studies is worthwhile. This then translates into a greater interest in learning and more time dedicated to working on the course.



Relearning Methodology

At TECH we enhance the case method with the best 100% online teaching methodology available: Relearning.

This university is the first in the world to combine the study of clinical cases with a 100% online learning system based on repetition, combining a minimum of 8 different elements in each lesson, a real revolution with respect to the mere study and analysis of cases.

Professionals will learn through real cases and by resolving complex situations in simulated learning environments. These simulations are developed using state-of-the-art software to facilitate immersive learning.



At the forefront of world teaching, the Relearning method has managed to improve the overall satisfaction levels of professionals who complete their studies, with respect to the quality indicators of the best online university (Columbia University).

With this methodology, more than 250,000 physicians have been trained with unprecedented success in all clinical specialties regardless of surgical load. Our pedagogical methodology is developed in a highly competitive environment, with a university student body with a strong socioeconomic profile and an average age of 43.5 years old.

Relearning will allow you to learn with less effort and better performance, involving you more in your specialization, developing a critical mindset, defending arguments, and contrasting opinions: a direct equation to success.

In our program, learning is not a linear process, but rather a spiral (learn, unlearn, forget, and re-learn). Therefore, we combine each of these elements concentrically.

The overall score obtained by TECH's learning system is 8.01, according to the highest international standards.



This program offers the best educational material, prepared with professionals in mind:



Study Material

All teaching material is produced by the specialists who teach the course, specifically for the course, so that the teaching content is highly specific and precise.

These contents are then applied to the audiovisual format, to create the TECH online working method. All this, with the latest techniques that offer high quality pieces in each and every one of the materials that are made available to the student.



Surgical Techniques and Procedures on Video

TECH introduces students to the latest techniques, the latest educational advances and to the forefront of current medical techniques. All of this in direct contact with students and explained in detail so as to aid their assimilation and understanding. And best of all, you can watch the videos as many times as you like.



Interactive Summaries

The TECH team presents the contents attractively and dynamically in multimedia lessons that include audio, videos, images, diagrams, and concept maps in order to reinforce knowledge.

This exclusive educational system for presenting multimedia content was awarded by Microsoft as a "European Success Story".



Additional Reading

Recent articles, consensus documents and international guidelines, among others. In TECH's virtual library, students will have access to everything they need to complete their course.





Expert-Led Case Studies and Case Analysis

Effective learning ought to be contextual. Therefore, TECH presents real cases in which the expert will guide students, focusing on and solving the different situations: a clear and direct way to achieve the highest degree of understanding.



Testing & Retesting

We periodically evaluate and re-evaluate students' knowledge throughout the program, through assessment and self-assessment activities and exercises, so that they can see how they are achieving their goals.



Classes

There is scientific evidence on the usefulness of learning by observing experts. The system known as Learning from an Expert strengthens knowledge and memory, and generates confidence in future difficult decisions.



Quick Action Guides

TECH offers the most relevant contents of the course in the form of worksheets or quick action guides. A synthetic, practical, and effective way to help students progress in their learning.



06 Certificate

The Postgraduate Diploma in Medical Oncology in Women guarantees students, in addition to the most rigorous and up-to-date education, access to a Postgraduate Diploma issued by TECH Technological University.



“

Successfully complete this program and receive your university qualification without having to travel or fill out laborious paperwork”

This **Postgraduate Diploma in Medical Oncology in Women** contains the most complete and up-to-date scientific program on the market.

After the student has passed the assessments, they will receive their corresponding **Postgraduate Diploma** issued by **TECH Technological University** via tracked delivery*.

The certificate issued by **TECH Technological University** will reflect the qualification obtained in the Postgraduate Diploma, and meets the requirements commonly demanded by labor exchanges, competitive examinations, and professional career evaluation committees.

Title: **Postgraduate Diploma in Medical Oncology in Women**
Official N° of Hours: **450 h.**



*Apostille Convention. In the event that the student wishes to have their paper certificate issued with an apostille, TECH EDUCATION will make the necessary arrangements to obtain it, at an additional cost.



Postgraduate Diploma Medical Oncology in Women

- » Modality: **online**
- » Duration: **6 months**
- » Certificate: **TECH Technological University**
- » Dedication: **16h/week**
- » Schedule: **at your own pace**
- » Exams: **online**

Postgraduate Diploma

Medical Oncology in Women