

Postgraduate Diploma Management of Pediatric Rheumatic Diseases



Postgraduate Diploma Management of Pediatric Rheumatic Diseases

- » Modality: online
- » Duration: 6 months
- » Certificate: TECH Global University
- » Credits: 18 ECTS
- » Schedule: at your own pace
- » Exams: online

Website: www.techtute.com/us/medicine/postgraduate-diploma/postgraduate-diploma-management-pediatric-rheumatic-diseases

Index

01

Introduction

p. 4

02

Objectives

p. 8

03

Course Management

p. 12

04

Structure and Content

p. 18

05

Methodology

p. 24

06

Certificate

p. 32

01

Introduction

This program in Management of Pediatric Rheumatic Diseases contains a quality program developed by the best rheumatologists to guide the student in the way to approach and carry out the comprehensive and multidisciplinary treatment to address the different pediatric ailments related to this specialty. An approach in which the attention focused on special needs at all levels, that this age group needs, is one of the most important axes of work. Therefore, TECH offers a specific and intensive program that will provide the student with the most advanced diagnostic and intervention tools of the current scientific panorama, with the latest updates in the sector.





The Management of Pediatric Rheumatic Diseases from a multidisciplinary approach that will give you the keys to an innovative and global intervention"

Childhood is not a territory safe from rheumatologic disease (RD). Although it is difficult to know their exact prevalence, given the absence of specific and global studies, they are potentially serious diseases that lead to a significant decrease in the quality of life of the affected child. Comprehensive care for patients and their families, as a fundamental part of the process, is an essential condition in the approach to this group of diseases.

This Postgraduate Diploma offers a different view on the global care that the child affected by Rheumatic Diseases needs. A comprehensive approach that covers all aspects of this care: from pre- and post-diagnostic care to families, pharmacological criteria and psychological and emotional care for the affected person and their environment. A holistic approach that professionals will acquire throughout the most specific and comprehensive online program on the teaching market.

From the moment of diagnosis, with the development of the guidelines that the specialist must follow to the information on procedures or attitudes to be avoided in this medical practice.

This program will also offer a different view of what Rheumatic Diseases mean thanks to the participation of expert patients; an unparalleled opportunity to complete the medical knowledge with the view from the other side. This approach seeks to respond to the need for general practitioners, orthopedic surgeons, pediatricians, rheumatologists, and many other professionals to be able to handle situations with a high impact on the lives of children and young people and their families.

This **Postgraduate Diploma in Management of Pediatric Rheumatic Diseases** contains the most complete and up-to-date scientific program on the market. The most important features include:

- ♦ The latest technology in online teaching software
- ♦ A highly visual teaching system, supported by graphic and schematic contents that are easy to assimilate and understand
- ♦ Practical cases presented by practising experts
- ♦ State-of-the-art interactive video systems
- ♦ Teaching supported by telepractice
- ♦ Continuous updating and recycling systems
- ♦ Autonomous learning: full compatibility with other occupations
- ♦ Practical exercises for self-evaluation and learning verification
- ♦ Support groups and educational synergies: questions to the expert, debate and knowledge forums
- ♦ Communication with the teacher and individual reflection work
- ♦ Content that is accessible from any fixed or portable device with an Internet connection
- ♦ Supplementary documentation databases are permanently available, even after the program



The most complete Postgraduate Diploma on the online teaching market: a journey through all aspects of the praxis of Pediatric Rheumatology, with a global vision of the care of the affected patient"

“

The teachers of this Postgraduate Diploma have been selected on the basis of two fundamental criteria: their proven experience and knowledge of RD in pediatrics and their proven teaching skills"

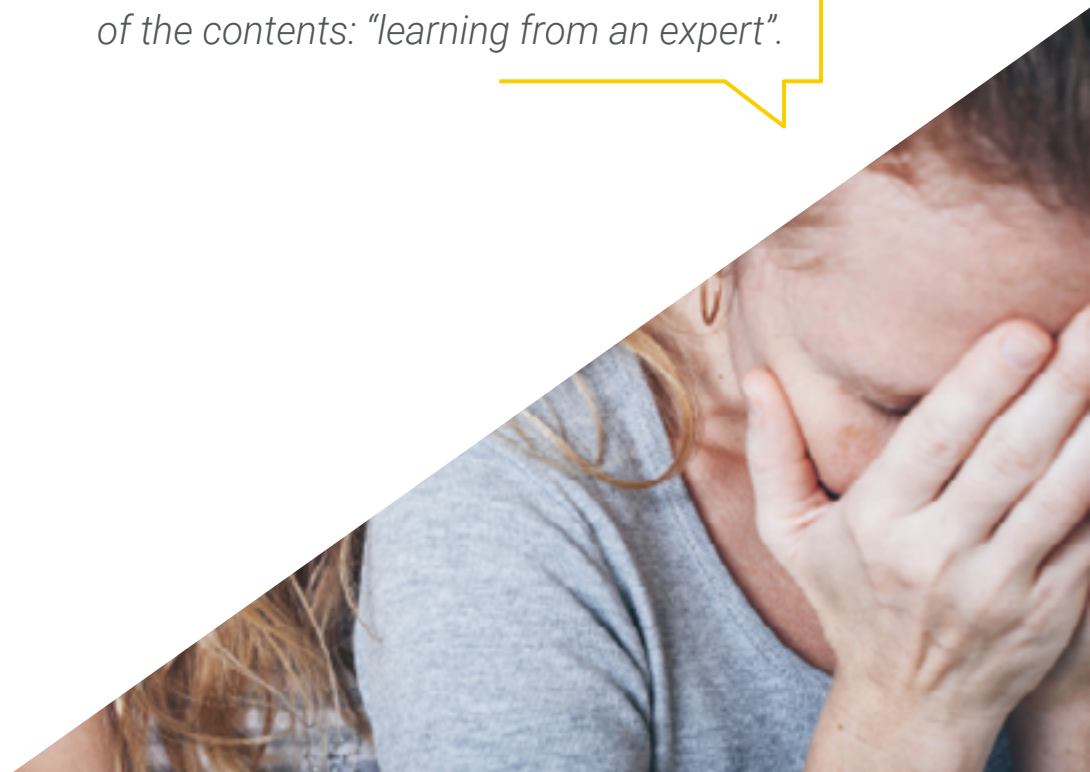
The program's teaching staff includes professionals from the sector who contribute their work experience to this educational program, as well as renowned specialists from leading societies and prestigious universities.

The multimedia content, developed with the latest educational technology, will provide the professional with situated and contextual learning, i.e., a simulated environment that will provide immersive education programmed to learn in real situations.

This program is designed around Problem-Based Learning, whereby the professional must try to solve the different professional practice situations that arise during the academic year. For this purpose, the professional will be assisted by an innovative interactive video system created by renowned and experienced experts.

With a methodological design based on proven teaching techniques, this Postgraduate Diploma will take you through different teaching approaches to allow you to learn in a dynamic and effective way.


Our innovative telepractice concept will give you the opportunity to learn through an immersive experience, which means a faster assimilation and a much more realistic view of the contents: "learning from an expert".



02

Objectives

TECH's objective is to prepare highly competent professionals who possess the most up to date knowledge and techniques in the medical field focused on the specialty covered by this program. A goal that, in only six months, the student will be able to achieve, thanks to this highly intensive and precise program and the best teaching methodology.





“

TECH's goal is yours: to provide you with the most intense update in Pediatric Rheumatic and Musculoskeletal Diseases of the moment"



General Objectives

- ♦ Distinguish between different types of musculoskeletal problems in children, approach them and refer them if necessary
- ♦ Treat problems from different points of view, medical , psychological or physical, or at least to interpret the suitability of applied treatments
- ♦ Discuss whether a treatment was sufficiently effective
- ♦ Know which attitudes, treatments and strategies are inappropriate and should be avoided
- ♦ Prevent illness and complications
- ♦ Recognize basic needs and refer to specialized resources
- ♦ Identify social and environmental factors and reflect on the impact they have on the quality of life of patients and their families



The fundamentals of holistic care in rheumatological conditions in children and adolescents, in a practical approach that will allow you to apply it immediately"





Specific Objectives

Module 1. Attitude Towards Children with Suspected RMD

- ♦ Acquire the basic knowledge for the diagnosis of RMDs
- ♦ Discern the initial attitudes and actions to initiate in the diagnosis of RMD
- ♦ Learn how to rule out specific diseases
- ♦ Learn the usefulness of the different tests
- ♦ Know which procedures or attitudes to discard and why

Module 2. Musculoskeletal Pain in Children and Adolescents

- ♦ Recognize pain in children or adolescents with RMD as the most frequent problem
- ♦ Identify the manifestations of pain in the patient
- ♦ Recognize the consequences of the patient's pain in the family environment
- ♦ Distinguish the most common and the rarest causes of pain in the different body regions of the musculoskeletal system
- ♦ Review of appropriate initial management
- ♦ Identify inappropriate initial management

Module 3. Musculoskeletal Alterations

- ♦ Diagnosis of arthritis in childhood
- ♦ Determination of arthritis versus ruling out other pathologies
- ♦ Apply the differential diagnosis in the suspicion of arthritis in its different forms of onset
- ♦ Outline the etiological treatment

Module 4. Systemic Inflammation

- ♦ Review the association of fever with other systemic manifestations of inflammation of the eye, skin, and digestive system
- ♦ Recognize the rheumatologic significance of inflammation and fever
- ♦ Identify appropriate and inappropriate myths and attitudes

Module 5. Other Musculoskeletal Symptoms

- ♦ Recognize other musculoskeletal symptoms
- ♦ Possess basic knowledge of normal and pathological musculoskeletal signs

Module 6. Non-Pharmacological Treatment and Psychosocial Support

- ♦ Provide a psychological approach to patients and their families in the treatment of RMDs
- ♦ Know the indication of physical exercise as a rehabilitation technique
- ♦ Recognize the opportunity of orthopedic surgery
- ♦ Describe the appropriate nutritional guidelines
- ♦ Distinguish the different existing social supports

Module 7. Preventive Activities

- ♦ Review vaccination schedules
- ♦ Choose the specific preventive attitudes according to the diseases and treatments
- ♦ Recognize osteoporosis in children and its necessary consideration

03

Course Management

In accordance with the concept of total quality, TECH has selected a teaching staff of the highest level, chosen for their proven experience in education. Professionals from different areas and fields of expertise that make up a complete, multidisciplinary team. A unique opportunity to learn from the best.



“

An impressive teaching staff, made up of professionals from different fields of expertise, will be your teachers during your education: a unique opportunity not to be missed”

International Guest Director

Dr. Isabelle Koné-Paut is a leading international figure in **Pediatric Rheumatology**, with **innovative contributions** to this field of medicine. As **Head of the Department** of this specialty at the **Kremlin Bicêtre Hospital** in Paris, she leads a team of professionals that has gained **worldwide recognition**, being awarded the **EULAR Excellence Award** on several occasions.

She also directs the **Center for Rare Autoinflammatory Diseases and Inflammatory Amyloidosis**. Within this scope of her professional career, she has coordinated a collaborative effort between five institutions. Through these efforts, she has been able to provide **comprehensive care** for **children and adolescents** struggling with a wide range of specific medical conditions.

Beyond her clinical practice, Dr. Koné-Paut is the author of **multiple scientific publications**. Through these articles, she has made influential contributions to the approach to pathologies such as **Behcet's Disease, Familial Mediterranean Fever, CAPS Syndromes and Kawasaki Disease**. In addition, she has participated in numerous **European and international initiatives** aimed at advancing the understanding of these conditions and their treatments.

She is also the founder of the first **Pediatric Inflammatory Rheumatism Care Network**, based in the French capital. Since then, her premise with this project has been to **improve the accessibility and delivery of healthcare services** for large numbers of children's patients and, at the same time, to **support their families**.

She has also held leadership roles within **various academic associations**. Among other positions, she has been **President of the French Society of Pediatric Rheumatology** and a member of merit of the **French Society of Pediatrics**. In the international framework, she has also had key participations with prestigious scientific groups such as the **International Society for Systemic Autoinflammatory Diseases (ISSAID)**.



Dr. Isabelle, Koné-Paut

- ♦ Head of the Department of Pediatric Rheumatology at the Kremlin Bicêtre Hospital, Paris, France
- ♦ Coordinator of the National Center of Reference for Rare Autoinflammatory Diseases (CEREMAI)
- ♦ Professor at the Paris-Saclay University in Saint-Aubin, France
- ♦ Associate Editor of the journals *Frontiers of Pediatrics* and *Frontiers of Immunology*
- ♦ President of the French Society of Pediatric Rheumatology
Member of: French Society of Pediatrics
International Society of Systemic Autoinflammatory Diseases

“

TECH has a distinguished and specialized group of Directors/International Guests, with important leadership roles in the most leading companies of the global market

Management



Dr. Carmona, Loreto

- ♦ Rheumatologist and epidemiologist (LIRE). Medical Director InMusc
- ♦ PhD in Epidemiology and Preventive Medicine from the Autonomous University of Madrid
- ♦ University Research Professor at Camilo José Cela University.



Dr. De La Torre Hervera, Elisenda

- ♦ Member of the Spanish Rheumatologic League
- ♦ Postgraduate in Patient Advocacy, UIC (International University of Catalonia), Barcelona, Spain
- ♦ Technical Engineering in Computer Management, (Polytechnic University of Mataró (UPC), Barcelona)
- ♦ Patients' Consultative Council of Catalonia (CCPC)
- ♦ CCPC Technical Communication Council
- ♦ Member of the executive board of administration of the healthcare quality agency (AQuAS)
- ♦ Member of the Pharmacotherapeutic Commission (CFT-SISCAT)



Dr. Clemente Garulo, Daniel

- ♦ Assistant Pediatric Physician at the Niño Jesús University Hospital, performing his healthcare activity in the Pediatric Rheumatology Unit
- ♦ Active member of the Spanish Society of Rheumatology (SER) and the Spanish Society of Pediatric Rheumatology (SERPE), participating in numerous studies and multicenter collaborative research projects promoted by different working groups of both societies
- ♦ Secretary of the ERNA-SER working group ("Rheumatologic diseases of childhood and adolescence")
- ♦ Professor at the Faculty of Health Sciences of the Lasalle Center for Higher University Studies
- ♦ Degree in Medicine and Surgery from the Faculty of Medicine of the Universidad de Alcalá
- ♦ Specialist in Rheumatology, after completing his MIR training at San Carlos Clinical University in Madrid (2002-2006) and in Pediatrics and specific areas, after completing his MIR training at the Infant University Hospital Niño Jesús
- ♦ PhD in Health Sciences from the Universidad Camilo José Cela

Professors

Dr. Graña, Jenaro

- ♦ Pediatric Rheumatologist

Dr. Bartolomé, Jon

- ♦ Patient Representative (LIRE-young)
- ♦ Member of the Board of Directors Responsible for LIRE-Joven

Dr. Nieto, Juan Carlos

- ♦ Pediatric Rheumatologist

Dr. Emperiale, Valentina

- ♦ Rheumatology Service at the Príncipe de Asturias University Hospital
- ♦ Physician-Surgeon, Pontificia Catholic University in Chile

Dr. Lerma, Sergio

- ♦ Professor and Researcher at La Salle University Center
- ♦ Dean of the Faculty of Health Sciences. La Salle Higher Center for University Studies. UAM
- ♦ Researcher in the Biomedical Research Foundation of the Niño Jesús Children's University Hospital
- ♦ Diploma in Physiotherapy
- ♦ PhD in Physiotherapy

Dr. Diago Ortega, Rocío

- ♦ Dietitian-nutritionist and Health Sciences Director

Dr. Prada Ojeda, Alejandro

- ♦ Rheumatologist Torrejón de Ardoz University Hospital (Madrid)

Dr. Gómez, Alejandro

- ♦ Attending Rheumatology Physician. Infanta Sofía University Hospital

Ms. Boteanu, Alina

- ♦ Pediatric Rheumatologist Ramón y Cajal Hospital, Madrid

Ms. Ramírez, Ana

- ♦ Pediatric Traumatologist Orthopedic surgery and traumatology unit

Ms. Vázquez, Ana

- ♦ Occupational and Speech Therapist (LIRE)

Dr. Magallares López, Berta

- ♦ Specialist in Rheumatology. Hospital Santa Creu i Sant Pau Associate Professor

Ms. Galindo, Rocío

- ♦ Coordinator of the Pediatric Osteoporosis and Osteogenesis Imperfecta group

Dr. Enríquez Merayo, Eugenia

- ♦ Pediatric rheumatologist Infanta Leonor University Hospital, Madrid

Dr. Benavent, Diego

- ♦ Rheumatology Unit at Hospital La Paz

Dr. Calvo Aranda, Enrique

- ♦ Rheumatology Unit Infanta Leonor University Hospital

Ms. Núñez, Esmeralda

- ♦ Pediatric rheumatologist. Coordinator of the group of Prevention and Treatment of Infections in Pediatric Rheumatology of SERPE and member of the Spanish Society of Pediatric Infectious Diseases (SEIP)

Ms. Sánchez Manubens, Judith

- ♦ Head of Pediatric Rheumatology Unit- Parc TaulíSabadell University Hospital

Dr. Martín Pedraz, Laura

- ♦ Pediatric rheumatologist. UGC Pediatrics, Regional University Hospital of Malaga, Malaga, Spain

Dr. León, Leticia

- ♦ Doctor of Psychology. IdISSC Rheumatology. San Carlos Clinical Hospital, Madrid

Ms. Fernández Caamaño, Lucía

- ♦ Occupational Therapist



Dr. Salar Ibáñez, Luis

- ♦ Physician specializing in Rheumatology at the Torrejón Hospital.
- ♦ Coordinator of the Pediatric Rheumatology Unit at Hospital San Rafael

Dr. Redondo, Marta

- ♦ Psychologist. Camilo José Cela University

Dr. Greco, Martín

- ♦ Rheumatologist

Dr. Fernández Berrizbeitia, Olaia

- ♦ Rheumatologist Associate Professor

Dr. Diaz Valle, David

- ♦ Head of the Ophthalmology Department. San Carlos Clinical Hospital

Dr. Rodríguez Palero, Serafín

- ♦ Rehabilitation Physician at the Niño Jesús University Hospital
- ♦ Specialty at the 12 de Octubre University Hospital of Madrid
- ♦ University Specialist Course in Childhood Disability at the UCM
- ♦ Specialist in neurological rehabilitation, musculoskeletal pain and pathologies related to language and balance disorders. Speciality 12 de Octubre University Hospital, Madrid

04

Structure and Content

The contents of this Postgraduate Diploma have been developed by the different experts on this program, with a clear purpose: to ensure that our students acquire each and every one of the necessary skills to become true experts in this field.

A comprehensive and well structured program that will lead you to the highest standards of quality and success. Expert patients participate in the preparation of the program, which adds a very original and close perspective, with real cases and situations that are not only clinical but also social. It has a holistic perspective, not just a medical one, making it of interest to healthcare professionals of any kind.





“

*A comprehensive teaching program,
structured in well developed teaching units,
oriented towards learning that is compatible
with your personal and professional life"*

Module 1. Attitude Towards Children with Suspected RMD

- 1.1. Medical History
 - 1.1.1. Frequent Reasons for Consultation in Pediatric RMD
 - 1.1.2. Family Background
 - 1.1.3. Personal Background
 - 1.1.4. Key Questions in RMD
 - 1.1.5. Relevant Organs and Apparatus
 - 1.1.6. Growth and Development
- 1.2. Exploration of the Locomotor System in Pediatric Rheumatology
 - 1.2.1. Exploration of Upper Limbs
 - 1.2.2. Exploration of Lower Limbs
 - 1.2.3. Exploration of the Spine
 - 1.2.4. Exploration of Gait
 - 1.2.5. General Examination Adapted to Rheumatology
- 1.3. Complementary Tests
 - 1.3.1. Image
 - 1.3.1.1. Radiography
 - 1.3.1.2. Ultrasound
 - 1.3.1.3. Resonance
 - 1.3.1.4. Others
 - 1.3.2. Laboratory Tests
 - 1.3.2.1. Blood Count:
 - 1.3.2.2. Biochemistry
 - 1.3.2.3. Reactants of the Acute Phase
 - 1.3.2.4. Autoantibodies
 - 1.3.2.5. Serology and Supplementation
 - 1.3.2.6. Microbiology
 - 1.3.2.7. Genetic Studies
 - 1.3.2.8. Biomarkers
 - 1.3.3. Study of Synovial Fluid
 - 1.3.4. Clinical neurophysiology



Module 2. Musculoskeletal Pain in Children and Adolescents

- 2.1. What is Pain?
 - 2.1.1. Theories about Pain
 - 2.1.2. The Pain Experience
 - 2.1.3. Pain Pathways
- 2.2. Pain Assessment
 - 2.2.1. Characteristics of Pain
 - 2.2.2. Measuring Pain
 - 2.2.3. Pain Localization
 - 2.2.3.1. Knee Pain
 - 2.2.3.2. Hip Pain
 - 2.2.3.3. Ankle and Foot Pain
 - 2.2.3.4. Cervical Pain
 - 2.2.3.5. Back Pain
 - 2.2.3.6. Shoulder, Elbow and Wrist Pain
 - 2.2.3.7. Generalized Pain
- 2.3. Musculoskeletal Pain in Children
 - 2.3.1. Expression of Pain
 - 2.3.2. Conduct
 - 2.3.3. The Impact of Pain
 - 2.3.3.1. Social Impact
 - 2.3.3.2. Family
- 2.4. Pain Management
 - 2.4.1. Pharmacological Treatment- General Guidelines
 - 2.4.2. Non-Pharmacological Treatment- General Guidelines

Module 3. Musculoskeletal Alterations

- 3.1. Inflammatory Joint Pathology
 - 3.1.1. Monoarthritis
 - 3.1.1.1. Most Frequent Causes
 - 3.1.1.2. Diagnostic Attitude
 - 3.1.1.3. Therapeutic Approach
 - 3.1.2. Oligoarthritis
 - 3.1.2.1. Most Frequent Causes
 - 3.1.2.2. Diagnostic Attitude
 - 3.1.2.3. Therapeutic Approach
 - 3.1.3. Polyarthritis
 - 3.1.3.1. Most Frequent Causes
 - 3.1.3.2. Diagnostic Attitude
 - 3.1.3.3. Therapeutic Approach
- 3.2. Inflammation of the Enteses
 - 3.2.1. Most Frequent Causes
 - 3.2.2. Diagnostic Attitude
 - 3.2.3. Therapeutic Approach
- 3.3. Muscular Pathology
 - 3.3.1. Inflammatory Myopathies
 - 3.3.2. Non-Inflammatory Myopathies
- 3.4. Non-Inflammatory Joint Pathology
- 3.5. Bone Pathology
 - 3.5.1. Osteomyelitis
 - 3.5.2. Osteoporosis
 - 3.5.3. Tumours

Module 4. Systemic Inflammation

- 4.1. Systemic Manifestations of Inflammation
 - 4.1.1. Fever
 - 4.1.2. Constitutional Syndrome
 - 4.1.3. Fatigue

Module 5. Other Musculoskeletal Symptoms

- 5.1. Gait Disorders
 - 5.1.1. Movement Analysis
 - 5.1.2. Limping
 - 5.1.3. Convergent and Divergent Gait
- 5.2. Hyperlaxity
 - 5.2.1. Frequency (F)
 - 5.2.2. Assessment
 - 5.2.3. Management
- 5.3. Angular and Torsional Deformities in Children
 - 5.3.1. Scoliosis
 - 5.3.2. Contractures and Joint Retraction
 - 5.3.2.1. Infantile Valgus Flatfoot and Forefoot Deformities
 - 5.3.2.2. Clubfoot
 - 5.3.3. Hip Pathology in Growth
 - 5.3.3.1. Hip Dysplasia
 - 5.3.3.2. Perthes' Disease, Epiphysiolysis Capitisfemoris
- 5.4. Limb Length Discrepancy
 - 5.4.1. Frequency (F)
 - 5.4.2. Assessment
 - 5.4.3. Management
- 5.5. Sports Injuries
 - 5.5.1. Frequency (F)
 - 5.5.2. Assessment
 - 5.5.3. Management



Module 6. Non-Pharmacological Treatment and Psychosocial Support

- 6.1. Exercise and Physical Activity in Children
 - 6.1.1. Exercise, Physical Activity and Sport
 - 6.1.2. Specifics of Exercise in Children with RMD
- 6.2. Rehabilitation
 - 6.2.1. Splints and Orthoses
 - 6.2.2. Physical Therapies in Children
- 6.3. Orthopedic Surgery
 - 6.3.1. Special Features of Immature Bone and the Growing Skeleton
 - 6.3.2. Infantile Fractures
 - 6.3.2.1. Most Common Traumatic Fractures and Traumatic Epiphysiolysis
 - 6.3.2.2. Common Techniques of Osteosynthesis in Children
 - 6.3.3. Infection Management in the Locomotor System in Children
 - 6.3.4. Surgery of Growing Spine Deformities
 - 6.3.5. Osteotomies of the Pelvis and the Upper Extremity of the Femur
- 6.4. Nutritional Advice
 - 6.4.1. Obesity
 - 6.4.2. Malnutrition
 - 6.4.3. Supplements
- 6.5. Psychological Approach to Pediatric RMDs
 - 6.5.1. Fears, Phobias and Anxieties
 - 6.5.2. Generalized Anxiety Disorder and Panic Disorder
 - 6.5.3. Depression in Childhood and Adolescence
 - 6.5.4. Sleep Disorders
 - 6.5.5. Eating Disorders
 - 6.5.6. Dissocial Disorder
 - 6.5.7. Learning Disorders
 - 6.5.8. Training of Parents of Children with RMD
 - 6.5.9. Family Behavioral Intervention
- 6.6. Occupational Intervention
 - 6.6.1. Occupational Schedules
 - 6.6.2. Play as Therapy
 - 6.6.3. Technical Aids
- 6.7. What Not to Do?

Module 7. Preventive Activities

- 7.1. Vaccines
 - 7.1.1. Official Vaccination - Peculiarities to Be Taken into Consideration
 - 7.1.2. Extra Vaccination According to Diseases and Treatments
- 7.2. Chemoprophylaxis
 - 7.2.1. What to Do in the Event of Surgery?
 - 7.2.2. What to Do in the Event of Intercurrent Infections?
- 7.3. Tuberculosis Screening
 - 7.3.1. To Whom?
 - 7.3.2. Existing Tests
 - 7.3.3. What to Do in Case of a Positive Test?
- 7.4. Osteoporosis Screening in Children
 - 7.4.1. To Who?
 - 7.4.2. Existing Tests
 - 7.4.3. What to Do in Case of a Positive Test?



A unique, key, and decisive educational experience to boost your professional development”

05

Methodology

This academic program offers students a different way of learning. Our methodology uses a cyclical learning approach: **Relearning**.

This teaching system is used, for example, in the most prestigious medical schools in the world, and major publications such as the **New England Journal of Medicine** have considered it to be one of the most effective.



“

Discover Relearning, a system that abandons conventional linear learning, to take you through cyclical teaching systems: a way of learning that has proven to be extremely effective, especially in subjects that require memorization"

At TECH we use the Case Method

What should a professional do in a given situation? Throughout the program, students will face multiple simulated clinical cases, based on real patients, in which they will have to do research, establish hypotheses, and ultimately resolve the situation. There is an abundance of scientific evidence on the effectiveness of the method. Specialists learn better, faster, and more sustainably over time.

With TECH you will experience a way of learning that is shaking the foundations of traditional universities around the world.



According to Dr. Gérvas, the clinical case is the annotated presentation of a patient, or group of patients, which becomes a "case", an example or model that illustrates some peculiar clinical component, either because of its teaching power or because of its uniqueness or rarity. It is essential that the case is based on current professional life, trying to recreate the real conditions in the physician's professional practice.

“

Did you know that this method was developed in 1912, at Harvard, for law students? The case method consisted of presenting students with real-life, complex situations for them to make decisions and justify their decisions on how to solve them. In 1924, Harvard adopted it as a standard teaching method”

The effectiveness of the method is justified by four fundamental achievements:

1. Students who follow this method not only achieve the assimilation of concepts, but also a development of their mental capacity, through exercises that evaluate real situations and the application of knowledge.
2. Learning is solidly translated into practical skills that allow the student to better integrate into the real world.
3. Ideas and concepts are understood more efficiently, given that the example situations are based on real-life.
4. Students like to feel that the effort they put into their studies is worthwhile. This then translates into a greater interest in learning and more time dedicated to working on the course.



Relearning Methodology

At TECH we enhance the case method with the best 100% online teaching methodology available: Relearning.

This university is the first in the world to combine the study of clinical cases with a 100% online learning system based on repetition, combining a minimum of 8 different elements in each lesson, a real revolution with respect to the mere study and analysis of cases.

Professionals will learn through real cases and by resolving complex situations in simulated learning environments. These simulations are developed using state-of-the-art software to facilitate immersive learning.



At the forefront of world teaching, the Relearning method has managed to improve the overall satisfaction levels of professionals who complete their studies, with respect to the quality indicators of the best online university (Columbia University).

With this methodology, more than 250,000 physicians have been trained with unprecedented success in all clinical specialties regardless of surgical load. Our pedagogical methodology is developed in a highly competitive environment, with a university student body with a strong socioeconomic profile and an average age of 43.5 years old.

Relearning will allow you to learn with less effort and better performance, involving you more in your specialization, developing a critical mindset, defending arguments, and contrasting opinions: a direct equation to success.

In our program, learning is not a linear process, but rather a spiral (learn, unlearn, forget, and re-learn). Therefore, we combine each of these elements concentrically.

The overall score obtained by TECH's learning system is 8.01, according to the highest international standards.



This program offers the best educational material, prepared with professionals in mind:



Study Material

All teaching material is produced by the specialists who teach the course, specifically for the course, so that the teaching content is highly specific and precise.

These contents are then applied to the audiovisual format, to create the TECH online working method. All this, with the latest techniques that offer high quality pieces in each and every one of the materials that are made available to the student.



Surgical Techniques and Procedures on Video

TECH introduces students to the latest techniques, the latest educational advances and to the forefront of current medical techniques. All of this in direct contact with students and explained in detail so as to aid their assimilation and understanding. And best of all, you can watch the videos as many times as you like.



Interactive Summaries

The TECH team presents the contents attractively and dynamically in multimedia lessons that include audio, videos, images, diagrams, and concept maps in order to reinforce knowledge.

This exclusive educational system for presenting multimedia content was awarded by Microsoft as a "European Success Story".



Additional Reading

Recent articles, consensus documents and international guidelines, among others. In TECH's virtual library, students will have access to everything they need to complete their course.





Expert-Led Case Studies and Case Analysis

Effective learning ought to be contextual. Therefore, TECH presents real cases in which the expert will guide students, focusing on and solving the different situations: a clear and direct way to achieve the highest degree of understanding.



Testing & Retesting

We periodically evaluate and re-evaluate students' knowledge throughout the program, through assessment and self-assessment activities and exercises, so that they can see how they are achieving their goals.



Classes

There is scientific evidence on the usefulness of learning by observing experts. The system known as Learning from an Expert strengthens knowledge and memory, and generates confidence in future difficult decisions.



Quick Action Guides

TECH offers the most relevant contents of the course in the form of worksheets or quick action guides. A synthetic, practical, and effective way to help students progress in their learning.



06

Certificate

The Postgraduate Diploma in Management of Pediatric Rheumatic Diseases guarantees students, in addition to the most rigorous and up to date education, access to a Postgraduate Diploma issued by TECH Global University.



“

Successfully complete this program and receive your university qualification without having to travel or fill out laborious paperwork”

This program will allow you to obtain your **Postgraduate Diploma in Management of Pediatric Rheumatic Diseases** endorsed by **TECH Global University**, the world's largest online university.

TECH Global University is an official European University publicly recognized by the Government of Andorra ([official bulletin](#)). Andorra is part of the European Higher Education Area (EHEA) since 2003. The EHEA is an initiative promoted by the European Union that aims to organize the international training framework and harmonize the higher education systems of the member countries of this space. The project promotes common values, the implementation of collaborative tools and strengthening its quality assurance mechanisms to enhance collaboration and mobility among students, researchers and academics.

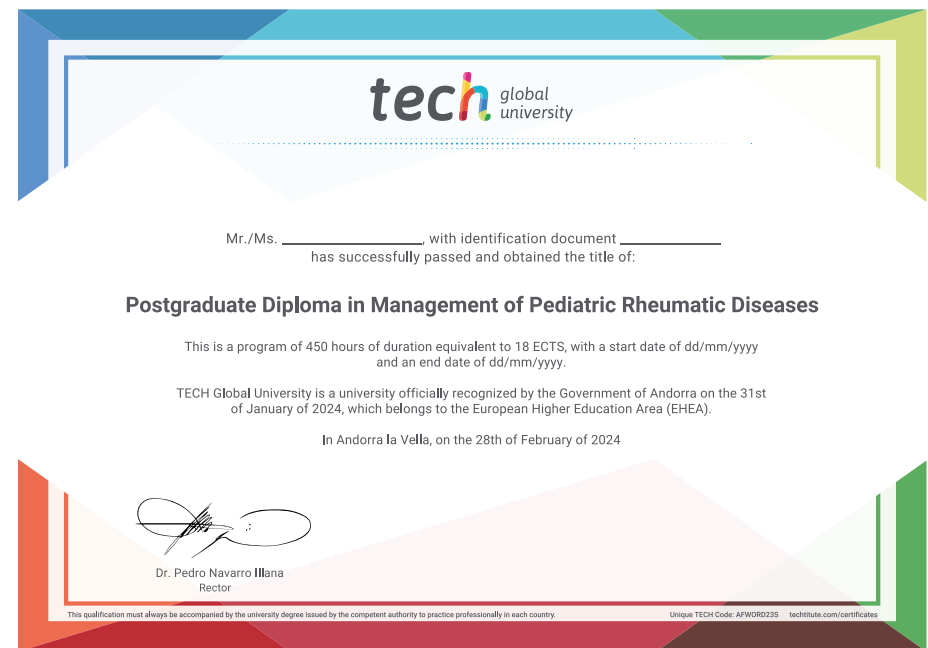
This **TECH Global University** title is a European program of continuing education and professional updating that guarantees the acquisition of competencies in its area of knowledge, providing a high curricular value to the student who completes the program.

Title: **Postgraduate Diploma in Management of Pediatric Rheumatic Diseases**

Modality: **online**

Duration: **6 months**

Accreditation: **18 ECTS**



*Apostille Convention. In the event that the student wishes to have their paper diploma issued with an apostille, TECH Global University will make the necessary arrangements to obtain it, at an additional cost.

future

health confidence people

education information tutors

guarantee accreditation teaching

institutions technology learning

community commitment

personalized service innovation

knowledge present

online training

development language

virtual classroom

tech global
university

Postgraduate Diploma
Management of Pediatric
Rheumatic Diseases

- » Modality: online
- » Duration: 6 months
- » Certificate: TECH Global University
- » Credits: 18 ECTS
- » Schedule: at your own pace
- » Exams: online

Postgraduate Diploma Management of Pediatric Rheumatic Diseases

