

Postgraduate Diploma

Main Techniques and Tools in Aesthetic Medicine





Postgraduate Diploma Main Techniques and Tools in Aesthetic Medicine

- » Modality: online
- » Duration: 6 months
- » Certificate: TECH Technological University
- » Dedication: 16h/week
- » Schedule: at your own pace
- » Exams: online

Website: www.techtute.com/in/medicine/postgraduate-diploma/postgraduate-diploma-main-techniques-tools-aesthetic-medicine

Index

01

Introduction

p. 4

02

Objectives

p. 8

03

Course Management

p. 12

04

Structure and Content

p. 18

05

Methodology

p. 26

06

Certificate

p. 34

01

Introduction

The importance of physical beauty has grown exponentially in recent times. This rapid development has created a need for continuous professional development. Consequently, companies dedicated to the sector require more and more professionals with expertise on the use of the most cutting-edge techniques, using the most advanced tools. TECH has created this innovative and practical Postgraduate Diploma, precisely for this reason. Thus, in only 6 months, students will explore advances in dermocosmetics, expand their knowledge of regenerative medicine and will become skilled in the use of light sources in aesthetic medicine, among other techniques. This is a modern and dynamic academic experience that will allow students to update their practice in a 100% online format.





“

The importance of image and aesthetics in today's world makes this Postgraduate Diploma an essential program for professionals in the sector”

The Postgraduate Diploma in Main Techniques and Tools in Aesthetic Medicine is designed to provide physicians with the necessary knowledge for professional practice in this area. It brings an added dimension to professional life and opens the door to an area of growing demand in healthcare.

Unlike other programs, it offers a comprehensive, in-depth and focused review of the Main Techniques and Tools in Aesthetic Medicine, with the aim of restoring, improving, beautifying and perfecting physical appearance, prolonging the life of patients, improving quality of life and controlling, delaying and even preventing the loss of physical and mental faculties. All this allows better prescription of anti-aging treatments and optimization of results through the application of knowledge from different related disciplines.

This Postgraduate Diploma is an intense program designed to equip professionals with a comprehensive overview of Aesthetic Medicine and expertise on the technologies, materials and treatments in this field, educating students in an ethical and responsible way. Thus, this postgraduate program provides high-level professional development, which contributes to excellent healthcare.

This **Postgraduate Diploma in Main Techniques and Tools in Aesthetic Medicine** contains the most complete and up-to-date scientific program on the market. The most important features include:

- ♦ The examination of case studies presented by experts in Techniques and Tools in Aesthetic Medicine
- ♦ Graphic, schematic, and practical contents which provide scientific and practical information on the disciplines that are essential for professional practice
- ♦ The latest developments in Techniques and Tools in Aesthetic Medicine
- ♦ Practical exercises where self-assessment can be carried out to improve learning
- ♦ Special emphasis on innovative methodologies for the use of Techniques and Tools in Aesthetic Medicine
- ♦ Theoretical lessons, questions to the expert, debate forums on controversial topics, and individual reflection work
- ♦ Content that is accessible from any fixed or portable device with an internet connection



Do not hesitate to take this educational program with us. You will find the best teaching material with virtual lessons"

“

This Postgraduate Diploma is the best investment you can make when selecting a refresher program, for two reasons: in addition to updating your knowledge in Techniques and Tools in Aesthetic Medicine, you will obtain a Postgraduate Diploma from TECH Technological University”

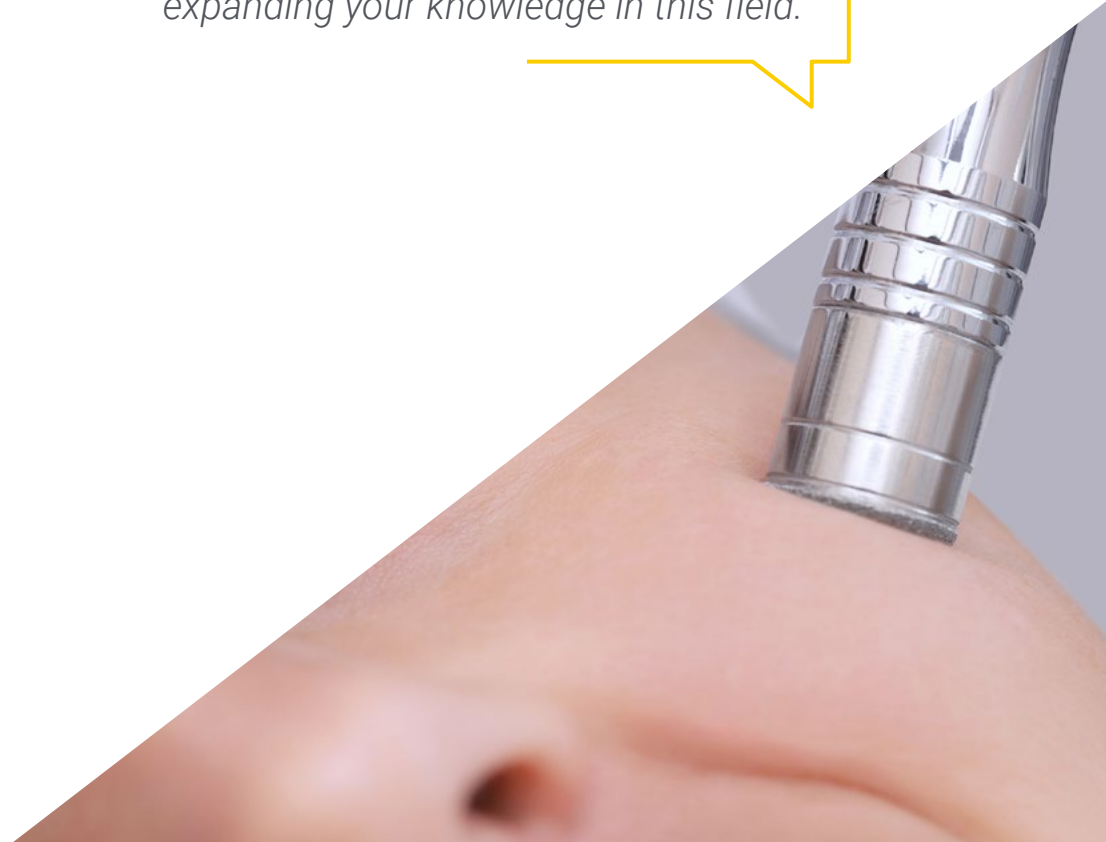
The teaching staff includes professionals from the field of Aesthetic Medicine, who bring their experience to this program, as well as renowned specialists from leading societies and prestigious universities.

The multimedia content, developed with the latest educational technology, will provide professionals with situated and contextual learning, i.e., a simulated environment that will provide an immersive program designed to prepare them for real situations.

This program is designed around Problem-Based Learning, whereby the physician must try to solve the different professional practice situations that arise throughout the program. For this purpose, the professor will be assisted by an innovative interactive video system created by renowned experts in the field of Techniques and Tools in Aesthetic Medicine and with extensive experience.

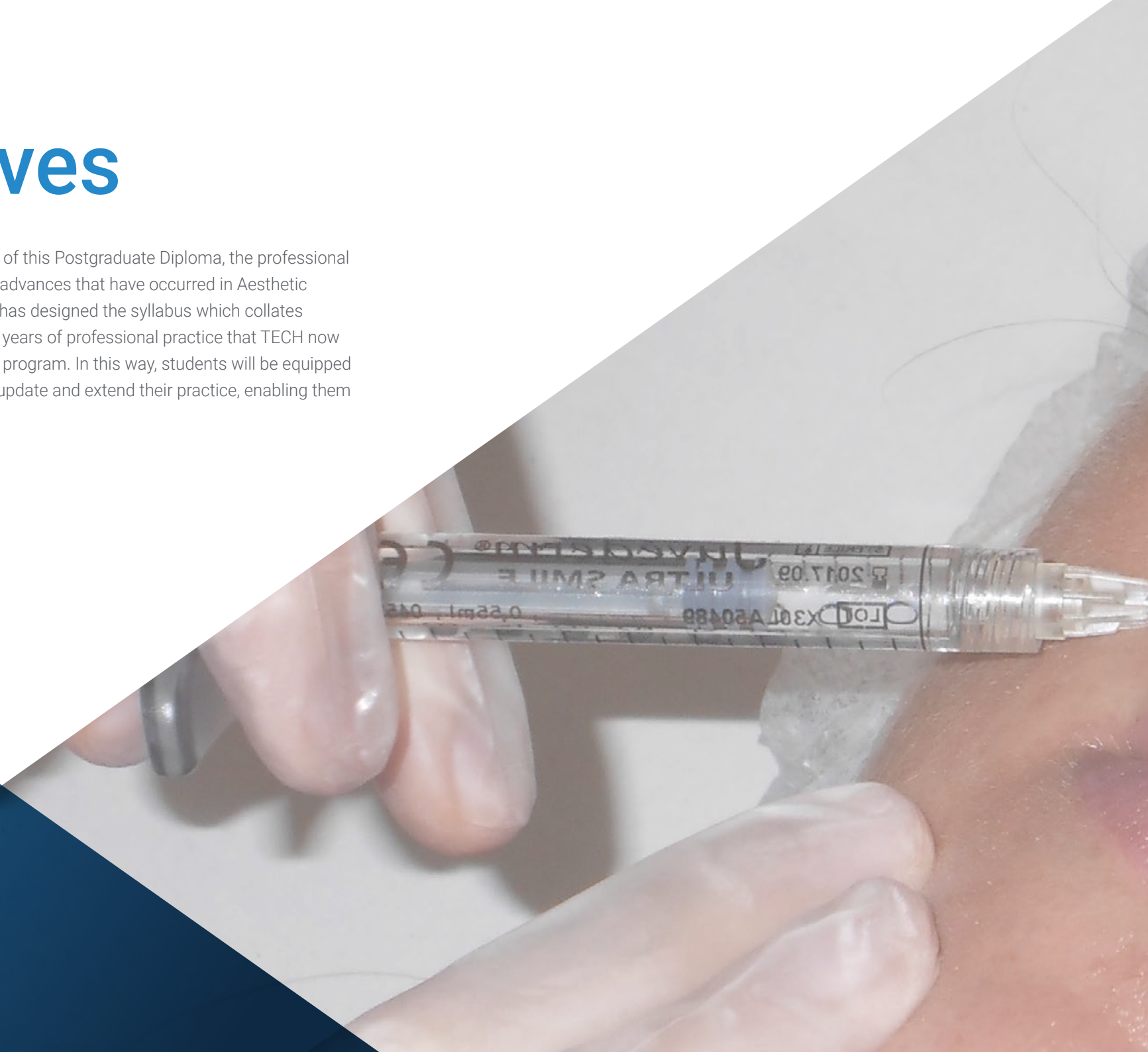
A complete program that will help you keep up to date with the Main Techniques and Tools in Aesthetic Medicine.

This 100% online Postgraduate Diploma will allow you to combine your studies with your professional work while expanding your knowledge in this field.



02 Objectives

Throughout the 600 teaching hours of this Postgraduate Diploma, the professional will be able to get up to date on the advances that have occurred in Aesthetic Medicine. An expert teaching team has designed the syllabus which collates valuable information compiled over years of professional practice that TECH now makes available to students on this program. In this way, students will be equipped with essential skills and abilities to update and extend their practice, enabling them to become first-rate professionals.





“

Thanks to this Postgraduate Diploma, you will be able to broaden your expertise on the Main Techniques and Tools in Aesthetic Medicine and learn about the latest advances in the field”

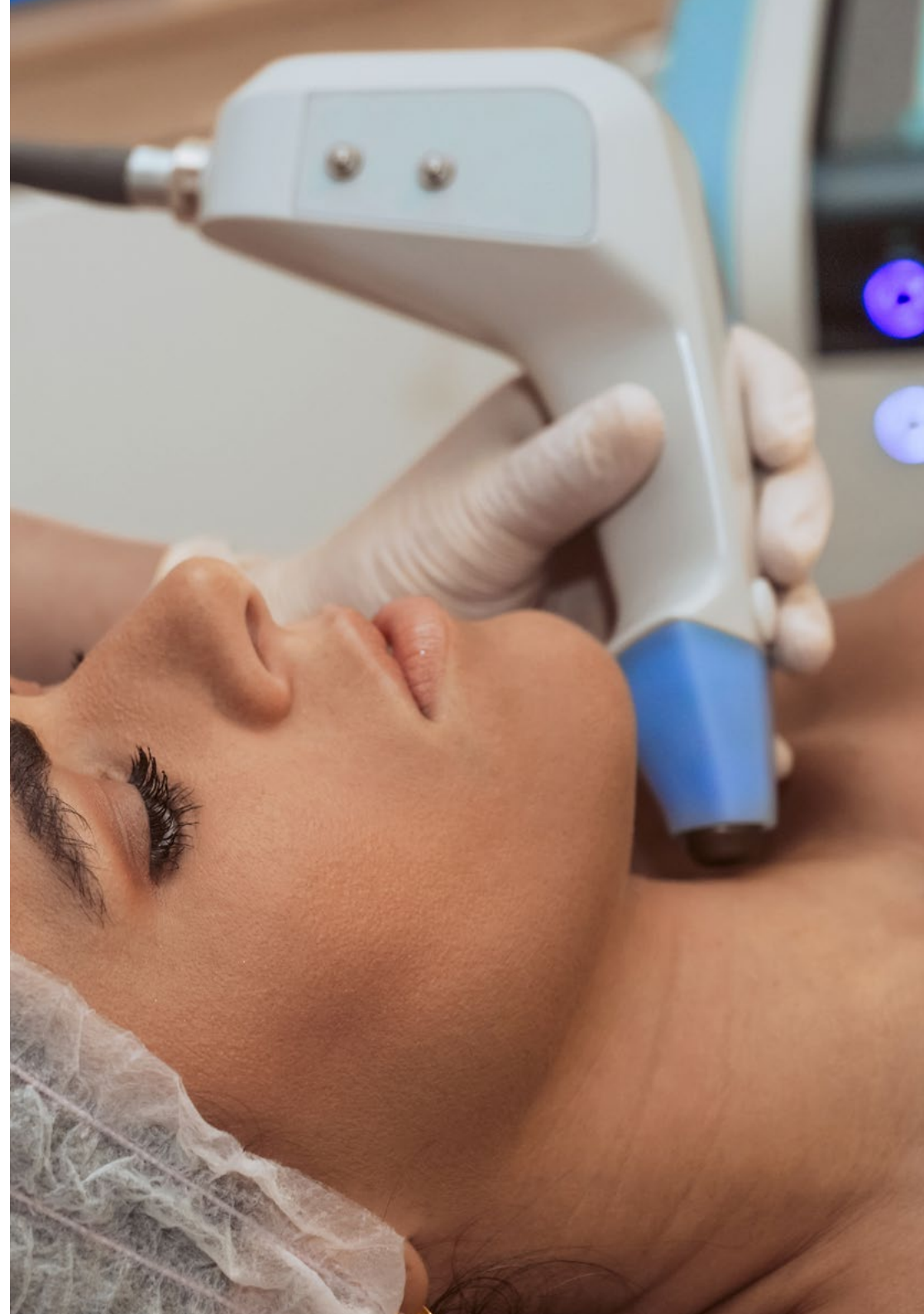


General Objectives

- ♦ Impart knowledge on all forms of antiaging and aesthetic treatments, incorporating the necessary tools for daily professional practice
- ♦ Learn how to control, delay and prevent the aging process



Make the most of this opportunity and take the next step to get up to date on the latest developments in the Main Techniques and Tools in Aesthetic Medicine”





Specific Objectives

Module 1. Peels. Peels

- ♦ Learn to effectively use different types of peels in rejuvenation treatments and the treatment of certain skin disorders, demonstrating knowledge of the most used active ingredients and their action mechanisms
- ♦ Select patients in an appropriate manner, perform prior preparation of the skin, including correct follow-up and prescription of post-peel treatment, bearing in mind the usual side-effects following application of each chemical agent or combination of agents
- ♦ Understand the possible adverse effects of peels and their treatments

Module 2. Applications of Botulinum Toxin in Dermatology and Aesthetics: Regenerative Medicine for Aesthetic Purposes

- ♦ Learn how to use temporary filler materials
- ♦ Gain insight into the correction of volume defects associated with tissue atrophy secondary to aging
- ♦ Gain up-to-date knowledge on filler materials to create a comprehensive rejuvenation protocol that works with absolute guarantees of safety by knowing their components and short- and long-term side effects

Module 3. Facial Implants in Aesthetics

- ♦ Gain in-depth knowledge of facial anatomy
- ♦ Get up to date on the latest techniques and procedures in facial implantology
- ♦ Acquire techniques to harmonize facial contours through the use of facial implants

Module 4. Laser and Light Sources in Aesthetic Medicine

- ♦ Provide students with the appropriate knowledge to use the different types of lasers and light sources for rejuvenation and the effective treatment of skin disorders, including an understanding of the basic principles of physics on which their use is based and not forgetting related safety guidelines
- ♦ Provide up-to-date information on the use of lasers for pigmented lesions, rejuvenation, vascular lesions and hair removal, with emphasis on the appropriate selection of the technology that enables us to adapt to the needs of each patient, based on a comprehensive overview of treatment strategies, indications, contraindications and possible adverse effects
- ♦ Get up to date on the types of authorized botulinum toxin, precise knowledge of the action mechanisms of each one and the detailed instructions for each anatomical area
- ♦ Know about the therapeutic application of the factors affecting biological processes
- ♦ Study growth factors involved in tissue regeneration

03

Course Management

The teaching staff includes leading experts in Aesthetic Medicine, who pour their professional experience into this program. In addition, other renowned experts participate in its design and elaboration, completing the program in an interdisciplinary manner.





“

*The leading experts in Aesthetic
Medicine have joined forces to share all
their knowledge in this field with you"*

Management



Dr. Mosquera González, Margarita

- ♦ Medical Director of the Integral Aesthetic Medicine Department. C&M Clinic. Rivas. Madrid
- ♦ Specialist in the Preventive Medicine Unit at the Fundación Alcorcón University Hospital
- ♦ Specialist in Aesthetic and Antiaging Medicine



Dr. Lacosta Esclapez, Pilar

- ♦ Head of the Lipedema Unit Aesthetic Medicine Department Viamed Hospitals
- ♦ Head of the Department of Oncological Aesthetic Medicine at the Plastic Surgery Clinic of Dr. Granado Tiogonce
- ♦ Head of the Oncology Patient Quality of Life Unit
- ♦ Aesthetic Physician at Nuestra Señora de La Paloma Hospital
- ♦ Aesthetic Physician at Pilar Lacosta Clinic
- ♦ Medical Director of the Center for Dependency Sergesa
- ♦ Director of the oncological aesthetic medicine unit at Dr. Granado's clinic in Pozuelo de Alarcón
- ♦ Medical Director of Dr. Pilar Lacosta Clinic in Boadilla del Monte
- ♦ Member of the Board of Directors of the group of experts in aesthetic medicine in oncological patients (GEMEON), SEMNO (Spanish Society of Nutrition and Orthomolecular Medicine), SEME (Spanish Society of Aesthetic Oncological Medicine)

Professors

Dr. Ugarte López, Nuria

- ♦ Director of the Aesthetic Medical Center Dra. Nuria Ugarte
- ♦ Expert in quality of life and medical-aesthetic care of the oncology patient
- ♦ Member of the Board of Directors of the Group of Experts in Esthetic Medicine in Oncology Patients (GEMEON)
- ♦ Member of the Spanish Society of Aesthetic Medicine Spanish Society of Aesthetic Medicine (SEME) and Riojan Society of Aesthetic Medicine (SRME)

Dr. De Toledo Heras, María

- ♦ Specialist in Neurology, Neurology Department, La Princesa University Hospital
- ♦ Head of the Epilepsy Unit. Neurology Department, La Princesa University Hospital Madrid
- ♦ Specialist in Neurology, Doce de Octubre University Hospital
- ♦ Specialty in cognitive disorders and dementias
- ♦ PhD in Neurosciences

Dr. Chicón García, Jesús

- ♦ Medical Director Chez Jolie Clinic
- ♦ Medical Director JEISAMED Clinics
- ♦ Medical Director Salutae
- ♦ Master's Degree in Aesthetic Medicine and Hospital Nutrition
- ♦ European Expert in Quality Management. Spanish Quality Agency
- ♦ European Expert in Research, Development, and Innovation. Spanish Quality Agency

Dr. Arroyo Romo, César

- ♦ Head Physician of the Medical Regenerative and Aesthetic Laser Unit of the Montepríncipe Medical Hospital in Madrid
- ♦ President of the Spanish Society of Esthetic, Regenerative, and Functional Gynecology
- ♦ Former International Director of the Iberoamerican Academy of Medical Lasers. AILMED
- ♦ International lecturer in Aesthetic Medicine, Aesthetic and Laser Techniques
- ♦ Member of numerous leading Societies, North American Society of Surgical Medical Laser ASLMS, Spanish Society of Surgical Medical Laser SELMQ Portuguese Society of Aesthetic Medicine (SPME), Scientific Committee of the International Association of Aesthetic Gynecology and Sexual Wellbeing IAAGSWS, International Society of Aesthetic Gynecology ISAGSS

Dr. Aldana López, Guillermo

- ♦ Director of Aldana Laser Miami and Aldana Laser Center Venezuela
- ♦ Responsible for the study of Light Technology Applications in Facial Rejuvenation Treatment
- ♦ Best Communication Award at the 29th Congress of the Spanish Society of Medical Surgical Laser, Photoepilation with Alexandrite Laser on skin grafts after facial reconstructive surgery
- ♦ Member of several societies, American Society of Medical Laser, American Society of Aesthetic Medicine, American Society of Aesthetic Medicine

Dr. Saco Mera, Edmundo

- ♦ Medical Director at D'Láser Clinic
- ♦ National and International Speaker of Laser and Photoluminescent Platforms for some of the most important laser equipment commercial manufacturers
- ♦ Speaker at national and international congresses and courses on aesthetic medicine and medical laser
- ♦ Collaborator of the Editorial Committee of the Scientific Journal of the Faculty of Medicine, Ricardo Palma University

Dr. Del Cura Rodríguez, José Luis

- ♦ Head of the Radiodiagnosis the Department of the Donostia University Hospital
- ♦ Head of Section of the Radiodiagnostic Service at the Basurto Hospital, Vizcaya
- ♦ Head of Radiology Department, Donostia - OSI Donostialdea University Hospital
- ♦ President of the Spanish Ultrasound Society (SEUS)
- ♦ Former President of the Spanish Society of Radiology SERAM

Dr. Esteban Herrero, Margarita

- ♦ Medical Director of the Aesthetic Medical Center Clinic, Dra. Esteban
- ♦ Specialist in Aesthetic Medicine and Director of the Aesthetic Clinic
- ♦ President of the group of experts in oncological aesthetic medicine (GEMEON)
- ♦ Member of the Spanish Society of Aesthetic Medicine (SEME)

Dr. Alonso García, Marcos

- ♦ Public Health Technician, Government of the Community of Madrid
- ♦ Specialist in the Preventive Medicine Unit of the University Hospital Fundación Alcorcón

Dr. Rocés Menéndez, Ana

- ♦ Medical Director of Merz Pharma for Spain and Portugal
- ♦ Medical Director of Merz Center of Excellence Aesthetic Medicine Clinic
- ♦ Specialist in Aesthetic, Cosmetic and Antiaging Medicine
- ♦ Master in Pharmaceutical Marketing

Dr. Sans Durán, Cristina

- ♦ Degree in Medicine and Surgery
- ♦ Emergency Physician in the 112 Emergency Department
- ♦ Aesthetic and Cosmetic Physician
- ♦ PhD on Nutrition and Obesity




A unique, key, and decisive educational experience to boost your professional development"

04

Structure and Content

The syllabus has been designed by leading professionals in Aesthetic Medicine, with extensive experience and excellent standing in the profession, backed by a large volume of cases reviewed, studied, and diagnosed, and with extensive knowledge of new teaching technologies.





“

This Postgraduate Diploma in Main Techniques and Tools in Aesthetic Medicine contains the most complete and up-to-date scientific program on the market”

Module 1. Peels, Peels

- 1.1. General Aspects
 - 1.1.1. History: Definition
 - 1.1.2. Skin Structure
 - 1.1.3. Types of Peel and Common Indications and Other Indications
 - 1.1.4. Patient Selection: The Importance of the Medical History
 - 1.1.5. Correct Diagnosis: Wood's Light and Dermatoscope
 - 1.1.6. Informed Consent Form
- 1.2. Advance Preparation
 - 1.2.1. Skin Preparation: General Skin Care and Home Treatment
 - 1.2.2. Antiherpetic Prophylaxis
 - 1.2.3. Preanesthetic Assessment Indications
- 1.3. Superficial Peels
 - 1.3.1. Types of Very Superficial and Superficial Peels
 - 1.3.2. Action Mechanism
 - 1.3.3. Indications for Superficial Peels
 - 1.3.4. Contraindications
 - 1.3.5. Procedure
- 1.4. Medium Peels
 - 1.4.1. Types of Medium Peel
 - 1.4.2. Action Mechanism
 - 1.4.3. Indications for Medium Peels
 - 1.4.4. Contraindications
 - 1.4.5. Procedure
- 1.5. Deep Peels
 - 1.5.1. Introduction to Deep Peels
 - 1.5.2. Deep Peel Patient Selection
 - 1.5.3. Deep Phenol Peels
 - 1.5.4. Outpatient Phenol Peels
 - 1.5.5. Procedure

- 1.6. Post Peel Care: Adverse Effects and their Treatment
 - 1.6.1. General Recommendations and Specific Post Peel Care
 - 1.6.2. Adverse Effects and their Treatment
- 1.7. Introduction to Dermocosmetics
 - 1.7.1. Skin Types
 - 1.7.2. What is a Cosmetic?
 - 1.7.3. Ingredients in a Cosmetic Product
 - 1.7.4. Cosmetic Forms
 - 1.7.5. Mechanisms of Absorption of Cosmetics
- 1.8. General Cosmetic Skin Care
 - 1.8.1. Hygiene
 - 1.8.2. Hydration
 - 1.8.3. Depigmenting Agents
 - 1.8.4. Photoprotection
- 1.9. Specific Cosmetic Care
 - 1.9.1. Aging
 - 1.9.2. Acne
 - 1.9.3. Other Disorders: Rosacea
- 1.10. Pharmaceutical Compounding in Cosmetics

Module 2. Applications of Botulinum Toxin in Dermatology and Aesthetics: Regenerative Medicine for Aesthetic Purposes

- 2.1. Types of Botulinum Toxin
 - 2.1.1. What is Botulinum Toxin?
 - 2.1.2. Characteristics and Types of Botulinum Toxin
 - 2.1.3. Action Mechanism
- 2.2. Botulinum Toxins Authorized for Aesthetic Use
 - 2.2.1. Trade Names of Type A Botulinum Toxins
 - 2.2.2. Toxins Authorized for Aesthetic Use
 - 2.2.3. Toxins Authorized for Other Conditions: Type B Botulinum Toxin
 - 2.2.4. Toxin Reconstitution: Conservation
 - 2.2.5. Injection Technique
 - 2.2.6. Post-Treatment Recommendations



- 2.3. Indications for Treatment of Expression Wrinkles
 - 2.3.1. Indications for Treatment on Forehead Wrinkles
 - 2.3.2. Indications for Treatment on Glabellar Lines
 - 2.3.3. Indications for Treatment on Periorcular Wrinkles
 - 2.3.4. Indications for the Treatment of Eyebrows
 - 2.3.5. Indications for Treatment of the Suborbital Region and Nose
 - 2.3.6. Indications Treatment of Vertical Upper Lip Wrinkles
 - 2.3.7. Indications for Treatment of the Corners of the Mouth
 - 2.3.8. Indications for Treatment of the Chin
 - 2.3.9. Indications for Treatment of the Neck
- 2.4. Treatment of the Upper Third: Anatomy of Facial Marks
 - 2.4.1. Frontal Muscles: Treatment of Horizontal Forehead Wrinkles
 - 2.4.2. Glabellar Muscles: Treatment of Frown Lines and Vertical Forehead Wrinkles
 - 2.4.3. Periorbital Region Muscles: Crow's Feet Treatment
 - 2.4.4. Eyebrow Muscles: Eyebrow Lifting. Lateral Brow Lift
 - 2.4.5. Infraorbital and Nasal Muscles: Treatment of Lower Eyelid Wrinkles Nasal Wrinkles
- 2.5. Treatment of the Middle and Lower Third: Neck. Anatomy of Facial Marks
 - 2.5.1. Perioral Muscles: Treatment of Vertical Upper Lip Wrinkles
 - 2.5.2. Perioral Muscles: Marionette Lines. Lifting of the Corner of the Mouth
 - 2.5.3. Chin Muscles: Treatment of Chin Wrinkles
 - 2.5.4. Masseter Muscles: Treatment of Masseter Hypertrophy. Bruxism
 - 2.5.5. Neck Muscles: Treatment of Platysma
- 2.6. Treatment of Hyperhidrosis with Botulinum Toxin
 - 2.6.1. Types of Hyperhidrosis: Axillary and Palmar
 - 2.6.2. Technique of Botulinum Toxin Infiltration in Hyperhidrosis
 - 2.6.3. Truncal Anesthesia in Palmar Hyperhidrosis
 - 2.6.4. Results and Duration
- 2.7. Complications from Botulinum Toxin Application
- 2.8. Introduction to Regenerative Medicine
 - 2.8.1. Regenerative Medicine Concept
 - 2.8.2. Growth Factors

- 2.9. Applications of Regenerative Medicine in Dermatology and Aesthetics: Other Medical Applications
 - 2.9.1. Application in Rejuvenation
 - 2.9.2. Other Conditions: Burns, Scars, Keloids and Stretch Marks
- 2.10. Practical Considerations and Injection Techniques
 - 2.10.1. Obtaining Growth Factors
 - 2.10.2. Skin Infiltration for Rejuvenation
 - 2.10.3. Other Aesthetic Applications

Module 3. Facial Implants in Aesthetics

- 3.1. Introduction to Filler Materials
 - 3.1.1. The Concept of Filler Material
 - 3.1.2. Tissue Response to Filler Materials
 - 3.1.3. History of the Use of Fillers and Facial Support Threads
 - 3.1.4. Facial Exploration Aimed at the Use of Filler Materials: Risk Zones
- 3.2. Filler Materials
 - 3.2.1. Classification of Filler Materials
 - 3.2.2. Autologous Materials: Autologous Fat, Plasmigel, etc
 - 3.2.3. Resorbable Filler Materials
 - 3.2.4. Hyaluronic Acid
 - 3.2.5. Calcium Hydroxyapatite
 - 3.2.6. Collagen
 - 3.2.7. Polylactic Acid
 - 3.2.8. Carboxymethyl Cellulose
- 3.3. Non-Resorbable or Permanent Filler Materials
 - 3.3.1. Legal Situation
 - 3.3.2. Polymethylmethacrylate Microspheres
 - 3.3.3. Silicone
 - 3.3.4. Polyalkylimide or Alkylimide Hydrogel
 - 3.3.5. Polyacrylamide Hydrogel
 - 3.3.6. Iatrogenic Allogeneisis



- 3.4. Indications for the Use of Filler Materials
 - 3.4.1. Facial Diagnosis: Objective to Treat
 - 3.4.2. Injection Technique
 - 3.4.3. Approach to Treatment of the Upper Third
 - 3.4.4. Approach to Treatment of the Middle Third
 - 3.4.5. Approach to Treatment of the Lower Third
 - 3.4.6. Skin Revitalization Techniques
 - 3.4.7. Alert Areas
- 3.5. Rhino-Modeling
 - 3.5.1. Indications and Contraindications for Rhinomodeling
 - 3.5.2. Specific Anatomy: Nasal Proportions
 - 3.5.3. Materials Used for Rhino-Modeling
 - 3.5.4. Rhino-Modeling Technique
 - 3.5.5. Secondary Rhino-Modeling
 - 3.5.6. Complications and Adverse Effects
- 3.6. Lip Implants
 - 3.6.1. Anatomy and Proportions of the Lips
 - 3.6.2. Materials Used for the Lips
 - 3.6.3. Features of Male and Female Lips
 - 3.6.4. Lip Contouring
 - 3.6.5. Lip Volume Enhancement
 - 3.6.6. Rejuvenation of Lips and Peribuccal Area
 - 3.6.7. Lip Moisturizing Technique
 - 3.6.8. Complications and Adverse Effects
- 3.7. Identifying Filler Materials Using Ultrasound
 - 3.7.1. Resorbable Fillers
 - 3.7.2. Semi-Permanent Fillers
 - 3.7.3. Permanent Fillers
 - 3.7.4. Ultrasound for the Management of Complications with Filler Substances
- 3.8. Facial Support Threads
 - 3.8.1. Sutures Features and Mechanism of Action
 - 3.8.2. Indications
 - 3.8.3. Insertion Plan and Insertion Patterns
 - 3.8.4. Insertion Procedure
 - 3.8.5. Types of PDO Threads
 - 3.8.6. APTOS Threads
 - 3.8.7. Cone Yarns, Twin Needles
 - 3.8.8. Treatment Plan
 - 3.8.9. Approach to Complications and AE
 - 3.8.10. Combination with Other Tightening Treatments
- 3.9. Adverse Effects and Complications of Filler Materials
 - 3.9.1. Early General Complications, Prevention, and Treatment
 - 3.9.2. Late General Complications, Prevention, and Treatment
 - 3.9.3. Complications Associated with Hyaluronic Acid Injections
 - 3.9.4. Complications Associated with Calcium Hydroxyapatite Injections
 - 3.9.5. Complications Associated with Deep Sutures and PDO Threads
 - 3.9.6. Complications Associated with the Use of Permanent Materials
 - 3.9.7. Hyaluronidase
- 3.10. Suture and Implant Approach for the Male Patient
 - 3.10.1. Aging Process in Male Patients
 - 3.10.2. General Considerations for Filler Treatment in Male Patients
 - 3.10.3. Volume Restoration in the Middle Third
 - 3.10.4. Volume Restoration in the Lower Third
 - 3.10.5. Facial Masculinization

Module 4. Laser and Light Sources in Aesthetic Medicine

- 4.1. History of the Use of Light Sources: Current Indications
 - 4.1.1. History of the Use of Light Sources
 - 4.1.2. What is Light? What is Wavelength? What is a Chromophore?
 - 4.1.3. Fabric Optics
 - 4.1.4. Interaction of Light and Tissue: Biological Effects
 - 4.1.5. Therapeutic Effects: Theories of Action
 - 4.1.6. Light Emission Systems: Laser, Intense Pulsed Light and LEDs
- 4.2. Treatment of Vascular Lesions
 - 4.2.1. Main Indications: Most Commonly Used Laser Types and Light Sources
 - 4.2.2. Contraindications
 - 4.2.3. Side Effects
- 4.3. Treatment of Pigmented Lesions and Tattoos
 - 4.3.1. Differential Diagnosis of Pigmented Lesions: Importance of the Use of Wood's Light and the Dermatoscope
 - 4.3.2. Laser and light Source Treatment of Pigmented Lesions
 - 4.3.3. Laser Treatment of Tattoos
 - 4.3.4. Contraindications
 - 4.3.5. Side Effects
- 4.4. Laser Photoepilation and Light Sources
 - 4.4.1. Patient Selection and Types of Treatment
 - 4.4.2. Treatment of Particular Cases
 - 4.4.3. Contraindications
 - 4.4.4. Side Effects
- 4.5. Treatment of Acne, Scars, and Stretch Marks with Lasers and Light Sources
 - 4.5.1. Acne: Treatment with Laser and Light Sources, Contraindications and Side Effects
 - 4.5.2. Scars: Grading, Treatment Types, Contraindications and Side Effects
 - 4.5.3. Stretch Marks: Types of Treatment, Contraindications and Side Effects





- 4.6. Rejuvenation
 - 4.6.1. Ablative
 - 4.6.2. Non-Ablative
 - 4.6.3. Fractional Treatment
 - 4.6.4. Combination of Treatments
 - 4.6.5. Contraindications
 - 4.6.6. Side Effects
- 4.7. Localized Fat Treatment
 - 4.7.1. Laser Lipolysis
 - 4.7.2. LLLT (Low Level Laser Therapy)
- 4.8. Photobiomodulation
 - 4.8.1. What is Photobiomodulation?
 - 4.8.2. Indications
 - 4.8.3. Contraindications
 - 4.8.4. Side Effects
- 4.9. Photodynamic Therapy
 - 4.9.1. Definition
 - 4.9.2. Indications
 - 4.9.3. Contraindications
 - 4.9.4. Side Effects
- 4.10. Safety in the Use of Light Sources
 - 4.10.1. Eye Protection
 - 4.10.2. Occupational Hazards

“ *This will be a key training to advance your career* ”

05

Methodology

This academic program offers students a different way of learning. Our methodology uses a cyclical learning approach: **Relearning**.

This teaching system is used, for example, in the most prestigious medical schools in the world, and major publications such as the **New England Journal of Medicine** have considered it to be one of the most effective.



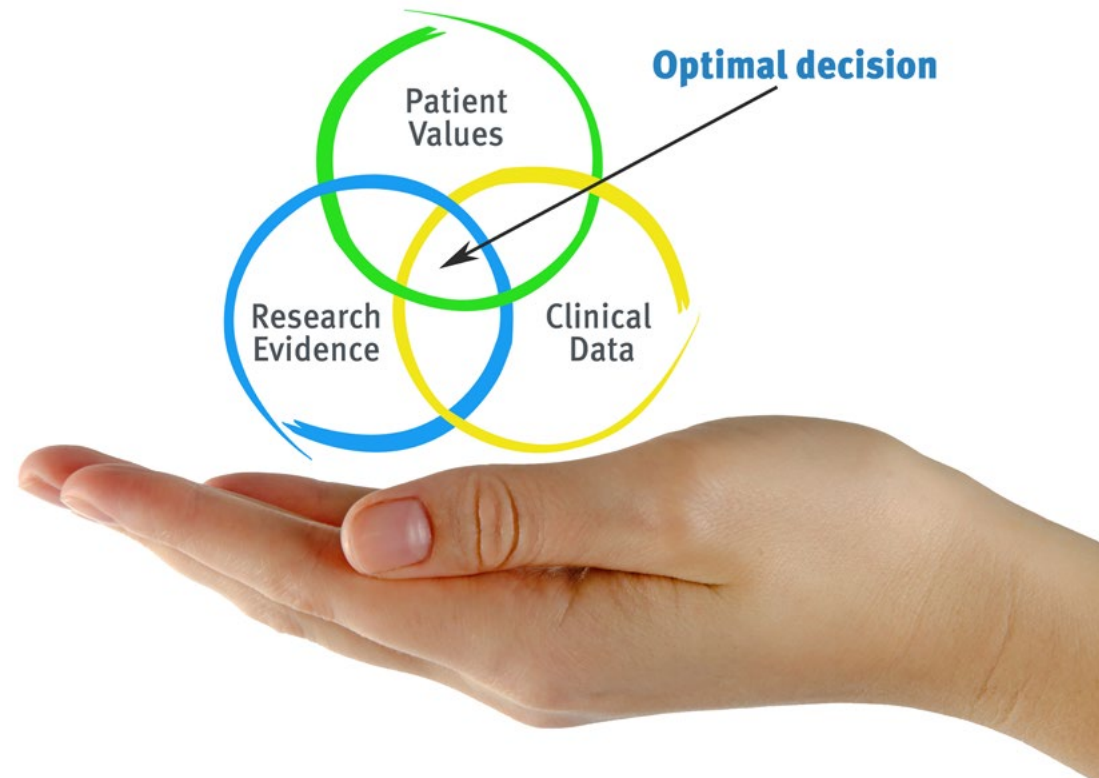
“

Discover Relearning, a system that abandons conventional linear learning, to take you through cyclical teaching systems: a way of learning that has proven to be extremely effective, especially in subjects that require memorization”

At TECH we use the Case Method

What should a professional do in a given situation? Throughout the program, students will face multiple simulated clinical cases, based on real patients, in which they will have to do research, establish hypotheses, and ultimately resolve the situation. There is an abundance of scientific evidence on the effectiveness of the method. Specialists learn better, faster, and more sustainably over time.

With TECH you will experience a way of learning that is shaking the foundations of traditional universities around the world.



According to Dr. Gérvas, the clinical case is the annotated presentation of a patient, or group of patients, which becomes a "case", an example or model that illustrates some peculiar clinical component, either because of its teaching power or because of its uniqueness or rarity. It is essential that the case is based on current professional life, trying to recreate the real conditions in the physician's professional practice.

“

Did you know that this method was developed in 1912, at Harvard, for law students? The case method consisted of presenting students with real-life, complex situations for them to make decisions and justify their decisions on how to solve them. In 1924, Harvard adopted it as a standard teaching method”

The effectiveness of the method is justified by four fundamental achievements:

1. Students who follow this method not only achieve the assimilation of concepts, but also a development of their mental capacity, through exercises that evaluate real situations and the application of knowledge.
2. Learning is solidly translated into practical skills that allow the student to better integrate into the real world.
3. Ideas and concepts are understood more efficiently, given that the example situations are based on real-life.
4. Students like to feel that the effort they put into their studies is worthwhile. This then translates into a greater interest in learning and more time dedicated to working on the course.



Relearning Methodology

At TECH we enhance the case method with the best 100% online teaching methodology available: Relearning.

This university is the first in the world to combine the study of clinical cases with a 100% online learning system based on repetition, combining a minimum of 8 different elements in each lesson, a real revolution with respect to the mere study and analysis of cases.

Professionals will learn through real cases and by resolving complex situations in simulated learning environments. These simulations are developed using state-of-the-art software to facilitate immersive learning.



At the forefront of world teaching, the Relearning method has managed to improve the overall satisfaction levels of professionals who complete their studies, with respect to the quality indicators of the best online university (Columbia University).

With this methodology, more than 250,000 physicians have been trained with unprecedented success in all clinical specialties regardless of surgical load. Our pedagogical methodology is developed in a highly competitive environment, with a university student body with a strong socioeconomic profile and an average age of 43.5 years old.

Relearning will allow you to learn with less effort and better performance, involving you more in your specialization, developing a critical mindset, defending arguments, and contrasting opinions: a direct equation to success.

In our program, learning is not a linear process, but rather a spiral (learn, unlearn, forget, and re-learn). Therefore, we combine each of these elements concentrically.

The overall score obtained by TECH's learning system is 8.01, according to the highest international standards.



This program offers the best educational material, prepared with professionals in mind:



Study Material

All teaching material is produced by the specialists who teach the course, specifically for the course, so that the teaching content is highly specific and precise.

These contents are then applied to the audiovisual format, to create the TECH online working method. All this, with the latest techniques that offer high quality pieces in each and every one of the materials that are made available to the student.



Surgical Techniques and Procedures on Video

TECH introduces students to the latest techniques, the latest educational advances and to the forefront of current medical techniques. All of this in direct contact with students and explained in detail so as to aid their assimilation and understanding. And best of all, you can watch the videos as many times as you like.



Interactive Summaries

The TECH team presents the contents attractively and dynamically in multimedia lessons that include audio, videos, images, diagrams, and concept maps in order to reinforce knowledge.

This exclusive educational system for presenting multimedia content was awarded by Microsoft as a "European Success Story".



Additional Reading

Recent articles, consensus documents and international guidelines, among others. In TECH's virtual library, students will have access to everything they need to complete their course.





Expert-Led Case Studies and Case Analysis

Effective learning ought to be contextual. Therefore, TECH presents real cases in which the expert will guide students, focusing on and solving the different situations: a clear and direct way to achieve the highest degree of understanding.



Testing & Retesting

We periodically evaluate and re-evaluate students' knowledge throughout the program, through assessment and self-assessment activities and exercises, so that they can see how they are achieving their goals.



Classes

There is scientific evidence on the usefulness of learning by observing experts. The system known as Learning from an Expert strengthens knowledge and memory, and generates confidence in future difficult decisions.



Quick Action Guides

TECH offers the most relevant contents of the course in the form of worksheets or quick action guides. A synthetic, practical, and effective way to help students progress in their learning.



06 Certificate

The Postgraduate Diploma in Main Techniques and Tools in Aesthetic Medicine guarantees you, in addition to the most rigorous and up-to-date training, access to a Postgraduate Diploma issued by TECH Technological University.



“

*Successfully complete this program
and receive your university degree
without travel or laborious paperwork”*

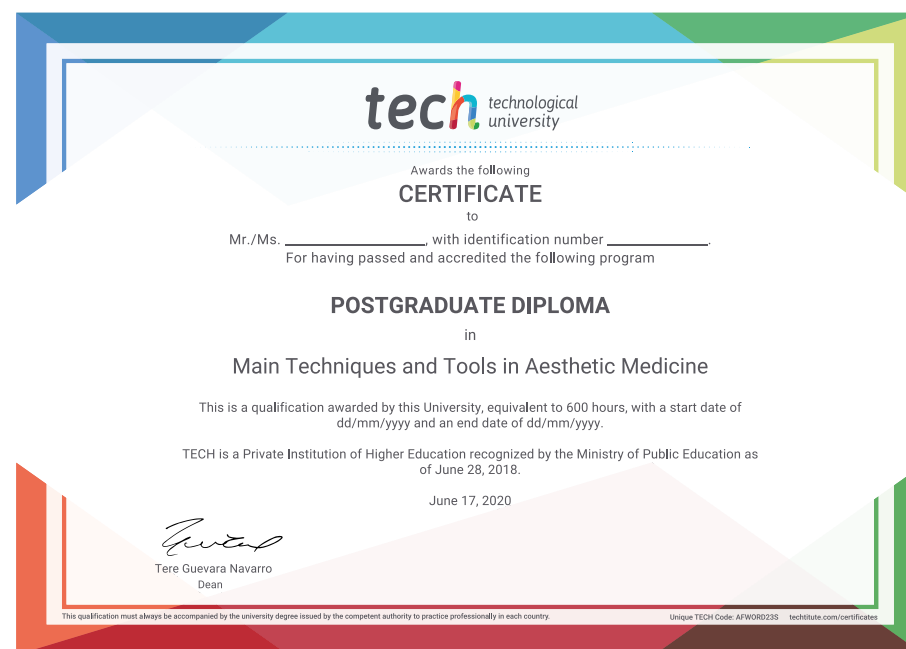
This **Postgraduate Diploma in Main Techniques and Tools in Aesthetic Medicine** contains the most complete and up-to-date scientific program on the market.

After the student has passed the assessments, they will receive their corresponding **Postgraduate Diploma** issued by **TECH Technological University** via tracked delivery*.

The certificate issued by **TECH Technological University** will reflect the qualification obtained in the Postgraduate Diploma, and meets the requirements commonly demanded by labor exchanges, competitive examinations, and professional career evaluation committees.

Title: **Postgraduate Diploma in Main Techniques and Tools in Aesthetic Medicine**

Official N° of hours: **600 h.**



*Apostille Convention. In the event that the student wishes to have their paper certificate issued with an apostille, TECH EDUCATION will make the necessary arrangements to obtain it, at an additional cost.



Postgraduate Diploma
Main Techniques and Tools
in Aesthetic Medicine

- » Modality: online
- » Duration: 6 months
- » Certificate: TECH Technological University
- » Dedication: 16h/week
- » Schedule: at your own pace
- » Exams: online

Postgraduate Diploma

Main Techniques and Tools
in Aesthetic Medicine