

Postgraduate Diploma

Latest Technologies and
Surgical Procedures
in Gynecoesthetics





Postgraduate Diploma Latest Technologies and Surgical Procedures in Gynecoesthetics

- » Modality: online
- » Duration: 6 months
- » Certificate: TECH Global University
- » Credits: 18 ECTS
- » Schedule: at your own pace
- » Exams: online

Website: www.techtute.com/us/medicine/postgraduate-diploma/postgraduate-diploma-latest-technologies-surgical-procedures-gynecoesthetics

Index

01

Introduction

p. 4

02

Objectives

p. 8

03

Course Management

p. 12

04

Structure and Content

p. 18

05

Methodology

p. 24

06

Certificate

p. 32

01

Introduction

The current growing demand for gynecocesthetic treatments has led to the development of new surgical procedures in this discipline. Thus, in recent years there has been a revolution in this field, incorporating new methods of intervention and using equipment such as laser or radio frequency in the genital area. This situation demands from the specialist a complete update in these techniques, and this TECH Postgraduate Diploma will provide it through a complete syllabus that includes aspects such as the application of laser in vaginal hyperlaxity and biolipoplasty. And it will do so through a completely online teaching system with which you will that will allow the professional to combine your studies with the rest of your daily activities.





“

Integrate into your daily work the most advanced surgical techniques in hymen and vaginal prolapse reconstruction thanks to this Postgraduate Diploma"

The increased awareness of the population regarding various gynecological problems, as well as the continuous changes in aesthetic standards, have produced a transformation in clinical areas such as Gynecoesthetics. These and other factors have influenced the development and application of innovative technological equipment for vaginal and vulvar rejuvenation, as well as for the elimination of obstetric perineal tear scars.

This Postgraduate Diploma integrates in a single syllabus all these new apparatuses, and provides the specialist with the latest advances in the use of lasers for the treatment of pigmented lesions and in the application of bioidenic hormones. Likewise, this degree incorporates the most recent innovations in ozone therapy and vulvovaginal carboxytherapy, allowing the physician to also learn about the most advanced surgical techniques in lipotransfer and in the approach to urinary incontinence.

These contents will be available in a completely online format for consultation 24 hours a day. In addition, they will be presented through a variety of multimedia resources of high pedagogical rigor such as case studies, procedural videos, interactive summaries interactive summaries and master classes. All of this accompanied by a teaching staff of great prestige and experience in this clinical discipline, which will guarantee effective, flexible and comfortable learning throughout the entire teaching process.

This **Postgraduate Diploma in Latest Technologies and Surgical Procedures in Gynecoesthetics** contains the most complete and up-to-date scientific program on the market. The most important features include:

- ♦ Practical cases presented by experts in Aesthetic Gynecology
- ♦ The graphic, schematic, and practical contents with which they are created, provide scientific and practical information on the disciplines that are essential for professional practice
- ♦ Practical exercises where self-assessment can be used to improve learning
- ♦ Its special emphasis on innovative methodologies
- ♦ Theoretical lessons, questions to the expert, debate forums on controversial topics, and individual reflection work
- ♦ Content that is accessible from any fixed or portable device with an Internet connection



Gynecoesthetics has been transformed in recent years, incorporating advances in the discipline such as the application of bioidentic hormones. With this TECH Postgraduate Diploma you will be able to update yourself in a fast and comfortable way in all these novelties"

“

TECH provides the specialist with the most advanced didactic resources of the educational market so that their professional update is dynamic, effective and fully adapted to the current reality of Gynecoesthetics”

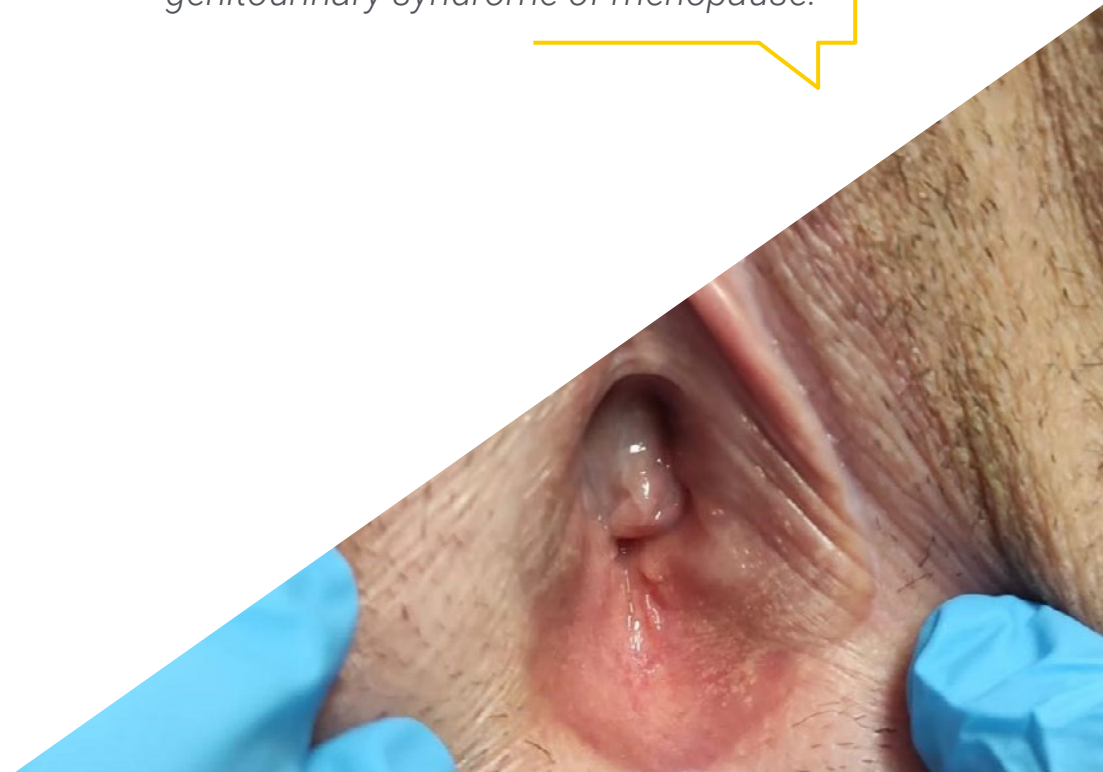
Case studies, video procedures, infographics and interactive summaries are just some of the materials you will find in this Postgraduate Diploma.

This degree has the latest techniques in the laser approach to prostheses such as genitourinary syndrome of menopause.

The program's teaching staff includes professionals from sector who contribute their work experience to this educational program, as well as renowned specialists from leading societies and prestigious universities.

Its multimedia content, developed with the latest educational technology, will provide the professional with situated and contextual learning, i.e., a simulated environment that will provide an immersive education programmed to learn in real situations.

This program is designed around Problem-Based Learning, whereby students must try to solve the different professional practice situations that arise throughout the program. For this purpose, students will be assisted by an innovative, interactive video system created by renowned and experienced experts.



02 Objectives

This Postgraduate Diploma aims to provide students with the latest advances in technology and clinical and surgical equipment in the area of Gynecoesthetics. And to achieve it, it has integrated in a single program the latest contents in the discipline, based on the latest scientific evidence and developed by a teaching team composed of active professionals of great prestige in this field of medicine.



“

*Get up to date in a dynamic and participative way,
totally adapted to your personal and professional
needs with this TECH Postgraduate Diploma"*



General Objectives

- ♦ Update the specialist into the newest areas of current Gynecoesthetic Medicine, knowing the best and most effective treatments
- ♦ Memorize and never forget the most important tips regarding risk prevention, complications and emergency situations
- ♦ Learn not only theoretical concepts, but also the most urgent practice in Gynecological Aesthetics through audiovisual and practical material

“

TECH's 100% online methodology will adapt completely to your circumstances, allowing you to study when, where and how you want. Without interrupting your professional work"





Specific Objectives

Module 1. Laser in Gynecoesthetic

- ♦ Delve into the principles of laser and its clinical use
Study its use in situations of genitourinary syndrome of menopause, urinary incontinence and vaginal hyperlaxity
- ♦ Study in situations of genitourinary syndrome of menopause, urinary incontinence and vaginal hyperlaxity
- ♦ Approach the use of laser in the treatment of vulvar lesions, treatment of pigmented lesions and of pigmented lesions and, of course, in vulvar and vaginal aesthetics

Module 2. Other Techniques and Equipment

- ♦ Examine the latest equipment in gynecoesthetics
- ♦ Know perfectly everything related to ozone therapy, carboxitherapy, radiofrequency, bioidentical hormones, mesotherapy and ultrasound
- ♦ Observe techniques and equipment related to neuromuscular electrostimulation and Biofeedbacks, biolipoplasty, acupuncture, homeopathy and phytotherapy, among other areas of special interest nowadays

Module 3. Vaginal Surgical Treatment

- ♦ Analyze the vaginal surgical treatments of greater impact, such as labiaplasty, clitoral surgery, vaginoplasty, lipotransfer or hymen reconstructions
- ♦ Delve into the treatment and approach to genital prolapse, obstetric perineal tear scars or sequelae of episiotomies
- ♦ Know the latest developments in urinary incontinence surgery, genital lifting and 360 surgery or female genital rejuvenation

03

Course Management

The teaching staff of this Postgraduate Diploma is made up of professionals of great reputation in the field of Gynecoesthetics. This team of experts has been in charge of gathering, in a single degree, all the novelties about the technologies and surgical procedures of the discipline. Therefore, the student is before a Postgraduate Diploma of great pedagogical rigor guided by specialists who have extensive experience in this type of treatments and interventions.






“

The contents of this Postgraduate Diploma have been elaborated by a teaching staff composed of renowned specialists in the field of Gynecoesthetics”

Management




Dr. Ruiz Allende, Alba María

- ♦ Medical Director of Aesthetic Medicine of the Clínica Londres Group
- ♦ Director of the Department of Aesthetic Medicine in the IMEMA Clinic
- ♦ Aesthetic medicine workshops trainer
- ♦ University professor at the CEU and UCAM
- ♦ Professor of MIR preparation at CTO
- ♦ Clinical researcher and editor of the magazine Emergency Live
- ♦ Residency in the specialty of Family, Community and Emergency Medicine at the Hospital Clínico San Carlos
- ♦ Master in Aesthetic Medicine and Nutrition at the Catholic University San Antonio of Murcia
- ♦ Master's Degree in Business Management from the Catholic University San Antonio of Murcia
- ♦ Master's Degree in Clinical Bioethics from UIMP

Professors

Dr. Carrillo Sánchez, María

- ♦ Gynecologist of the University Hospital of Burgos
- ♦ Member of the section of Gynecology and human reproduction of the University Hospital of Burgos
- ♦ Gynecologist at WM clinics working together as a gynecologist at EVA Clinics and aesthetic medicine at Dorsia Clinics
- ♦ Professional Master's Degree in Aesthetic Medicine, nutrition and anti-aging by UDIMA and AMIR academy
- ♦ Professional Master's Degree in Human Reproduction by IVI RMA Global Education
- ♦ Professional Master's Degree in Oncological Gynecology by CEU Cardenal Herrera University and TECH
- ♦ Postgraduate Diploma in differential diagnosis in ovarian tumors by Ultrasound from the University of Navarra
- ♦ Professional Master's Degree Official Professional Updating Program for Obstetricians and Gynecologists from the University of Barcelona
- ♦ Postgraduate Diploma in Contraception from the University of Alcalá



Dr. Costas Rodríguez, Tatiana

- ◆ Specialist in Gynecology and Obstetrics at the Salamanca Health Care Complex
- ◆ Area Specialist in Gynecology and Obstetrics of the Complejo Asistencial de Salamanca
- ◆ Associate Professor at the University of Salamanca
- ◆ PhD by the University of Salamanca
- ◆ Grade in Medicine and in, Faculty of Medicine, University of Navarra
- ◆ Specialty obtainment through the MIR system in the Complejo Asistencial Universitario de Salamanca
- ◆ PROAGO Master IL3. University of Barcelona
- ◆ Professional Master's Degree in Breast Surgery. Francisco de Vitoria University
- ◆ Advanced course on intrapartum fetal monitoring. Francisco de Vitoria University
- ◆ Advanced course in SEC contraception. Francisco de Vitoria University
- ◆ National Menopause Course. AEEM

Dr. Asensio Herrero, Miguel

- ◆ Gynecology and Obstetrics Resident intern at the Hospital Maternal and Child,
- ◆ Graduate in Medicine and Surgery from the University of Salamanca
- ◆ Member of the Spanish Society of Gynecology and Obstetrics

Dr. Sanz, Jaime

- ♦ Obstetrics and Gynecology Assistant Specialist. GINE4 Equipment Pelvic Floor Unit Hospitales Madrid, Madrid. Spain
- ♦ Specialized health training. Specialized MIR in Obstetrics and Gynecology. 12 de Octubre University Hospital, Madrid. Spain
- ♦ Collaborating physician in practical teaching: gynecological and obstetric simulation. Complutense University of Madrid, Hospital 12 de Octubre, Madrid. Spain
- ♦ Master's Degree in Pelvic Floor Medical-Surgical Pathology. Thiel cadaver practice (60 ECTS). Miguel Hernández University, Alicante. Spain
- ♦ Master in Gynecologic Oncology (60 ECTS). European School of Oncology. San Pablo University CEU, Madrid Spain
- ♦ External rotation in Urogynaecology (Dr. WG. Davila). Holy Cross Hospital. Florida USA
- ♦ Reviewer of the International Journal of Urogynecology (IUJ)
- ♦ Member of "Special Interest Groups (SIG). Obstetric injuries of the pelvic floor and anal region". Chairman: Abdul Sultan. International urogynecological association (IUGA)
- ♦ Member of: Spanish Society of Aesthetic, Regenerative and Functional Gynecology (SEGERF), International Urogynecological Association (IUGA), International Continence Society (ICS), European Society of Aesthetic Gynecology (ESAG)





Dr. Montoro Ferrer, Elena

- ♦ Area Specialist Physician in the Castilla-La Mancha Health Service
- ♦ Residency in the specialty of Obstetrics and Gynecology in the Hospital Clínico San Carlos of Madrid
- ♦ Postgraduate Certificate of Specialization in Senology and Breast Prosthesis by the UCM
- ♦ Expert in Menopause by the Postgraduate Diploma in Menopause Annual Training Program of the AEEM
- ♦ Professional Master's Degree in Advanced Surgery of Urinary Incontinence and Pelvic Floor by the UCM
- ♦ Professional Master's Degree in Human Reproduction by the URJC
- ♦ Professional Master's Degree in Minimally Invasive Surgery in Gynecology by Tech Technological University

“

A unique, key, and decisive educational experience to boost your professional development”

04

Structure and Content

The syllabus of this Postgraduate Diploma is structured in 3 specific modules, through which the student will be able to deepen in technologies such as laser and its application in Gynecoesthetics. In addition, students will delve into surgical procedures such as vaginoplasty and clitoral surgeries. All these contents have been designed under the Relearning methodology, based on reiterative learning and progress, a teaching system that allows the professional to take advantage of every minute spent studying.





“

This syllabus has been designed to respond to the current demand for gyneco-aesthetic surgical treatments”

Module 1. Laser in Gynecoesthetic

- 1.1. Laser principles
 - 1.1.1. Mechanisms of action
 - 1.1.2. Principal indications
 - 1.1.3. Results
- 1.2. Laser Types
 - 1.2.1. Classification
 - 1.2.2. Indications for each of them
 - 1.2.3. Its main uses
- 1.3. Laser in gynecology
 - 1.3.1. What is the gynecological vaginal laser?
 - 1.3.2. Why gynecological laser?
 - 1.3.3. What are its main applications?
 - 1.3.4. How is the treatment?
 - 1.3.5. When do improvements start to be perceived?
- 1.4. Laser in genitourinary syndrome of menopause
 - 1.4.1. Technique
 - 1.4.2. Benefits
 - 1.4.3. Results and possible side effects
- 1.5. Laser in urinary incontinence
 - 1.5.1. Technique
 - 1.5.2. Benefits
 - 1.5.3. Results and possible side effects
- 1.6. Laser in vaginal hyperlaxity
 - 1.6.1. Technique
 - 1.6.2. Benefits
 - 1.6.3. Results and possible side effects
- 1.7. Laser treatment of vulvar lesions
 - 1.7.1. Technique
 - 1.7.2. Benefits
 - 1.7.3. Results and possible side effects



- 1.8. Laser in the Treatment of pigmented lesions
 - 1.8.1. Technique
 - 1.8.2. Benefits
 - 1.8.3. Results and possible side effects
- 1.9. Laser in vulvar and vaginal aesthetics
 - 1.9.1. Technique
 - 1.9.2. Benefits
 - 1.9.3. Results and possible side effects
- 1.10. Other uses of lasers
 - 1.10.1. Technique
 - 1.10.2. Benefits
 - 1.10.3. Results and possible side effects

Module 2. Other Techniques and Equipment

- 2.1. Ozone therapy in the genital area
 - 2.1.1. Technique
 - 2.1.2. Benefits
 - 2.1.3. Results and possible side effects
- 2.2. Vulvovaginal carboxytherapy
 - 2.2.1. Technique
 - 2.2.2. Benefits
 - 2.2.3. Results and possible side effects
- 2.3. Genital area radiofrequency
 - 2.3.1. Technique
 - 2.3.2. Benefits
 - 2.3.3. Results and possible side effects
- 2.4. Bioidentical hormones
 - 2.4.1. Technique
 - 2.4.2. Benefits
 - 2.4.3. Results and possible side effects
- 2.5. Mesotherapy
 - 2.5.1. Technique
 - 2.5.2. Benefits
 - 2.5.3. Results and possible side effects

- 2.6. Plasma generator laser (JEET Plasma)
 - 2.6.1. Technique
 - 2.6.2. Benefits
 - 2.6.3. Results and possible side effects
- 2.7. Ultrasound
 - 2.7.1. Technique
 - 2.7.2. Benefits
 - 2.7.3. Results and possible side effects
- 2.8. Neuromuscular electrostimulation and Biofeedbacks
 - 2.8.1. Technique
 - 2.8.2. Benefits
 - 2.8.3. Results and possible side effects
- 2.9. Biolipoplasty
 - 2.9.1. Technique
 - 2.9.2. Benefits
 - 2.9.3. Results and possible side effects
- 2.10. Acupuncture, homeopathy and phytotherapy
 - 2.10.1. Technique
 - 2.10.2. Benefits
 - 2.10.3. Results and possible side effects

Module 3. Vaginal Surgical Treatment

- 3.1. Labiaplasty
 - 3.1.1. Technique
 - 3.1.2. Benefits
 - 3.1.3. Results and possible side effects
- 3.2. Clitoral surgery
 - 3.2.1. Technique
 - 3.2.2. Benefits
 - 3.2.3. Results and possible side effects
- 3.3. Vaginoplasties
 - 3.3.1. Technique
 - 3.3.2. Benefits
 - 3.3.3. Results and possible side effects

- 3.4. Lipotransfer
 - 3.4.1. Technique
 - 3.4.2. Benefits
 - 3.4.3. Results and possible side effects
- 3.5. Hymen reconstructions
 - 3.5.1. Technique
 - 3.5.2. Benefits
 - 3.5.3. Results and possible side effects
- 3.6. Genital prolapse
 - 3.6.1. Technique
 - 3.6.2. Benefits
 - 3.6.3. Results and possible side effects
- 3.7. Scarring of obstetric perineal tears or episiotomy sequelae
 - 3.7.1. Technique
 - 3.7.2. Benefits
 - 3.7.3. Results and possible side effects
- 3.8. Urinary incontinence surgery
 - 3.8.1. Technique
 - 3.8.2. Benefits
 - 3.8.3. Results and possible side effects
- 3.9. Genital lift
 - 3.9.1. Technique
 - 3.9.2. Benefits
 - 3.9.3. Results and possible side effects
- 3.10. 360 or female genital rejuvenation surgery
 - 3.10.1. Technique
 - 3.10.2. Benefits
 - 3.10.3. Results and possible side effects





“

TECH has managed to integrate in a single degree the most advanced contents in Gynecoesthetics, a cutting-edge teaching methodology and a teaching staff of great prestige in this clinical area"

05

Methodology

This academic program offers students a different way of learning. Our methodology uses a cyclical learning approach: **Relearning**.

This teaching system is used, for example, in the most prestigious medical schools in the world, and major publications such as the **New England Journal of Medicine** have considered it to be one of the most effective.



“

Discover Relearning, a system that abandons conventional linear learning, to take you through cyclical teaching systems: a way of learning that has proven to be extremely effective, especially in subjects that require memorization"

At TECH we use the Case Method

What should a professional do in a given situation? Throughout the program, students will face multiple simulated clinical cases, based on real patients, in which they will have to do research, establish hypotheses, and ultimately resolve the situation. There is an abundance of scientific evidence on the effectiveness of the method. Specialists learn better, faster, and more sustainably over time.

With TECH you will experience a way of learning that is shaking the foundations of traditional universities around the world.



According to Dr. Gérvas, the clinical case is the annotated presentation of a patient, or group of patients, which becomes a "case", an example or model that illustrates some peculiar clinical component, either because of its teaching power or because of its uniqueness or rarity. It is essential that the case is based on current professional life, trying to recreate the real conditions in the physician's professional practice.

“

Did you know that this method was developed in 1912, at Harvard, for law students? The case method consisted of presenting students with real-life, complex situations for them to make decisions and justify their decisions on how to solve them. In 1924, Harvard adopted it as a standard teaching method”

The effectiveness of the method is justified by four fundamental achievements:

1. Students who follow this method not only achieve the assimilation of concepts, but also a development of their mental capacity, through exercises that evaluate real situations and the application of knowledge.
2. Learning is solidly translated into practical skills that allow the student to better integrate into the real world.
3. Ideas and concepts are understood more efficiently, given that the example situations are based on real-life.
4. Students like to feel that the effort they put into their studies is worthwhile. This then translates into a greater interest in learning and more time dedicated to working on the course.



Relearning Methodology

At TECH we enhance the case method with the best 100% online teaching methodology available: Relearning.

This university is the first in the world to combine the study of clinical cases with a 100% online learning system based on repetition, combining a minimum of 8 different elements in each lesson, a real revolution with respect to the mere study and analysis of cases.

Professionals will learn through real cases and by resolving complex situations in simulated learning environments. These simulations are developed using state-of-the-art software to facilitate immersive learning.



At the forefront of world teaching, the Relearning method has managed to improve the overall satisfaction levels of professionals who complete their studies, with respect to the quality indicators of the best online university (Columbia University).

With this methodology, more than 250,000 physicians have been trained with unprecedented success in all clinical specialties regardless of surgical load. Our pedagogical methodology is developed in a highly competitive environment, with a university student body with a strong socioeconomic profile and an average age of 43.5 years old.

Relearning will allow you to learn with less effort and better performance, involving you more in your specialization, developing a critical mindset, defending arguments, and contrasting opinions: a direct equation to success.

In our program, learning is not a linear process, but rather a spiral (learn, unlearn, forget, and re-learn). Therefore, we combine each of these elements concentrically.

The overall score obtained by TECH's learning system is 8.01, according to the highest international standards.



This program offers the best educational material, prepared with professionals in mind:



Study Material

All teaching material is produced by the specialists who teach the course, specifically for the course, so that the teaching content is highly specific and precise.

These contents are then applied to the audiovisual format, to create the TECH online working method. All this, with the latest techniques that offer high quality pieces in each and every one of the materials that are made available to the student.



Surgical Techniques and Procedures on Video

TECH introduces students to the latest techniques, the latest educational advances and to the forefront of current medical techniques. All of this in direct contact with students and explained in detail so as to aid their assimilation and understanding. And best of all, you can watch the videos as many times as you like.



Interactive Summaries

The TECH team presents the contents attractively and dynamically in multimedia lessons that include audio, videos, images, diagrams, and concept maps in order to reinforce knowledge.

This exclusive educational system for presenting multimedia content was awarded by Microsoft as a "European Success Story".



Additional Reading

Recent articles, consensus documents and international guidelines, among others. In TECH's virtual library, students will have access to everything they need to complete their course.





Expert-Led Case Studies and Case Analysis

Effective learning ought to be contextual. Therefore, TECH presents real cases in which the expert will guide students, focusing on and solving the different situations: a clear and direct way to achieve the highest degree of understanding.



Testing & Retesting

We periodically evaluate and re-evaluate students' knowledge throughout the program, through assessment and self-assessment activities and exercises, so that they can see how they are achieving their goals.



Classes

There is scientific evidence on the usefulness of learning by observing experts. The system known as Learning from an Expert strengthens knowledge and memory, and generates confidence in future difficult decisions.



Quick Action Guides

TECH offers the most relevant contents of the course in the form of worksheets or quick action guides. A synthetic, practical, and effective way to help students progress in their learning.



06 Certificate

The Postgraduate Diploma in Latest Technologies and Surgical Procedures in Gynecoesthetics guarantees students, in addition to the most rigorous and up-to-date education, access to a Postgraduate Diploma issued by TECH Global University.





“

Successfully complete this program and receive your university qualification without having to travel or fill out laborious paperwork”

This program will allow you to obtain your **Postgraduate Diploma in Latest Technologies and Surgical Procedures in Gynecoesthetics** endorsed by **TECH Global University**, the world's largest online university.

TECH Global University is an official European University publicly recognized by the Government of Andorra ([official bulletin](#)). Andorra is part of the European Higher Education Area (EHEA) since 2003. The EHEA is an initiative promoted by the European Union that aims to organize the international training framework and harmonize the higher education systems of the member countries of this space. The project promotes common values, the implementation of collaborative tools and strengthening its quality assurance mechanisms to enhance collaboration and mobility among students, researchers and academics.

This **TECH Global University** title is a European program of continuing education and professional updating that guarantees the acquisition of competencies in its area of knowledge, providing a high curricular value to the student who completes the program.

Title: **Postgraduate Diploma in Latest Technologies and Surgical Procedures in Gynecoesthetics**

Modality: **online**

Duration: **6 months**

Accreditation: **18 ECTS**





Postgraduate Diploma
Latest Technologies
and Surgical Procedures
in Gynecoesthetics

- › Modality: online
- › Duration: 6 months
- › Certificate: TECH Global University
- › Credits: 18 ECTS
- › Schedule: at your own pace
- › Exams: online

Postgraduate Diploma

Latest Technologies and
Surgical Procedures
in Gynecoesthetics

