

Postgraduate Diploma

Inflammatory and Hereditary Dermatological Diseases





Postgraduate Diploma Inflammatory and Hereditary Dermatological Diseases

Course Modality: Online

Duration: 6 months.

Certificate: TECH Technological University

19 ECTS Credits

Teaching Hours: 475 hours.

Website: www.techtitute.com/medicine/postgraduate-diploma/postgraduate-diploma-inflammatory-hereditary-dermatological-diseases

Index

01

Introduction

p. 4

02

Objectives

p. 8

03

Course Management

p. 12

04

Structure and Content

p. 16

05

Methodology

p. 20

06

Certificate

p. 28

01

Introduction

The multiple advances in the areas of dermatology and their clinical application demand new and multiple competencies from specialists and, increasingly, stricter quality requirements in their performance. It is essential for dermatology specialists to be able to respond adequately to this evolution of scientific and technological knowledge through appropriate up-to-date medical training in the most topical issues of current interest and of highest impact in this specialist field.





Improve your knowledge in clinical dermatology through this program, where you will find the best teaching material with real clinical cases. Learn here about the latest advances in the specialty to be able to perform a quality medical practice”

Clinical dermatology has been gaining prominence as the pathophysiological mechanisms of the pathological processes affecting the skin and its annexes have become better understood. As a result, the means and ways of treating the diseases that manifest themselves in the skin have become more widely known. In fact, in recent times it has become a recurrent discipline in different sectors of care, being a common reason for consultation, both at primary and specialised care level.

This scenario brings with it the challenge of maintaining a level of care that meets the new needs of the patient. For this reason it is essential that the professionals who provide care to patients with dermatological pathology are properly trained and have up to date knowledge in order to implement quality medicine.

This Postgraduate Diploma is aimed at specialist physicians who are interested in learning the latest advances in Inflammatory and Hereditary Dermatological Diseases, with the goal of improving their patient care using the latest scientific evidence.

“Update your knowledge through the Postgraduate Diploma in Inflammatory and Hereditary Dermatological Diseases”

This **Postgraduate Certificate in Inflammatory and Hereditary Dermatological Diseases** contains the most complete and up-to-date scientific program on the market.

The most important features of the program include:

- Clinical cases presented by experts in the different specialties. The graphic, schematic, and eminently practical contents with which they are created contain clinical information that is indispensable for professional practice.
- Diagnostic and therapeutic innovations in treating inflammatory and hereditary dermatological pathologies.
- Presentation of practical workshops on procedures, diagnosis and treatment techniques.
- Contains real images in high resolution and practical exercises where the self-evaluation process can be carried out to improve learning
- An algorithm-based interactive learning system for decision-making in the clinical situations presented throughout the course.
- Special emphasis on test-based medicine and research methodologies in dermatology.
- All of this will be complemented by theoretical lessons, questions to the expert, debate forums on controversial topics, and individual reflection assignments.
- Content that is accessible from any fixed or portable device with an Internet connection.

“ *This Postgraduate Diploma may be the best investment you can make when choosing a refresher program for two reasons: in addition to updating your knowledge in Inflammatory and Hereditary Dermatological Diseases, you will obtain a Postgraduate Diploma from TECH Technological University*”

Forming part of the teaching staff is a group of professionals from the field of dermatology, who bring to this course their work experience, as well as a group of renowned specialists, recognized by esteemed scientific communities.

The multimedia content developed with the latest educational technology will provide the professional with situated and contextual learning, i.e., a simulated environment that will provide an immersive training program to train in real situations.

The program design is based on Problem-Based Learning, through which teachers must try to solve the different professional practice situations that arise throughout the course. For this purpose, the specialist will be assisted by an innovative interactive video system created by renowned and experienced experts in treating patients with hepatic pathology with extensive teaching experience.


Increase your decision-making confidence by updating your knowledge with this Postgraduate Diploma course

Incorporate the latest developments in inflammatory and hereditary dermatological diseases into your daily practice and improve the prognosis of your patients



02 Objectives

The main objective of this program is the development of theoretical-practical learning, so that the specialist is able to keep their knowledge up to date in order to carry out correct diagnosis and indicate the appropriate treatment, allowing them to carry out their professional work with confidence.



Skin examination

“

This refresher program will generate a sense of confidence when practising medicine, which will help you grow both personally and professionally”



General Objective

- Update your knowledge of inflammatory and hereditary dermatological diseases with the use of the latest scientific evidence to contribute with quality and confidence when making medical decisions, diagnosis, treatment, and patient prognosis.



Specific Objectives

- Describe the structure and function of the skin.
- Establish the differences between primary and secondary skin lesions.
- Lay the foundations of dermatopathology and its clinicopathological correlation with inflammatory dermatological diseases.
- Describe the hereditary diseases due to disorders of keratinization, neurocutaneous diseases and epidermolysis bullosa.
- Develop knowledge of the differential characteristics between papulosquamous dermatoses, dermatitis, blistering diseases and pustular eruptions.
- Define vasculitis, panniculitis and toxicoderma.
- Describe vascular malformations and hemangiomas.
- Lay out the foundations of the management of dermatological emergencies.
- Gain up-to-date knowledge of the course of action in photodermatology to assess the effects of ultraviolet rays and visible light on the skin.



Vitiligo

- ♦ Differentiate between hereditary neurocutaneous diseases, epidermolysis bullosa and keratinization disorders and address their syndromic and therapeutic management.
- ♦ Relate the differential characteristics of psoriasis and different types of pityriasis.
- ♦ Define atopic, seborrheic and contact dermatitis and their differential diagnosis.
- ♦ Explain the individual and differential characteristics between blistering diseases and pustular eruptions.
- ♦ Define vasculitis, panniculitis, toxicoderma and pigmentation disorders.
- ♦ Describe vascular malformations and hemangiomas.
- ♦ Explain the management of the main dermatological emergencies.
- ♦ Indicate the basic guidelines for the study of photosensitive diseases.

“*Make the most of the opportunity and take the step to get up to date on the latest developments cutaneous pathology*”



03

Course Management

The program includes in its teaching staff renowned experts in clinical dermatology, who contribute their work experience to this program. Additionally, other recognized specialists participate in its design and preparation, which means that the program is developed in an interdisciplinary manner.





Learn the latest advances in Clinical Dermatology from leading professionals"

Guest Directors



Dr. Roustan Gullón, Gaston

- ◆ Head of the Dermatology Department at the Puerta de Iron Hospital, Madrid
- ◆ Associate Professor at the Faculty of Medicine at the Complutense University of Madrid
- ◆ Doctorate in Medicine from the Autonomous University Madrid
- ◆ Degree in Medicine and Surgery from the Complutense University of Madrid
- ◆ 30 publications in international scientific journals



04

Structure and Content

The structure of the contents has been designed by a team of professionals from the best hospitals and universities in the country, who are aware of the relevance of up-to-date training to be able to deal with patients with dermatological pathologies, and are committed to quality teaching through new educational technologies.



Psoriasis



“

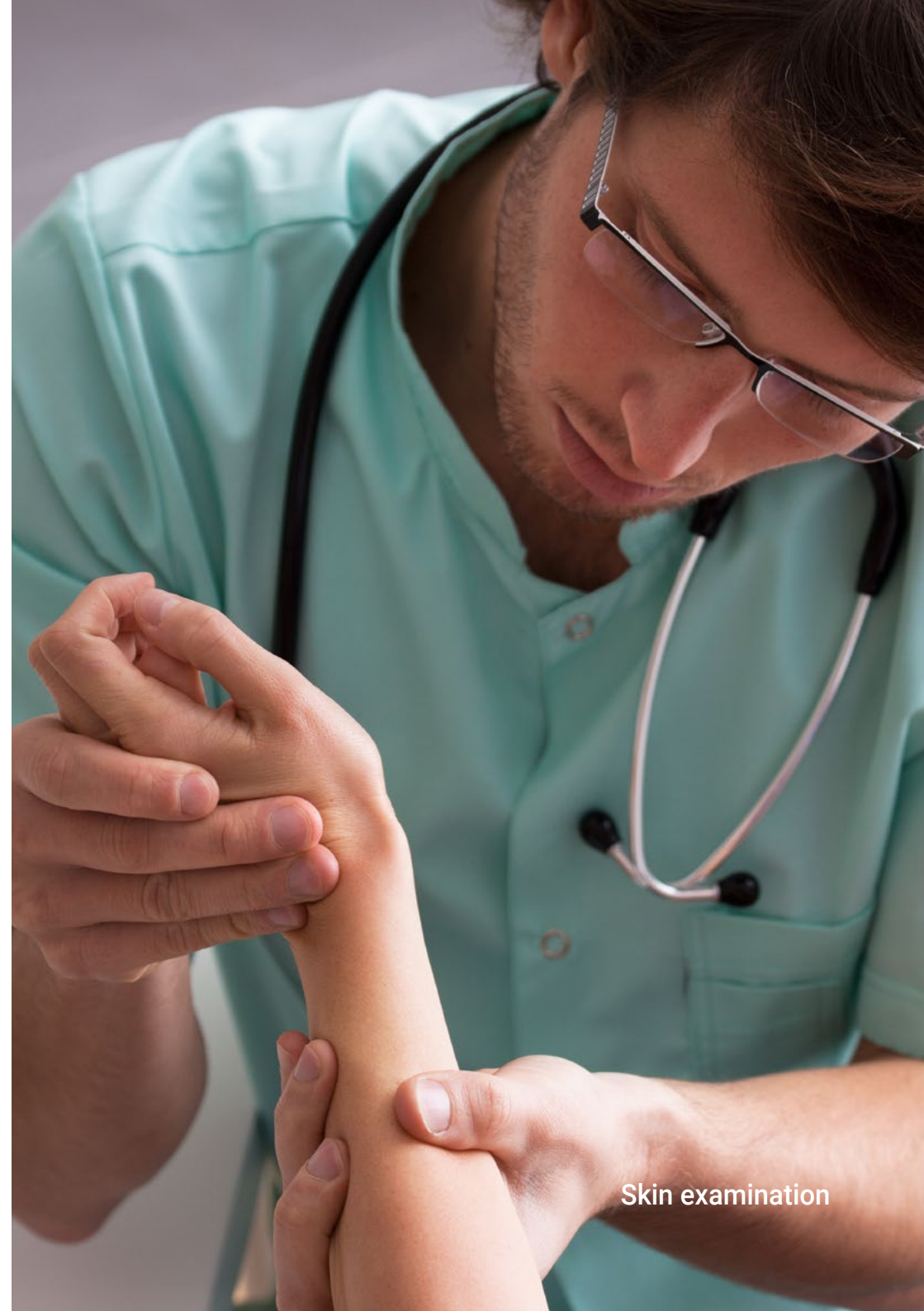
This Postgraduate Diploma in Inflammatory and Hereditary Dermatological Diseases contains the most complete and up-to-date scientific program on the market”

Module 1. General Aspects

- 1.1. Structure and Function of the Skin
- 1.2. Morphology of Primary and Secondary Skin Lesions
- 1.3. Diagnostic Techniques
- 1.4. Dermatopathology

Module 2. Hereditary Diseases

- 2.1. Disorders of Keratinization: Ichthyosis
- 2.2. Disorders of Keratinization: Familial Benign Pemphigus
- 2.3. Keratinization Disorders: Darier's Disease
- 2.4. Neurocutaneous Diseases: Neurofibromatosis
- 2.5. Neurocutaneous Diseases: Tuberous Sclerosis
- 2.6. Neurocutaneous Diseases: Sturge-Weber Syndrome
- 2.7. Epidermolysis Bullosa



Skin examination

Module 3. Inflammatory Diseases

- 3.1. Papulosquamous Dermatoses: Psoriasis
- 3.2. Papulosquamous Dermatoses: Pityriasis Rubra Pilaris
- 3.3. Papulosquamous Dermatoses: Pityriasis Rosea
- 3.4. Papulosquamous Dermatoses: Acute Lichenoid Pityriasis and Varioliform Pityriasis
- 3.5. Atopic Dermatitis
- 3.6. Seborrheic Dermatitis
- 3.7. Contact Dermatitis
- 3.8. Blistering Diseases: Pemphigus
- 3.9. Blistering Diseases: Pemphigoid
- 3.10. Blistering Diseases: Dermatitis Herpetiformis
- 3.11. Blistering Diseases: Linear IgA Dermatitis
- 3.12. Pustular Rashes: Pemphigus IgA
- 3.13. Neonatal Pustular Eruption
- 3.14. Panniculitis
- 3.15. Pustular Eruption Caused by Drugs
- 3.16. Pigmentation Disorders
- 3.17. Vasculitis
- 3.18. Toxicodermia
- 3.19. Deposition Diseases
- 3.20. Granulomatous Diseases
- 3.21. Urticaria and Angioedema

“

A unique, key, and decisive training experience to boost your professional development”



Moist cure

05

Methodology

This training program provides you with a different way of learning. Our methodology uses a cyclical learning approach: ***Re-learning***.

This teaching system is used, for example, in the most prestigious medical schools in the world, and major publications such as the ***New England Journal of Medicine*** have considered it to be one of the most effective.



“

Discover Re-learning, a system that abandons conventional linear learning, to take you through cyclical teaching systems: a way of learning that has proven to be extremely effective, especially in subjects that require memorization"

At TECH we use the Case Method

What should a professional do in a given situation? Throughout the program students will be presented with multiple clinical symptoms simulated cases based on real patients in which they will have to investigate, establish hypotheses and, finally, resolve the situation. There is abundant scientific evidence on the effectiveness of the method. Specialists learn better, faster, and more sustainably over time.

With TECH you can experience a way of learning that is shaking the foundations of traditional universities around the world



According to Dr. Gérvas, the clinical case is the annotated presentation of a patient, or group of patients, which becomes a "case", an example or model that illustrates some peculiar clinical component, either because of its teaching potential or because of its uniqueness or rarity. It is essential that the case is based on current professional life, trying to recreate the real conditions in the physician's professional practice.

“

Did you know that this method was developed in 1912 at Harvard for law students? The case method consisted of presenting students with real-life, complex situations for them to make decisions and justify their decisions on how to solve them. In 1924, Harvard adopted it as a standard teaching method”

The effectiveness of the method is justified by four fundamental achievements:

1. Students who follow this method not only grasp concepts, but also develop their mental capacity by evaluating real situations and applying their knowledge.
2. Learning is solidly translated into practical skills that allow the student to better integrate into the real world.
3. Ideas and concepts are understood more efficiently, given that the example situations are based on real-life.
4. Students like to feel that the effort they put into their studies is worthwhile. This then translates into a greater interest in learning and more time dedicated to working on the course.



Re-Learning Methodology

At TECH we enhance the Harvard case method with the best 100% online teaching methodology available: Re-learning.

This university is the first in the world to combine the study of clinical cases with a 100% online learning system based on repetition, combining a minimum of 8 different elements in each lesson, a real revolution with respect to the simple study and analysis of cases.



Professionals will learn through real cases and by resolving complex situations in simulated learning environments. These simulations are developed using state-of-the-art software to facilitate immersive learning

At the forefront of world teaching, the Re-learning method has managed to improve the overall satisfaction levels of professionals who complete their studies, with respect to the quality indicators of the best Spanish-speaking online university (Columbia University).

Over 250,000 physicians have been trained using this methodology, with unprecedented success in all clinical specialties regardless of surgical load. This teaching methodology is developed in a highly demanding environment, with a university student body of high socio-economic profile and an average age of 43.5 years.

Re-learning will allow you to learn with less effort and better performance, involving you more in your specialization, developing a critical mindset, defending arguments, and contrasting opinions: a direct equation to success

In our program, learning is not a linear process, but rather a spiral (learn, unlearn, forget, and re-learn). Therefore, we combine each of these elements concentrically.

The overall score obtained by TECH's learning system is 8.01, according to the highest international standards.



This program offers the best educational material, prepared with professionals in mind:



Study Material

All the teaching materials are specifically created for the course, by specialists who teach on the course, so that the teaching content is highly specific and precise.

These contents are then applied to the audiovisual format, to create the TECH online working method. All this, with the latest techniques that offer high quality pieces in each and every one of the materials that are made available to the student.



Surgical Techniques and Procedures on Video

TECH introduces students to the latest techniques, the latest educational advances and to the forefront of current medical techniques. All of this in direct contact with students and explained in detail so as to aid their assimilation and understanding. And best of all, you can watch the videos as many times as you like.



Interactive Summaries

The TECH team presents the contents attractively and dynamically in multimedia lessons that include audio, videos, images, diagrams, and concept maps in order to reinforce knowledge.

This exclusive multimedia content presentation training Exclusive system was awarded by Microsoft as a "European Success Story".



Additional Reading

Recent articles, consensus documents and international guidelines, among others. In TECH's virtual library, students will have access to everything they need to complete their course.





Expert-Led Case Studies and Case Analysis

Effective learning ought to be contextual. Therefore, TECH presents real cases in which the expert will guide students, focusing on and solving the different situations: a clear and direct way to achieve the highest degree of understanding.



Testing & Re-Testing

We periodically evaluate and re-evaluate your knowledge throughout the program, through assessment and self-assessment activities and exercises: so that you can see if you are achieving your goals.



Classes

There is scientific evidence on the usefulness of learning by observing experts. The system named Learning from an Expert strengthens knowledge and recall capacity, and generates confidence when facing difficult decisions in the future.



Quick Action Guides

TECH offers the most relevant contents of the course in the form of worksheets or quick action guides. A synthetic, practical, and effective way to help students progress in their learning.



06 Certificate

The Postgraduate Diploma in Inflammatory and Hereditary Dermatological Diseases guarantees you, in addition to the most rigorous and up-to-date training, access to a Postgraduate Diploma issued by TECH Technological University.





“

Successfully complete this training and receive your university qualification without travel or laborious paperwork”

This **Postgraduate Diploma in Inflammatory and Hereditary Dermatological Diseases** contains the most complete and up-to-date scientific program on the market.

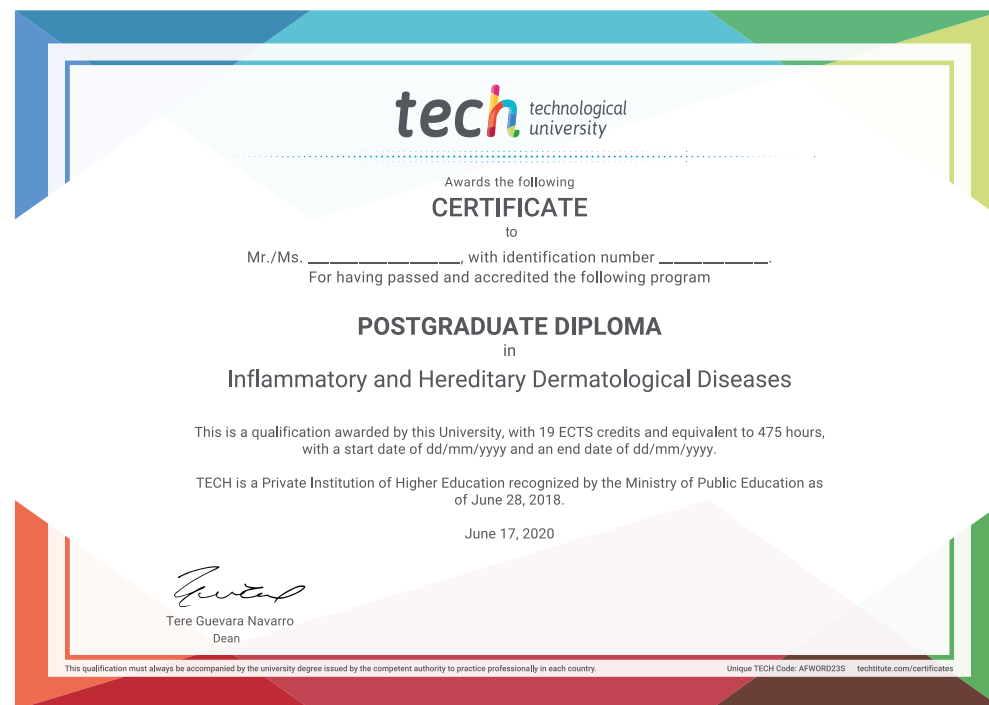
After the student has passed the evaluations, they will receive their corresponding **Postgraduate Diploma** issued by **TECH Technological University** via tracked delivery*.

This qualification contributes to the academic development of the professional and adds a high university curricular value to their training. It is 100% valid in all competitive examinations, labour exchanges and professional career evaluation committees.

Title: **Postgraduate Diploma in Inflammatory and Hereditary Dermatological Diseases**

ECTS: **19**

Official Number of Hours: **475**



*Apostille Convention. In the event that the student wishes to have their paper certificate stamped with a Hague Apostille, TECH EDUCATION will make the necessary arrangements at an additional cost.

future
health confidence people
education information tutors
guarantee accreditation teaching
institutions technology learning
community commitment
personalized service innovation
knowledge present
development languages
virtual classroom

tech technological
university

Postgraduate Diploma
Inflammatory and
Hereditary Dermatological
Diseases

Course Modality: Online

Duration: 6 months.

Certificate: TECH Technological University

19 ECTS Credits

Teaching Hours: 475 hours.

Postgraduate Diploma

Inflammatory and Hereditary Dermatological Diseases