

Postgraduate Diploma

Infections Present in Diseases





Postgraduate Diploma Infections Present in Diseases

- » Modality: online
- » Duration: 6 months
- » Certificate: TECH Global University
- » Credits: 19 ECTS
- » Schedule: at your own pace
- » Exams: online

Website: www.techtitute.com/us/medicine/postgraduate-diploma/postgraduate-diploma-infections-present-diseases

Index

01

Introduction

p. 4

02

Objectives

p. 8

03

Course Management

p. 12

04

Structure and Content

p. 18

05

Methodology

p. 26

06

Certificate

p. 34

01

Introduction

Infectious diseases are one of the world's major health problems on account of the number of people they affect. For that reason, healthcare professionals must have a solid and up-to-date knowledge of the infections present in different diseases. This Postgraduate Diploma will allow the physician to be up to date in this field to offer the best patient care.





“

Stay up to date on the progress of infections to keep up with the best treatments for each patient.

To meet the healthcare needs of the 21st century, medical professionals need to keep up with advances in patient care. In this case, the incidence of infections linked to different diseases, which affect millions of people around the world every year, stand out.

Infection control has become a great difficulty, especially due to the problems derived from antimicrobial resistance, which has caused pathologies that used to be easily cured to become more complicated, with the consequences that this entails, both for patients and for the economy, as treatment costs have become prolonged.

Furthermore, several new infectious diseases with high morbidity have emerged in recent years, requiring a significant level of updating. For this reason, physicians should continue their training with educational programs such as the one we present here, which delves into the microbiology of infectious diseases, taking into account the characteristics that contribute to the development of infections in different continents.

Moreover, physicians will also deepen their knowledge of the connection between the development of certain infections in cancer patients or patients with chronic diseases, as well as the role of multi-resistant microorganisms. Another noteworthy aspect of the program is the training offered in rare infections which may be frequent in specific countries, mainly in developing areas, but that can also reach any part of the world as aided by tourism.

The **Postgraduate Diploma in Infections Present in Diseases** endorses the latest advances in clinical infectious diseases with a didactic teaching program that positions it as an educational product of the highest scientific rigor at the international level. The program also provides training and professional development in different areas:

- Firstly, Clinical features, in order to address the health-infectious disease process in a particular person through the study of the most prevalent and deadly infectious diseases and, secondly, in Epidemiologic features, to study the behavior of the same phenomenon in a particular population.
- Training and professional development in the indication, performance and interpretation of the main state-of-the-art diagnostic tests to complement clinical skills in the diagnostic process. Emphasizing the most up-to-date microbiological tests used to rapidly diagnose germs and study antimicrobial resistance.
- Training and professional development in the complex and determining pathophysiological relationships between immune response and infectious agents.
- Training and professional development in germs related to neoplasms and chronic non-communicable diseases.
- Training and professional development in the development and production of vaccines for the control of morbidity and mortality due to infectious diseases.
- Training and professional development in the important field of antimicrobial therapeutics, providing the best available information on the development and production of new antibiotics.

“Update your knowledge with this
Postgraduate Diploma in Infections
Present in Diseases.”

“

If you want to have a degree certified by the leading academic institution TECH Global University, do not hesitate to continue your training with us through this Postgraduate Diploma.

Its teaching staff is made up of prestigious and renowned Cuban professionals with a long career in health care, teaching and research, who have worked in many countries on several continents, developing professional and teaching experience that they deliver in an extraordinary way in this Postgraduate Diploma.

The methodological design of this Postgraduate Diploma, developed by a multidisciplinary team of e-learning experts, integrates the latest advances in educational technology for the creation of numerous educational multimedia tools that allow the professional, based primarily on the problem-based learning method, to address real problems in their daily clinical practice, which will allow them to advance by acquiring knowledge and developing skills that will impact their future professional work.

It should be noted that the contents generated for this Postgraduate Diploma, as well as the videos, self-evaluations, clinical cases and exams, have been thoroughly reviewed, updated, and integrated by the teachers and the team of experts that make up the working group, to facilitate the learning process with a step-by-step approach in order to achieve the teaching program objectives.

Stand out in patient care by applying the latest techniques in the treatment of infections.

This is the best 100% online teaching program you will find on the market thanks to its methodology and approach to the lessons, as well as its scientific content.

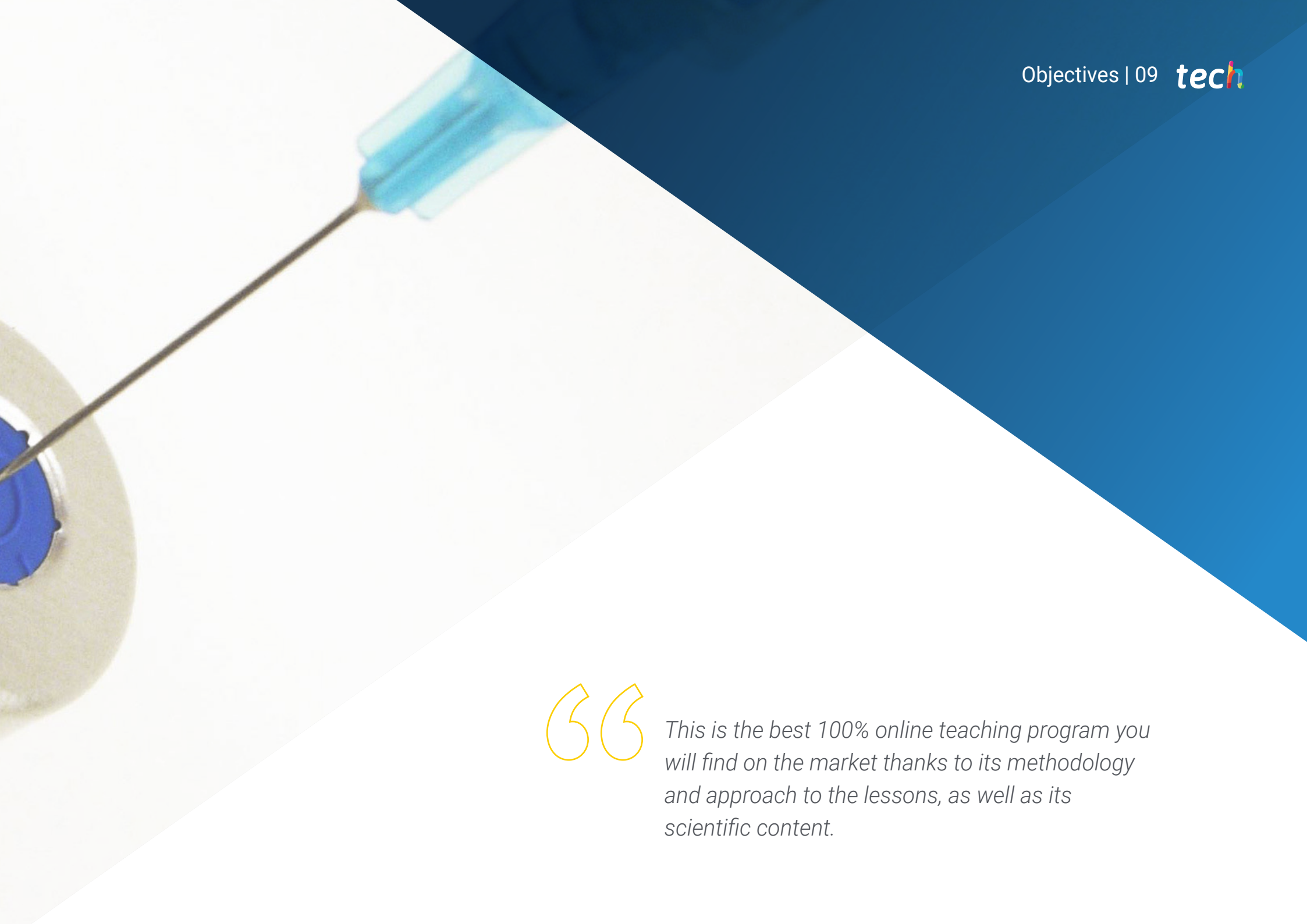


02

Objectives

The main objective of this Postgraduate Diploma university is the improvement of health professionals, based on the acquisition of the most up-to-date and innovative scientific knowledge in the field of infectious diseases and their treatment, enabling them to develop the skills that will turn their daily clinical practice into a bastion of the standards of the best scientific evidence available, with a critical, innovative, multidisciplinary and integrative focus.





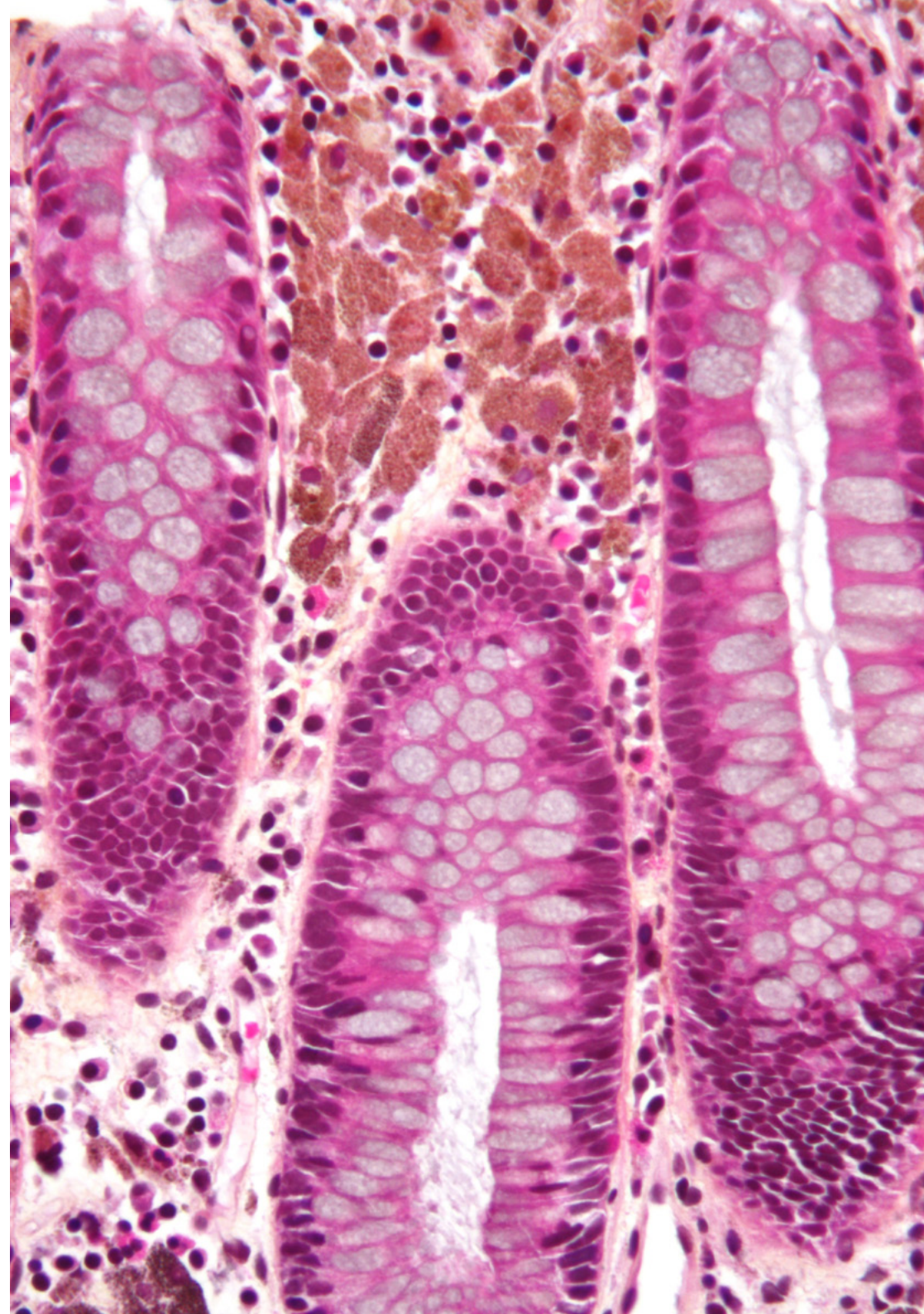
“

This is the best 100% online teaching program you will find on the market thanks to its methodology and approach to the lessons, as well as its scientific content.



General Objective

- ♦ Guarantee professional improvement through up-to-date and in-depth knowledge of the best scientific evidence , for the prevention, diagnosis, and treatment of infectious diseases with a multidisciplinary and integrative approach that facilitates the control of these pathologies.





Specific Objectives

- ♦ Provide students with advanced, in-depth, updated, and multidisciplinary information that allows them to comprehensively approach the process of health-infectious diseases.
 - ♦ Provide training and practical theoretical improvement that will enable a reliable clinical diagnosis supported by the efficient use of diagnostic methods to indicate an effective integral treatment.
 - ♦ Develop skills to implement prophylactic plans for the prevention of these pathologies.
 - ♦ Assess and interpret the epidemiological characteristics and conditions of the different continents where the appearance and development of infectious diseases often occur.
 - ♦ Explain the complex interrelationships between infections and different types of immunosuppression.
 - ♦ Explain the pathogenic mechanisms and the most frequent neoplasms associated with infectious agents.
 - ♦ Study the current pathophysiological elements between non-transmissible chronic diseases and infections.
 - ♦ Describe the clinical, diagnostic and treatment features of sexually transmitted infections.
 - ♦ Address in detail and depth the most up-to-date scientific evidence in the vast world of hepatitis.
 - ♦ Explain the pathophysiological and pathogenic interrelationships between tuberculosis co-infection and HIV/AIDS infection.
- ♦ Substantiate the importance of the control of viral haemorrhagic diseases and the detailed study of the most frequent and deadly diseases for the reduction of morbidity and mortality worldwide.
 - ♦ Explain the mycoses with the highest morbidity and mortality rates.
 - ♦ Delve deeper into the study of the most important parasitic diseases.
 - ♦ Highlighting the development of vaccines for new diseases.
 - ♦ Explain the clinical, diagnostic and treatment elements of rare or uncommon infectious diseases.
 - ♦ Emphasise the future challenges of infectious diseases in reducing infectious morbidity and mortality.



Take advantage of the opportunity and take the step to get up-to-date on the latest developments in Infections Present in Diseases.

04

Course Management

The program includes renowned and recognized medical specialists, who have numerous publications, teaching experience, and professional experience in countries where many of the diseases studied have a high morbimortality. The teaching staff is made up of a multidisciplinary team from various medical specialities, such as internal medicine, paediatrics, general surgery, gynaecology and obstetrics, microbiology, pathological anatomy, pharmacology, among others.





“

Learn the latest advances in Infections Present in Diseases from leading professionals.

Management



Dr. Quintero Casanova, Jesús

- Degree in Medicine and Surgery from the Medical University of Havana. Cuba
- Specialist in Internal Medicine. Heroes del Baire Hospital
- Professional Master's Degree in Tropical Diseases and Clinical Infectious Diseases from the Pedro Kuori Institute, Havana. Cuba
- Head of the Infectious Diseases Department of the Héroes del Baire Hospital
- Member of the Cuban Society of Internal Medicine
- Member of the Cuban Society of Paediatricians
- Medical Specialist in Africa (Chad) and Venezuela in 2009, 2013-15.
- Professor on the Medicine Degree and Internal Medicine Speciality at the Faculty of Medical Sciences of Isla de la Juventud
- Main professor of the Professional Master's Degree in infectious diseases of the Faculty of Medical Sciences of the Isle of Youth.
- Member of state examining boards for the medicine degree and internal medicine
- National Research Prize in Cuba, 2002
- Medical Science Teaching Award. Cuba

Professors

Dr. Batista Valladares, Adrián

- ♦ Degree in Medicine and Surgery from the University of Havana. Cuba.
- ♦ Specialist in Family and Community Medicine.
- ♦ Master's Degree in Clinical Infectology.
- ♦ Diploma in diagnostic ultrasound.
- ♦ Diploma in Healthcare Management.
- ♦ Head of Senior Citizen Services in Isla de la Juventud. Cuba.
- ♦ Member of the Cuban Society of Family Medicine.
- ♦ Professor of the medicine and family medicine degrees at the Faculty of Medical Sciences in Isla de la Juventud.
- ♦ Professor of the Professional Master's Degree in Infectious Diseases in the Faculty of Medical Sciences in Isla de la Juventud.
- ♦ Member of state examining boards for the medicine degree and family medicine.
- ♦ Member of tribunals for national scientific events. Cuba

Dr. Laurence Carmenaty, Arelis

- ♦ Professor on the Medicine Degree in the Faculty of Medical Sciences in Isla de la Juventud.
- ♦ Lic. In Microbiology from the University of Havana.
- ♦ Master's Degree in Infectious Diseases.
- ♦ Professor on the Medicine Degree in the Faculty of Medical Sciences in Isla de la Juventud.
- ♦ Member of the Cuban Society of Microbiology.
- ♦ Member of the Associations of Teachers.
- ♦ Worked in Caracas, Venezuela from 2012 to 2014.
- ♦ Participated in national and international Microbiology events in Cuba and Venezuela.

Dr. Cantalapedra Torres, Alejandro

- ♦ Director of the Subsidiaries of Medical Sciences in Juventud, Isla de la Juventud. Cuba.
- ♦ First Degree Specialist in Pediatrics.
- ♦ Assistant Professor of the Medical Sciences Branch in Isla de la Juventud, Cuba.
- ♦ Master's Degree in Infectious Diseases.
- ♦ Clinical Infectious Diseases Consultant at Héroes del Baire Hospital.
- ♦ Diploma in Higher Medical Education from the University of Medical Sciences of Havana, Cuba.
- ♦ Diploma in Management.
- ♦ Director of the Subsidiaries of Medical Sciences in Juventud, Isla de la Juventud. Cuba.

Dr. Dávila, Henry Luis

- ♦ Degree in Medicine and Surgery from the University of Havana. Cuba.
- ♦ Specialist in Gynecology and Obstetrics at Héroes del Baire Hospital. Cuba.
- ♦ Professional Master's Degree in Comprehensive Care for Women.
- ♦ Head of the Neck Pathology Service at Héroes del Baire Hospital.
- ♦ Member of the Cuban Society of Gynecology and Obstetrics.
- ♦ Member of the Cuban Society of Teachers.
- ♦ Medical specialist in Guatemala, 2010-12.
- ♦ Professor on the Medicine Degree in the Faculty of Medical Sciences in Isla de la Juventud.
- ♦ Member of state examining boards medicine.
- ♦ Member of tribunals for national scientific events. Cuba
- ♦ National research award. Cuba
- ♦ Medical Science Teaching Award. Cuba.

Dr. González Fiallo, Sayli

- ♦ Degree in Hygiene and Epidemiology
- ♦ Master's Degree in Epidemiology
- ♦ Head of the Health Surveillance Department of the Health Directorate of the Isle of Youth.. Cuba

Dr. Nimo Ruiz, Yeneidis

- ♦ Attending Physician "Hermanos Ameijeiras" General Teaching Hospital
- ♦ Attending Physician "Hermanos Ameijeiras" General Teaching Hospital
- ♦ Currently studying second year of Postgraduate Degree in Allergology.

Dr. Dranguet Bouly, José Ismael

- ♦ Degree in Medicine and Surgery from the University of Havana. Cuba.
- ♦ Specialist in Internal Medicine and Intensive Therapy. Héroes del Baire Hospital.
- ♦ Master's Degree in Infectious Diseases from the Pedro Kouri Institute of Cuba.
- ♦ Head of the Internal Medicine Department of the Héroes del Baire Hospital.
- ♦ Member of the Cuban Society of Internal medicine and the Cuban Society of Intensive Therapy.
- ♦ Member of the Cuban Society of Teachers.
- ♦ Medical specialist in Mozambique, 2008-10.
- ♦ Professor on the Medicine Degree and Internal Medicine Specialty at the Faculty of Medical Sciences of Isla de la Juventud.
- ♦ Professor of the Professional Master's Degree in Infectious Diseases in the Faculty of Medical Sciences in Isla de la Juventud.
- ♦ Member of state examining boards for the medicine degree and internal medicine.
- ♦ Member of tribunals for national scientific events. Cuba
- ♦ Medical Science Teaching Award. Cuba.
- ♦ Professor at the Catholic University of Santiago de Guayaquil Ecuador, 2018.

Dr. Jiménez Valdés, Erliván

- ♦ Degree in Medicine and Surgery from the University of Havana. Cuba.
- ♦ Pediatrician. Héroes del Baire Hospital.
- ♦ Master's Degree in comprehensive childcare.
- ♦ Member of the Cuban Society of Pediatrics.
- ♦ Professor in the Medicine Degree and Pediatrics Specialty in the Faculty of Medical Sciences in Isla de la Juventud.
- ♦ Member of tribunals for national scientific events. Cuba.

- ♦ Medical specialist in Venezuela in 2017.

Dr. Pérez Suárez, Yovany

- ♦ Degree in Medicine and Surgery from the University of Havana. Cuba.
- ♦ Specialist in Internal Medicine. Héroes del Baire Hospital.
- ♦ Master's degree in comprehensive emergency care.
- ♦ Diploma in Medical Biochemistry.
- ♦ Member of the Cuban Society of Internal Medicine.
- ♦ Medical specialist in Ecuador and professor at the Secular University Eloy Alfaro of Manabí in the years 2013-2018.
- ♦ Professor on the Medicine Degree and Internal Medicine Specialty at the Faculty of Medical Sciences of Isla de la Juventud.
- ♦ Member of tribunals for national scientific events. Cuba

Dr. Robles Martínez-Pinillos, Julio Alberto

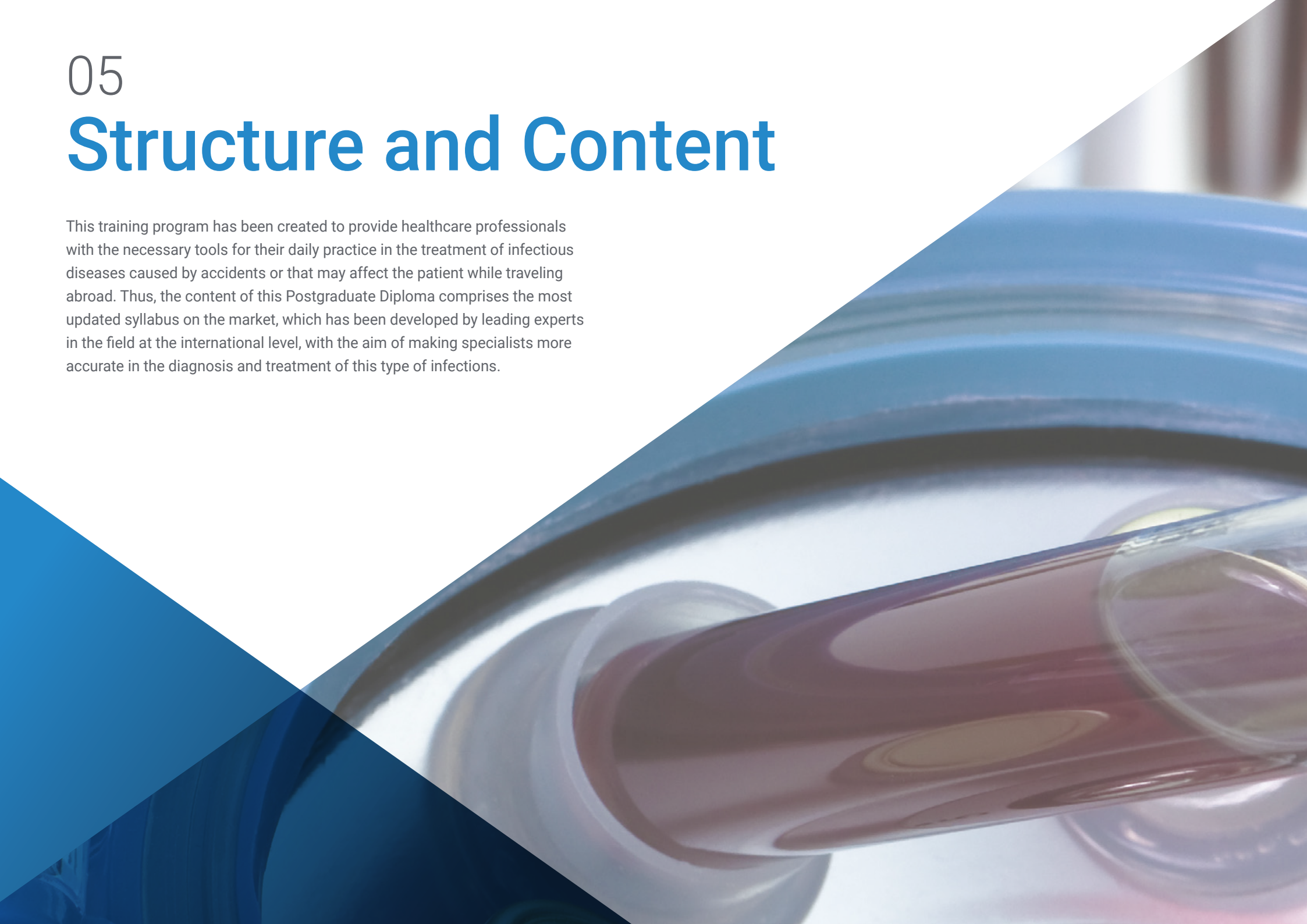
- ♦ 1st and 2nd Degree Specialist in Internal Medicine.
- ♦ Doctor of Medicine
- ♦ 1st and 2nd Degree Specialist in Internal Medicine.
- ♦ Master's Degree in Education.
- ♦ Internal Medicine Specialist (Itinerant Assistance Group) Head of the State Medical Commission Venezuela.
- ♦ Internal Medicine Specialist in Intergral Diagnostic Medical Center Venezuela.



05

Structure and Content

This training program has been created to provide healthcare professionals with the necessary tools for their daily practice in the treatment of infectious diseases caused by accidents or that may affect the patient while traveling abroad. Thus, the content of this Postgraduate Diploma comprises the most updated syllabus on the market, which has been developed by leading experts in the field at the international level, with the aim of making specialists more accurate in the diagnosis and treatment of this type of infections.





“

This Postgraduate Diploma is comprised of the most updated and complete syllabus on the market.

Module 1. Epidemiology and microbiology of infectious diseases

- 1.1. Epidemiological, Economic and Social Conditions by Continents that Favour the Development of Infectious Diseases
 - 1.1.1. Africa
 - 1.1.2. America
 - 1.1.3. Europe and Asia
- 1.2. New and Emerging Diseases by Continent
 - 1.2.1. Morbidity and Mortality from Infectious Diseases in Africa
 - 1.2.2. Morbidity and Mortality from Infectious Diseases in the Americas
 - 1.2.3. Infectious Disease Morbidity and Mortality in Asia
 - 1.2.4. Morbidity and Mortality from Infectious Diseases in Europe
- 1.3. The Taxonomy of Infectious Agents
 - 1.3.1. Viruses
 - 1.3.2. Bacteria
 - 1.3.3. Fungi
 - 1.3.4. Parasites
- 1.4. Disease-producing Properties of Micro-organisms
 - 1.4.1. Mechanisms of Pathogenicity
 - 1.4.2. Mechanisms of Adhesion and Multiplication
 - 1.4.3. Mechanisms Enabling the Acquisition of Nutrients from the Host
 - 1.4.4. Mechanisms Inhibiting the Phagocytic Process
 - 1.4.5. Mechanisms for Evading the Immune Response
- 1.5. Microscopy and Staining
 - 1.5.1. Microscopes and Types of Microscopes
 - 1.5.2. Composite Stains
 - 1.5.3. Acid-resistant Micro-organism Staining
 - 1.5.4. Staining to Demonstrate Cellular Structures
- 1.6. Cultures and Growth of Micro-organisms
 - 1.6.1. General Culture Mediums
 - 1.6.2. Specific Culture Methods
- 1.7. Effect of Chemical and Physical Agents on Micro-organisms
 - 1.7.1. Sterilization and Disinfection
 - 1.7.2. Disinfectants and Antiseptics Used in Practice
- 1.8. Molecular Biology and Its Importance for the Infectologist
 - 1.8.1. Bacterial Genetics
 - 1.8.2. Polymerase Chain Reaction Tests
- 1.9. Indication and Interpretation of Microbiological Studies

Module 2 Cancer and Immunosuppression

- 2.1. The Innate and Adaptive Immune Response
 - 2.1.1. Cells and Cytokines in Response to Infectious Agents
 - 2.1.2. Characteristics of the Innate Immune Response
- 2.2. Immunosuppression in Different Conditions in Patients with Sepsis
 - 2.2.1. The Role of Cytotoxics in Immunosuppression
 - 2.2.2. The Role of Cytotoxics in Immunosuppression
 - 2.2.3. Infection in Transplant Patients
- 2.3. The Oncohematological Patient with Sepsis
 - 2.3.1. Medullary Aplasia
 - 2.3.2. Neutropenia
 - 2.3.3. Infections in Patients with Cancer
- 2.4. The Diabetic Patient with Sepsis
 - 2.4.1. The Immune System in Diabetes Mellitus
 - 2.4.2. Main Infections in the Diabetic Patient
- 2.5. Comprehensive Approach to the Immuno-Compromised Patient with Sepsis
 - 2.5.1. Diagnostic Considerations
 - 2.5.2. Therapeutic Measures
- 2.6. The Link between Cancer and Micro-organisms

- 2.6.1. Oncogenesis and Infection
- 2.6.2. Viruses and Cancer
 - 2.6.2.1. Epstein Barr Virus
 - 2.6.2.2. Hepatitis B and C
 - 2.6.2.3. Human Papillomavirus
 - 2.6.2.4. T-cell Lymphoma/Leukaemia Viruses
 - 2.6.2.5. Kaposi's Sarcoma-Associated Herpesvirus
- 2.7. Bacterias and Cancer
 - 2.7.1. Helicobacter Pylori
- 2.8. Parasites and Cancer
 - 2.8.1. Schistosoma Haematobium
 - 2.8.2. Opisthorchis Viverrini
- 2.9. Bacteria Allies against Cancer

Module 3 Chronic Non-Communicable Diseases and Infections

- 3.1. Infections and the Chronic Inflammatory Response
 - 3.1.1. Immune System Cells of the Chronic Inflammatory Response to Infections
 - 3.1.2. The Granulomatous Response and Delayed-type Hypersensitivity
 - 3.1.3. The Role of Chemical Mediators of the Chronic Inflammatory Response
- 3.2. Stress, Immunity and Infectious Agents
 - 3.2.1. Neurological, Endocrine and Immune Interrelationships
 - 3.2.2. Stress and the Immune Response
 - 3.2.3. Chronic Fatigue Syndrome and Infections
- 3.3. Atherosclerosis, Cardiovascular Disease and the Role of Infectious Agents

- 3.3.1. The Role of Infectious Agents in Atherosclerosis
- 3.3.2. Cardiovascular Disease Mortality and Its Association with Infectious Agents
- 3.3.3. Cardiovascular Mortality in Patients with Pneumonia
- 3.4. Digestive Diseases Associated with Infectious Microorganisms
 - 3.4.1. Gut Flora and its Important Functions
 - 3.4.2. Gastrointestinal Peptic Ulcer Disease and Helicobacter Pylori
 - 3.4.3. Inflammatory Bowel Disease and Infections
 - 3.4.4. Whipple's Disease
- 3.5. Neurological Diseases and Infections
 - 3.5.1. Dementia and Infections
 - 3.5.2. Multiple Sclerosis and Its Relationship to Certain Infectious Agents
 - 3.5.3. Guillain-Barré Syndrome, Immunity and Viral Infections
 - 3.5.4. Parkinson's Disease and Its Association with Infections
- 3.6. Endocrinopathies and Infections
 - 3.6.1. Diabetes Mellitus and Infections
 - 3.6.2. Chronic Thyroiditis and Infections
- 3.7. The Infectious Theory of Rheumatic Diseases
 - 3.7.1. Rheumatoid Arthritis
 - 3.7.2. Systemic Lupus Erythematosus
 - 3.7.3. Seronegative Spondyloarthropathies
 - 3.7.4. Wegener's Granulomatosis
 - 3.7.5. Polymyalgia Rheumatica

Module 4 Multi-Resistance and Vaccines

- 4.1. The Silent Epidemic of Antibiotic Resistance
 - 4.1.1. Globalisation and Resistance
 - 4.1.2. Change from Susceptible to Resistant of the Microorganisms
- 4.2. The Main Genetic Mechanisms of Antimicrobial Resistance
 - 4.2.1. Describe the Main Mechanisms of Antimicrobial Resistance
 - 4.2.2. Selective Antimicrobial Pressure on Antimicrobial Resistance
- 4.3. Superbugs
 - 4.3.1. Pneumococcus Resistant to Penicillin and Macrolides
 - 4.3.2. Multidrug-Resistant Staphylococci
 - 4.3.3. Resistant Infections in Intensive Care Units (ICUs)
 - 4.3.4. Resistant Urinary Tract Infections
 - 4.3.5. Other Multi-Resistant Microorganisms
- 4.4. Resistant Viruses
 - 4.4.1. HIV
 - 4.4.2. Influenza
 - 4.4.3. Hepatitis Viruses
- 4.5. Multidrug-Resistant Malaria
 - 4.5.1. Chloroquine Resistance
 - 4.5.2. Resistance to Other Antimalarials
- 4.6. The Main Genetic Studies of Antimicrobial Resistance
 - 4.6.1. Interpretation of Resistance Studies

- 4.7. Global Strategies for Reducing Antimicrobial Resistance
 - 4.7.1. The Control of Prescribing Antibiotics
 - 4.7.2. Microbiological Mapping and Clinical Practice Guidelines
- 4.8. Overview of Vaccines
 - 4.8.1. Immunological Basis of Vaccination
 - 4.8.2. The Process of Vaccination Production
 - 4.8.3. Quality Control of Vaccines
 - 4.8.4. Vaccine Safety and Major Adverse Events
 - 4.8.5. Clinical and Epidemiological Studies for Vaccine Approval
- 4.9. The Use of Vaccines
 - 4.9.1. Vaccine-Preventable Diseases and Vaccination Programmes
 - 4.9.2. Global Experiences of the Effectiveness of Vaccination Programmes
 - 4.9.3. Vaccine Candidates for New Diseases

Module 5 Rare Infectious Diseases and Other Challenges in Infectiology

- 5.1. Overview of Rare Infectious Diseases
 - 5.1.1. General Concepts
 - 5.1.2. Epidemiology of Rare or Uncommon Infectious Diseases
- 5.2. Bubonic Plague
 - 5.2.1. Definition
 - 5.2.2. Etiology
 - 5.2.3. Clinical Picture
 - 5.2.4. Diagnosis
 - 5.2.5. Treatment

- 5.3. Lyme Disease
 - 5.3.1. Definition
 - 5.3.2. Etiology
 - 5.3.3. Clinical Picture
 - 5.3.4. Diagnosis
 - 5.3.5. Treatment
- 5.4. Babesiosis
 - 5.4.1. Definition
 - 5.4.2. Etiology
 - 5.4.3. Clinical Picture
 - 5.4.4. Diagnosis
 - 5.4.5. Treatment
- 5.5. Rift Valley Fever
 - 5.5.1. Definition
 - 5.5.2. Etiology
 - 5.5.3. Clinical Picture
 - 5.5.4. Diagnosis
 - 5.5.5. Treatment
- 5.6. Dipyllobothriasis
 - 5.6.1. Definition
 - 5.6.2. Etiology
 - 5.6.3. Clinical Picture
 - 5.6.4. Diagnosis
 - 5.6.5. Treatment

5.7. Zygomycosis

- 5.7.1. Definition
- 5.7.2. Etiology
- 5.7.3. Clinical Picture
- 5.7.4. Diagnosis
- 5.7.5. Treatment

5.8. Cysticercosis

- 5.8.1. Definition
- 5.8.2. Etiology
- 5.8.3. Clinical Picture
- 5.8.4. Diagnosis
- 5.8.5. Treatment

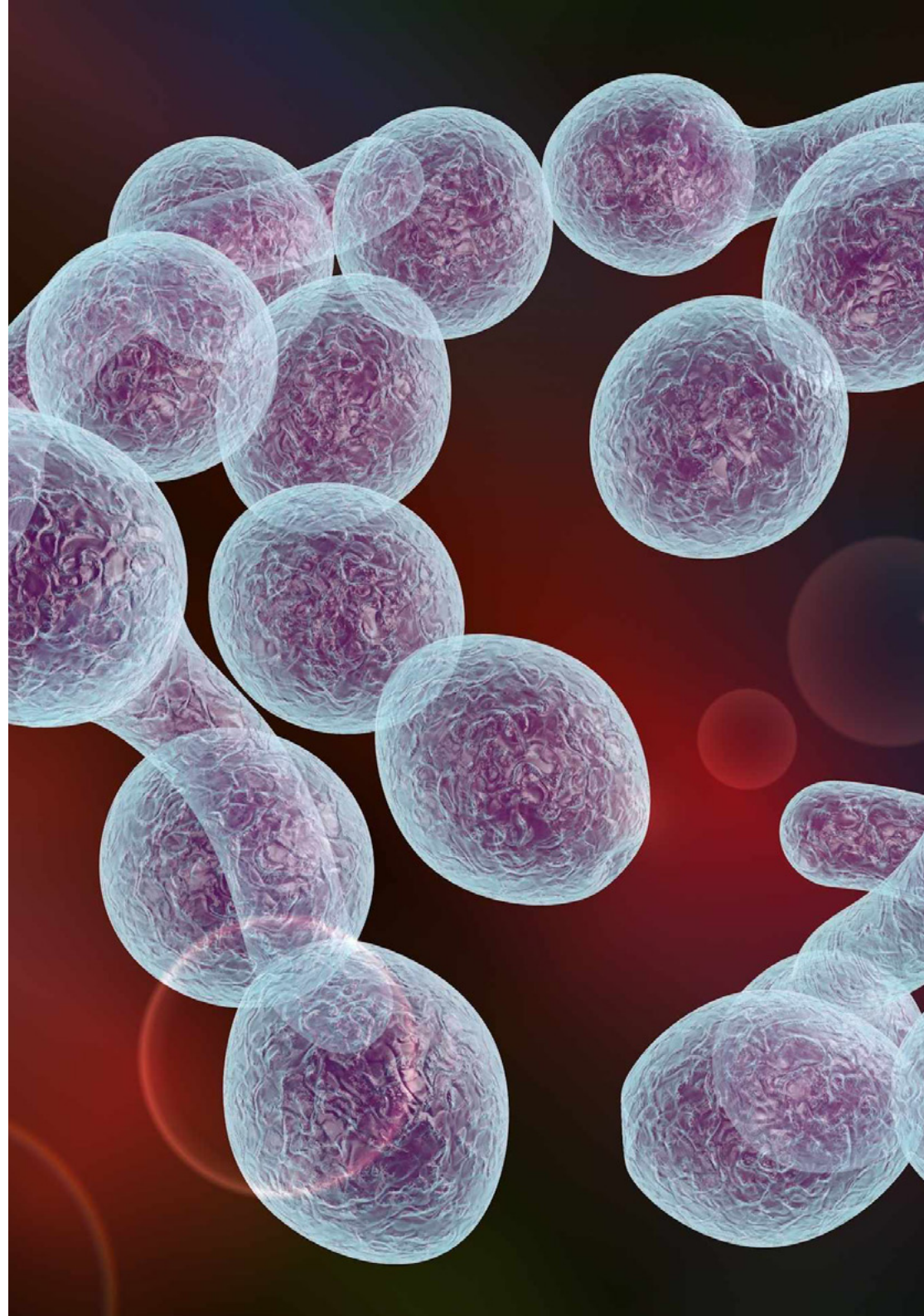
5.9. Kuru

- 5.9.1. Definition
- 5.9.2. Etiology
- 5.9.3. Clinical Picture
- 5.9.4. Diagnosis
- 5.9.5. Treatment

Challenges in Infectology:

5.10. The Re-emergence of Old Diseases: Causes and Effects

- 5.10.1. Emerging and New Infectious Diseases that Demand New Approaches to Their Control
- 5.10.2. The Rise of Microbiological Resistance to Antimicrobial Drugs
- 5.10.3. Development of New Antibiotics





“

A unique, key, and decisive training experience to boost your professional development.

06

Methodology

This training program provides you with a different way of learning. Our methodology uses a cyclical learning approach: ***Re-learning***.

This teaching system is used in the most prestigious medical schools in the world, and major publications such as the ***New England Journal of Medicine*** have considered it to be one of the most effective.



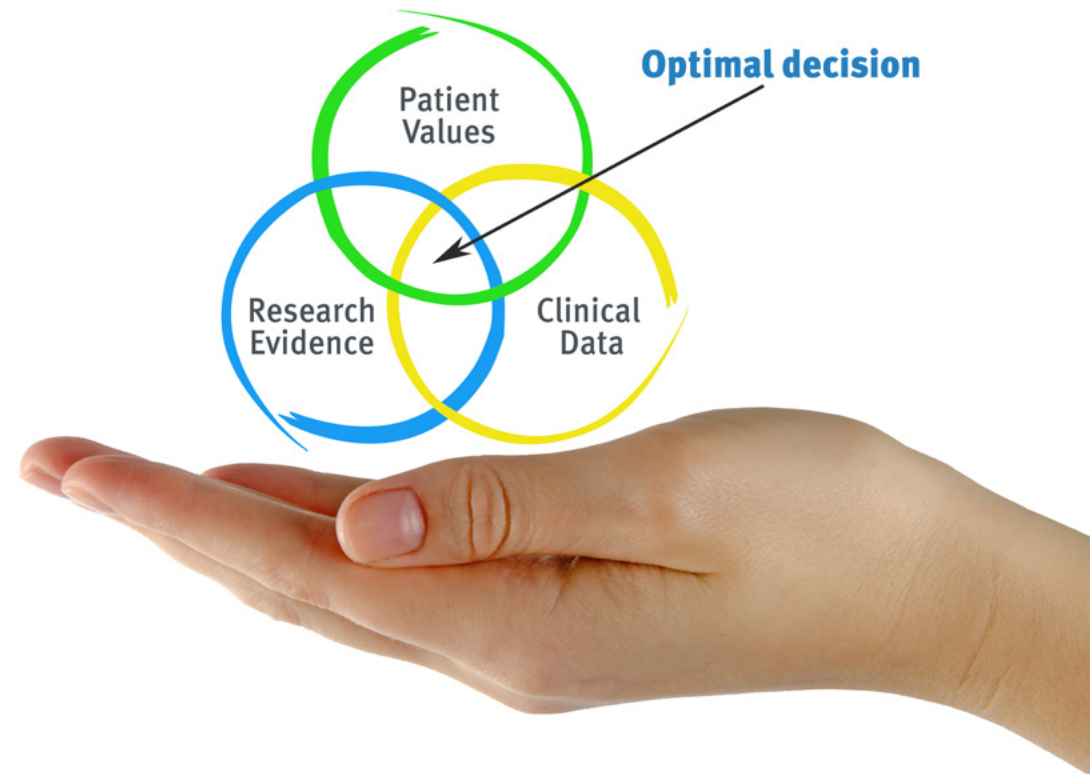
“

Discover Re-learning, a system that abandons conventional linear learning, to take you through cyclical teaching systems: a way of learning that has proven to be extremely effective, especially in subjects that require memorization.

At TECH we use the Case Method

In a given situation, what would you do? Throughout the program, you will be presented with multiple simulated clinical cases based on real patients, where you will have to investigate, establish hypotheses and, finally, resolve the situation. There is abundant scientific evidence on the effectiveness of the method. Specialists learn better, faster, and more sustainably over time.

With TECH you can experience a way of learning that is shaking the foundations of traditional universities around the world.



According to Dr. Gervas, the clinical case is the annotated presentation of a patient, or group of patients, which becomes a "case", an example or model that illustrates some peculiar clinical component, either because of its teaching potential or because of its uniqueness or rarity. It is essential that the case is based on current professional life, trying to recreate the real conditions in professional medical practice.

“

Did you know that this method was developed in 1912 at Harvard for law students? The case method consisted of presenting students with real-life, complex situations for them to make decisions and justify their decisions on how to solve them. In 1924, Harvard adopted it as a standard teaching method.

The effectiveness of the method is justified by four fundamental achievements:

1. Students who follow this method not only grasp concepts, but also develop their mental capacity by evaluating real situations and applying their knowledge.
2. The learning process has a clear focus on practical skills that allow the student to better integrate into the real world.
3. Ideas and concepts are understood more efficiently, given that the example situations are based on real-life.
4. Students like to feel that the effort they put into their studies is worthwhile. This then translates into a greater interest in learning and more time dedicated to working on the course.



Re-Learning Methodology

At TECH we enhance the Harvard case method with the best 100% online teaching methodology available: Re-learning.

Our University is the first in the world to combine the study of clinical cases with a 100% online learning system based on repetition, combining a minimum of 8 different elements in each lesson, which represent a real revolution with respect to simply studying and analyzing cases.



The physician will learn through real cases and by solving complex situations in simulated learning environments. These simulations are developed using state-of-the-art software to facilitate immersive learning.

At the forefront of world teaching, the Re-learning method has managed to improve the overall satisfaction levels of professionals who complete their studies, with respect to the quality indicators of the best Spanish-speaking online university (Columbia University).

With this methodology we have trained more than 250,000 physicians with unprecedented success, in all clinical specialties regardless of the surgical load. All this in a highly demanding environment, where the students have a strong socio-economic profile and an average age of 43.5 years.

Re-learning will allow you to learn with less effort and better performance, involving you more in your specialization, developing a critical mindset, defending arguments, and contrasting opinions: a direct equation to success.

In our program, learning is not a linear process, but rather a spiral (we learn, unlearn, forget, and re-learn). Hence, we combine each of these elements concentrically.

The overall score obtained by our learning system is 8.01, according to the highest international standards.



In this program you will have access to the best educational material, prepared with you in mind:



Study Material

All teaching material is produced by the specialists who teach the course, specifically for the course, so that the teaching content is highly specific and precise.

This content is then adapted in an audiovisual format that will create our way of working online, with the latest techniques that allow us to offer you high quality in all of the material that we provide you with.



Latest Techniques and Procedures on Video

We introduce you to the latest techniques, to the latest educational advances, to the forefront of current medical techniques. All this, in first person, with the maximum rigor, explained and detailed for your assimilation and understanding. And best of all, you can watch them as many times as you want.



Interactive Summaries

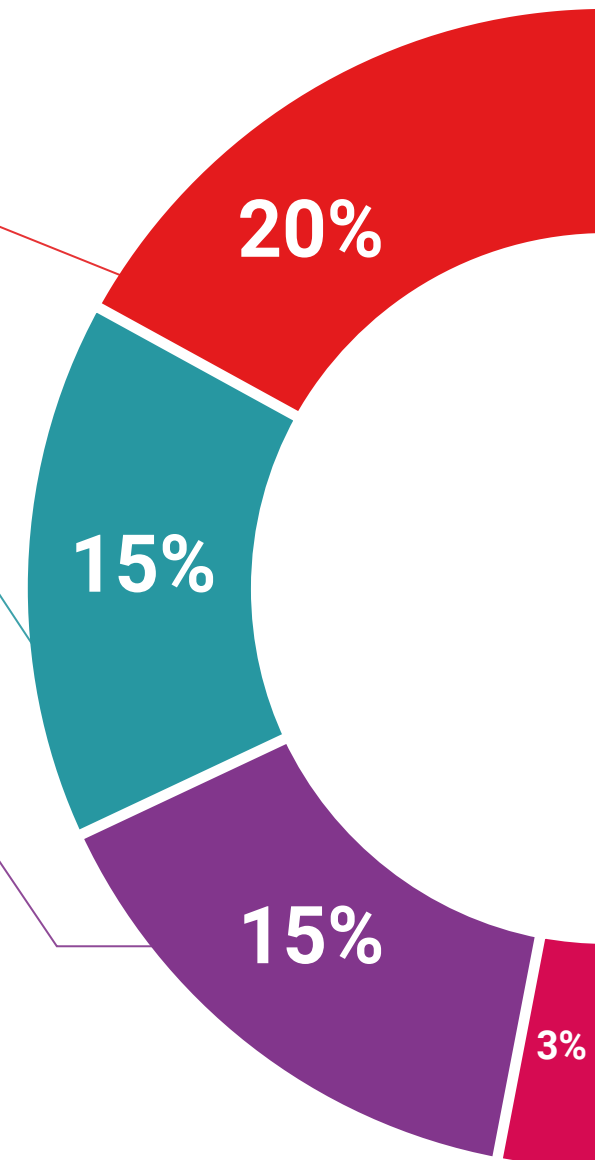
We present the contents attractively and dynamically in multimedia lessons that include audio, videos, images, diagrams, and concept maps in order to reinforce knowledge.

This unique multimedia content presentation training system was awarded by Microsoft as a "European Success Story".



Additional Reading

Recent articles, consensus documents, international guides. in our virtual library you will have access to everything you need to complete your training.





Expert-Led Case Studies and Case Analysis

Effective learning ought to be contextual. Therefore, we will present you with real case developments in which the expert will guide you through focusing on and solving the different situations: a clear and direct way to achieve the highest degree of understanding.



Testing & Re-testing

We periodically evaluate and re-evaluate your knowledge throughout the program, through assessment and self-assessment activities and exercises: so that you can see how you are achieving your goals.



Classes

There is scientific evidence suggesting that observing third-party experts can be useful.

Learning from an expert strengthens knowledge and memory, and generates confidence in our future difficult decisions.



Quick Action Guides

We offer you the most relevant contents of the course in the form of worksheets or quick action guides. A synthetic, practical, and effective way to help you progress in your learning.



06

Certificate

The Postgraduate Diploma in Infections Present in Diseases guarantees, in addition to the most rigorous and up-to-date education, access to a diploma issued by TECH Global University.



“

Successfully complete this training and receive your university degree without travel or laborious paperwork.

This private qualification will allow you to obtain a **Postgraduate Diploma in Infections Present in Diseases** endorsed by **TECH Global University**, the world's largest online university.

TECH Global University is an official European University publicly recognized by the Government of Andorra ([official bulletin](#)). Andorra is part of the European Higher Education Area (EHEA) since 2003. The EHEA is an initiative promoted by the European Union that aims to organize the international training framework and harmonize the higher education systems of the member countries of this space. The project promotes common values, the implementation of collaborative tools and strengthening its quality assurance mechanisms to enhance collaboration and mobility among students, researchers and academics.

This **TECH Global University** private qualification is a European program of continuing education and professional updating that guarantees the acquisition of competencies in its area of knowledge, providing a high curricular value to the student who completes the program.

Title: **Postgraduate Diploma in Infections Present in Diseases**

Modality: **online**

Duration: **6 months**

Accreditation: **19 ECTS**



*Apostille Convention. In the event that the student wishes to have their paper diploma issued with an apostille, TECH Global University will make the necessary arrangements to obtain it, at an additional cost.

future
health confidence people
education information tutors
guarantee accreditation teaching
institutions technology learning
community commitment
personalized service innovation
knowledge present
online training
development languages
virtual classroom



Postgraduate Diploma Infections Present in Diseases

- » Modality: online
- » Duration: 6 months
- » Certificate: TECH Global University
- » Credits: 19 ECTS
- » Schedule: at your own pace
- » Exams: online

Postgraduate Diploma

Infections Present in Diseases

