

Postgraduate Diploma General Surgery





Postgraduate Diploma General Surgery

- » Modality: online
- » Duration: 6 months
- » Certificate: TECH Technological University
- » Dedication: 16h/week
- » Schedule: at your own pace
- » Exams: online

Website: www.techtute.com/in/medicine/postgraduate-diploma/general-surgery

Index

01

Introduction

p. 4

02

Objectives

p. 8

03

Course Management

p. 12

04

Structure and Content

p. 20

05

Methodology

p. 24

06

Certificate

p. 32

01

Introduction

In recent years, surgery has evolved significantly. Continuous advances in surgical procedures make constant training of the specialist necessary. This expert program is designed to facilitate the update in these advances through the latest educational technology, so that they can develop the surgical practice with quality and safety, thus improving the prognosis of patients.

The surgeon's constant specialization is decisive in the decision making process before the surgical patient.





“

The new scenarios push us to propose new specialization programs that meet the real needs of the most experienced professionals, so that they can incorporate the advances that are taking place in daily surgical practice”

Modern surgery implies a constant need for recycling, but the speed at which changes and advances in techniques and procedures occur, and the amount of scientific documentation published every week on new treatments, make it almost impossible for a specialist to reconcile his updating with his daily clinical and surgical practice.

Inguinal hernia surgery is undoubtedly one of the most frequently performed surgeries in our environment and involves the knowledge of a wide variety of surgical maneuvers, incision and dissection of various structures, localization of certain points and, finally, the learning of numerous repair techniques, so that a constant specialization in this field becomes essential for the development of the up-to-date practice. On the other hand, abdominal surgery frequently includes the surgical treatment of inguino-crural hernias, eventrations and the open abdominal technique, a technique that can be used in damage control surgery after severe abdominal trauma, in secondary peritonitis, in the treatment or prevention of abdominal compartment syndrome and when repeated laparotomies are required to check intestinal viability.

In addition, surgery for nodular thyroid gland disorders is very frequent, and requires a good knowledge of the anatomy of the neck, and a meticulous and well-regulated surgical technique. Despite the considerable risk of complications in surgery of the thyroid and parathyroid glands, these are rare when the surgeon has a thorough knowledge of all aspects of their physiology and pathology, and is well acquainted with the anatomy of the neck.

This Postgraduate Diploma in General Surgery is oriented to facilitate the updating of surgical procedures and techniques to the specialist, in a practical way through the latest educational technology.

This **Postgraduate Diploma in General Surgery** contains the most complete and up-to-date scientific program on the market. The most important features of the program include:

- ◆ Contains clinical cases presented by experts. The graphic, schematic, and eminently practical contents with which they are created provide scientific and practical information on the disciplines that are essential for professional practice.
- ◆ Diagnostic and therapeutic innovations in treating surgical patients.
- ◆ Presentation of practical workshops on procedures, diagnostic and therapeutic techniques in emergency abdominal, endocrine and digestive surgery.
- ◆ Video lessons on the different pathologies and their approach.
- ◆ Algorithm-based interactive learning system for decision-making in the presented clinical situations.
- ◆ Theoretical lessons, questions to the expert, debate forums on controversial topics, and individual reflection assignments.
- ◆ Content that is accessible from any fixed or portable device with an Internet connection.



Scientific evidence increases the quality of medical care. Keeping up-to-date is key to providing better care to the surgical patients”

“ *This Postgraduate Diploma may be the best investment you can make in the selection of a refresher program for two reasons: in addition to updating your knowledge in General Surgery, you will obtain a Postgraduate Diploma from TECH - Technological University*”

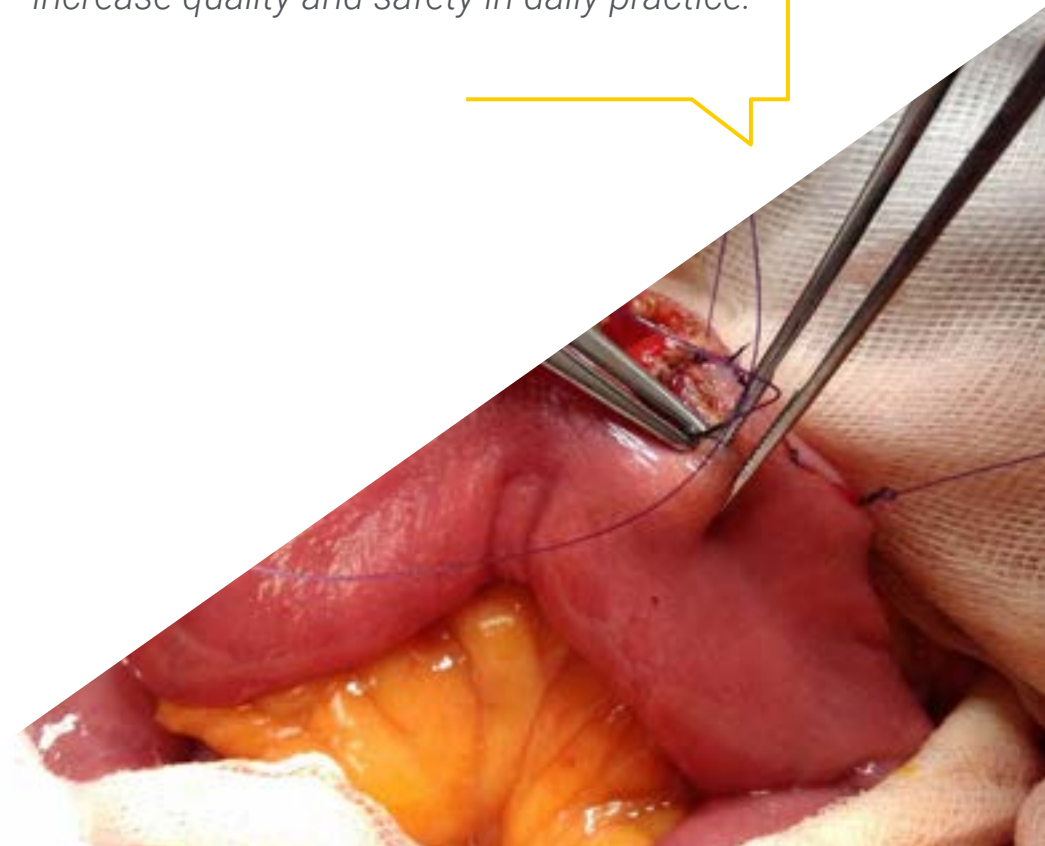
Its teaching staff includes leading surgeons, who bring to this training the experience of their work, in addition to other specialists belonging to prestigious scientific societies.

The multimedia content developed with the latest educational technology will provide the professional with situated and contextual learning, i.e., a simulated environment that will provide immersive training program to train in real situations.

This program is designed around Problem Based Learning, whereby the physician must try to solve the different professional practice situations that arise during the course. This will be done with the help of an innovative interactive video system developed by renowned experts in surgery, with extensive teaching experience.

Increase your decision-making confidence by updating your knowledge with this Postgraduate Diploma course.

Don't miss the opportunity to update your knowledge in surgical patient care to increase quality and safety in daily practice.





“

This refresher program will generate a sense of security when practising medicine, which will help you grow both personally and professionally”



General Objective

- Update the most frequent procedures and techniques of routine clinical practice in abdominal, endocrine and emergency digestive surgery, as well as to review the latest developments in terms of indications, surgical techniques and less invasive alternative treatments in the specialty of digestive system surgery.



Specific Objectives

- Update procedures in the surgical approach to open abdomen and evisceration.
- Explain the latest advances in the surgical process in the treatment of eventrations.
- Describe new developments in the surgical treatment of inguino-crural hernias.
- Point out the principles of peritoneal carcinomatosis surgery.
- Explain the indications and clinical features of peritoneal carcinomatosis surgery.
- Describe the characteristics of thyroid surgery in the treatment of thyroid nodule and multinodular goiter, hyperthyroidism.
- Update the surgical procedures for thyroid cancer.
- Incorporate advances in surgical procedures in the management of primary, secondary and tertiary hyperparathyroidism.
- Describe the most important aspects of the surgical approach to the adrenal gland.





- ◆ Identify innovations in the field of general and digestive surgery: in surgical learning, in surgical devices, in NOTES surgery and in Cell Therapy and Surgery.
- ◆ Point out the role of Information and Communication Technologies applied to surgery.
- ◆ Assess the new indications and importance of robotic surgery.
- ◆ Determine the characteristics of financing, protection and transfer of innovation in surgery.
- ◆ Update general surgical procedures and techniques applied to patients in emergency situations due to upper and lower gastrointestinal bleeding.
- ◆ Describe the general surgical procedures and techniques applied to patients in emergency situations for acute cholecystitis, cholangitis, appendicitis, and diverticulitis.
- ◆ Update general surgical procedures and techniques applied to patients in emergency situations due to acute mesenteric ischemia.

03

Course Management

The program's teaching staff includes leading surgeons who bring their experience to this training. Additionally, other recognized specialists participate in its design and preparation, which means that the program is developed in an interdisciplinary manner.





“

Learn from leading professionals the latest advances in the approach to the surgical patient”

Management



Dr. Díaz Domínguez, Joaquín

In Memoriam

"Dr. Joaquín Díaz Domínguez was at the head of this program in its numerous editions, leading the teaching team, collaborating intensively, and going out of his way to continue spreading his knowledge of medicine and surgery to everyone that has had the opportunity to participate in this program.

From Tech University we want to pay a heartfelt tribute full of affection and gratitude for his dedication and commitment during these years, always lending himself to others and sharing his experience unconditionally, to contribute to continue saving lives and caring for people who have needed it most.

Thank you very much, Joaquín."



Dr. Pascual Migueláñez, Isabel

- Degree in Medicine from the Autonomous University Madrid
- Doctorate from the Autonomous University of Madrid with the thesis "Use of sutures coated with stem cells (biosutures) in colic anastomoses. An experimental study in rats" with the qualification "Outstanding cum laude".
- Resident Doctor from the MIR program in General and Digestive System Surgery at La Paz University Hospital. Madrid
- Specialist in General and Digestive System Surgery at the Infanta Sofía University Hospital, San Sebastián de los Reyes, Madrid. Hepatobiliopancreatic Surgery Unit
- Specialist in General and Digestive System Surgery at La Paz University Hospital, Madrid. Colorectal Surgery Unit

Management



Dr. Álvarez Gallego, Mario

- ♦ Degree in Medicine and Surgery from the University of Alcalá de Henares
- ♦ Diploma of Advanced Studies (DAS): "Use of mesenchymal stem cells to prevent the formation of intra-abdominal adhesions". Autonomous University of Madrid. Surgery Department. Grade. Outstanding, Cum Laude
- ♦ Residency in General and Digestive System Surgery at La Paz University Hospital, Madrid.
- ♦ Specialist in General and Digestive System Surgery, Colorectal Surgery Unit, Infanta Sofía Hospital.
- ♦ Specialist in General and Digestive System Surgery at the Infanta Cristina Hospital, Parla, Madrid.
- ♦ Specialist in General and Digestive System Surgery, Colorectal Surgery Unit, La Paz Hospital, Madrid.
- ♦ Rotations: General and Digestive System Surgery Service, Son Llátzer Hospital, Palma de Mallorca; Abdominal Organ Transplant Unit, 12 de Octubre Hospital, Madrid; Polytraumatized Patient Unit, Los Angeles County Hospital, University of Southern California (USC), Los Angeles, California, USA.
- ♦ Member of the Innovation Platform of La Paz Hospital (Idipaz).
- ♦ Patent: "Insufflation and suction assisted surgical specimen removal device". Ownership: FIBHULP. Inventor: Mario Álvarez Gallego. Spanish patent: P201031490. Application for international protection PCT/ ES2011/002357

Professors

Dr. Aguilera Bazán, Alfredo

- ♦ Urology Department. Hsp. La Paz University Madrid

Dr. Alkorta Zuloaga, Maialen

- ♦ General and Digestive System Surgery Department. Hsp. Donostia. San Sebastián

Dr. Ayuela García, Susana

- ♦ General and Digestive System Surgery Department. Hsp. La Paz University Madrid

Dr. Belinchón Olmeda, Belén

- ♦ Radiation Oncology Service. Hsp. La Paz University Madrid

Dr. Borda Arrizabalaga, Nerea

- ♦ General and Digestive System Surgery Department. Hsp. Donostia. San Sebastián

Dr. Burgos García, Aurora

- ♦ Gastroenterology Department. Hsp. La Paz University Madrid

Dr. Castell Gómez, José Tomás.

- ♦ General and Digestive System Surgery Department. La Paz Hospital. Madrid

Dr. Chaparro Cabeza, M^a Dolores.

- ♦ General and Digestive System Surgery Department. Puerta de Hierro University Hospital. Madrid.

Dr. Corripio Sánchez, Ramón.

- ♦ General and Digestive System Surgery Department. La Paz University Hospital. Madrid.

Dr. Cristóbal Poch, Lidia.

- ♦ General and Digestive System Surgery Department. La Paz University Hospital. Madrid.

Dr. Cuadrado García, Ángel.

- ♦ General and Digestive System Surgery Department. Infanta Sofía University Hospital. Madrid.

Dr. Custodio Carretero, Ana.

- ♦ Medical Oncology Department. La Paz University Hospital. Madrid.

Dr. Del Castillo Díez, Federico.

- ♦ General and Digestive System Surgery Department. Infanta Sofía University Hospital. Madrid. Associate Professor at the European University of Madrid.

Dr. Esteban Agustí, Enrique.

- ♦ General and Digestive System Surgery Department. Infanta Sofía University Hospital. Madrid.

Dr. Feliu Batlle, Jaime.

- ♦ Head of the Medical Oncology Department. La Paz University Hospital. Madrid.

Dr. Feltes Ochoa, Rosa.

- ♦ Dermatology Department. La Paz University Hospital. Madrid.

Dr. Fernández Cebrián, José María.

- ♦ Head of the General and Digestive System Surgery Department. Fundación Alcorcón University Hospital. Madrid.
- ♦ Professor at Rey Juan Carlos University.

Dr. Fernández Luengas, David.

- ♦ Head Associate of the General and Digestive System Surgery Department at La Luz Quirón Hospital Madrid.

Dr. Fernández Sánchez, Rocío.

- ♦ General and Digestive System Surgery Department. Infanta Sofía University Hospital. Madrid.
- ♦ Associate Professor at the European University of Madrid.

Dr. Ferrero Celemin, Esther.

- ♦ General and Digestive System Surgery Department. Infanta Sofía University Hospital. Madrid.

Dr. Freire Torres, Eugenio.

- ♦ General and Digestive System Surgery Department. Quirón San Camilo Hospital. Madrid.

Dr. Froilán Torres, Consuelo.

- ♦ Head of the Gastroenterology Department. La Paz University Hospital. Madrid.

Dr. García Olmo, Damián.

- ♦ Head of the General and Digestive System Surgery Department. IDC Salud Hospital.
- ♦ Professor of Surgery. Autonomous University of Madrid.

Dr García Oria, Miguel Juan.

- ♦ General and Digestive System Surgery Department. Puerta de Hierro Hospital. Madrid.

Dr. García Sancho, Luís.

- ♦ General and Digestive System Surgery Department. Hospital Infanta Sofía
- ♦ Associate Professor at the European University of Madrid.

Dr. García Sanz, Iñigo.

- ♦ General and Digestive System Surgery Department. La Princesa Hospital. Madrid.

Dr. Georgiev Hristov, Tihomir.

- ♦ General and Digestive System Surgery Department. Jiménez Díaz Foundation, Madrid.

Dr. Ghanem Cañete, Ismael.

- ♦ Medical Oncology Department. La Paz University Hospital. Madrid.

Dr. Gil Yonte, Pablo.

- ♦ General and Digestive System Surgery Department. Fundación Alcorcón Hospital. Madrid.

Dr. Gómez Ramírez, Joaquín.

- ♦ General and Digestive System Surgery Department. Jiménez Díaz Foundation, Madrid.

Dr. Gómez Senent, Silvia.

- ♦ Gastroenterology Department. La Paz University Hospital. Madrid.

Dr. González Gómez, Carolina.

- ♦ General and Digestive System Surgery Department. La Paz University Hospital. Madrid.

Dr. González González, Federico.

- ♦ Medical Oncology Department, Quirón Salud Madrid University Hospital.

Dr. González Sánchez, Juan Antonio.

- ♦ Head of the General and Digestive System Surgery Section Department. La Paz University Hospital. Madrid.

Dr. Guerra Azcona, Gonzalo.

- ♦ General and Digestive System Surgery Department. Quirón San Camilo Hospital. Madrid.

Dr. Guerra PASTRIÁN, Laura.

- ♦ Anatomic Pathology Service. La Paz University Hospital. Madrid.

Dr. Heras Garceau, María.

- ♦ General and Digestive System Surgery Department. La Paz University Hospital. Madrid.

Dr. Herrera Sampablo, Ana.

- ♦ General and Digestive System Surgery Department. Can Misses Hospital Ibiza

Dr. Higuera Gómez, Oliver.

- ♦ Medical Oncology Department. La Paz University Hospital. Madrid.

Dr. Jiménez Toscano, Marta.

- ♦ General and Digestive System Surgery Department. Barcelona Clinical Hospital.

Dr. López Baena, José Ángel.

- ♦ General and Digestive System Surgery Department. Gregorio Marañón University Hospital. Madrid.
- ♦ Associate Professor of Surgical Pathology I of the Surgery Department.

Dr. López Carrasco, Ana.

- ♦ Obstetrics and Gynecology Service. La Paz University Hospital. Madrid.

Dr. López Monclús, Javier.

- ♦ General and Digestive System Surgery Department. Puerta de Hierro University Hospital. Madrid.

Dr. Lucena de la Poza, José Luís.

- ♦ General and Digestive System Surgery Department. Puerta de Hierro University Hospital. Madrid.

Dr. Marijuán Martín, José L.

- ♦ Digestive System Service. Unit of Coloproctology Section Head. La Paz University Hospital. Madrid.

Dr. Marín Serrano, Eva.

- ♦ Gastroenterology Department. La Paz University Hospital. Madrid.

Dr. Martín Arranz, Eduardo.

- ♦ Gastroenterology Department. La Paz University Hospital. Madrid.

Dr. Martín Arranz, María Dolores.

- ♦ Gastroenterology Department. La Paz University Hospital. Madrid.

Dr. Martínez Marín, Virginia.

- ♦ Medical Oncology Department. La Paz University Hospital. Madrid.

Dr. Martínez Puente, Carmen.

- ♦ General Surgery Department. CEMTRO Clinic. Madrid.

Dr. Morandeira Rivas, Antonio.

- ♦ General and Digestive System Surgery Department. "La Mancha-Centro" Hospital Complex. Alcázar de San Juan.

Dr. Moreno Sanz, Carlos.

- ♦ Head of the General and Digestive System Surgery Department. "La Mancha-Centro" Hospital Complex. Alcázar de San Juan.

Dr. Nasimi Sabbagh, Rula.

- ♦ General and Digestive System Surgery Department. La Paz University Hospital. Madrid.

Dr. Noguera Aguilar, José F.

- ♦ Head of the General and Digestive System Surgery Department. A Coruña University Hospital Complex.

Dr. Novo Torres, Joan Ricardo.

- ♦ Radiodiagnostic Service, Vascular, and Interventional Radiology Section. La Paz University Hospital. Madrid.

Dr. Olea, Joseba.

- ♦ General and Digestive System Surgery Department. Son Espases Hospital Palma de Mallorca.

Dr. Osorio Silla, Irene.

- ♦ General and Digestive System Surgery Department. 12 Octubre University Hospital. Madrid.

Dr. Pérez-Robledo, Juan Pedro.

- ♦ General and Digestive System Surgery Department. La Paz University Hospital. Madrid.

Dr. Ponce Dorrego, María Dolores.

- ♦ Radiodiagnostic Service, Vascular, and Interventional Radiology Section. La Paz University Hospital. Madrid.

Dr. Priego Jiménez, Pablo.

- ♦ General and Digestive System Surgery Department. Ramón y Cajal University Hospital Madrid.

Dr. Prieto Nieto, Isabel.

- ♦ General and Digestive System Surgery Department. La Paz Hospital. Madrid Associate Professor at the AUM.

Dr. Pueyo Rabanal, Alberto.

- ♦ General and Digestive System Surgery Department. Puerta de Hierro University Hospital. Madrid.

Dr. Recarte Rico, María.

- ♦ General and Digestive System Surgery Department. La Paz University Hospital. Madrid.

Dr. Rodríguez Martín, Marcos.

- ♦ General and Digestive System Surgery Department. Gregorio Marañón Hospital. Madrid.

Dr. Rodríguez Rodríguez, Isabel.

- ♦ Radiation Oncology Service. La Paz University Hospital. Madrid.

Dr. Rodríguez Salas, Nuria.

- ♦ Medical Oncology Department. La Paz University Hospital. Madrid.

Dr. Rubio Pérez, Inés.

- ♦ General and Digestive System Surgery Department. La Paz Hospital. Madrid

Dr. Salinas Gómez, Javier.

- ♦ General and Digestive System Surgery Department. La Paz University Hospital. Madrid.

Dr. Sánchez López, J. Daniel.

- ♦ General and Digestive System Surgery Department. Infanta Sofía University Hospital. Madrid.
- ♦ Associate Professor at the European University of Madrid.

Sánchez Simón, Estela.

- ♦ Lawyer and Innovation and Knowledge Transfer Manager at the Innovation Support Unit of the Health Research- of the La Paz University Hospital (IdiPAZ). Madrid.

Tejedor Botello, Marisa.

- ♦ Economist La Paz University Hospital-Institute for Biomedical Research of La Paz Hospital (IdiPAZ) of Madrid, as a member of the Innovation Support Unit.

Dr. Tone Villanueva, Jorge Fernando.

- ♦ General and Digestive System Surgery Department. La Paz University Hospital. Madrid.

Dr. Trébol López, Jacobo.

- ♦ General and Digestive System Surgery Department. La Paz University Hospital. Madrid.

Dr. Tresierra Carranza, Luís.

- ♦ General and Digestive System Surgery Department. HM Sanchinarro University Hospital. Madrid.

Dr. Vázquez Jiménez, Wenceslao.

- ♦ General and Digestive System Surgery Department. Gregorio Marañón University Hospital. Madrid.

Dr. York Pineda, Elisa.

- ♦ General and Digestive System Surgery Department. La Paz University Hospital. Madrid.

Dr. Zorrilla Ortúzar, Jaime.

- ♦ General and Digestive System Surgery Department. Gregorio Marañón University Hospital. Madrid.

04

Structure and Content

The structure of the contents has been designed by a team of specialists knowledgeable about the implications of specialization in surgical practice, aware of the current relevance of training to be able to act before the patient and committed to quality teaching through new educational technologies.





“

This Postgraduate Diploma in General Surgery contains the most complete and up-to-date scientific program on the market”

Module 1. Endocrine Surgery

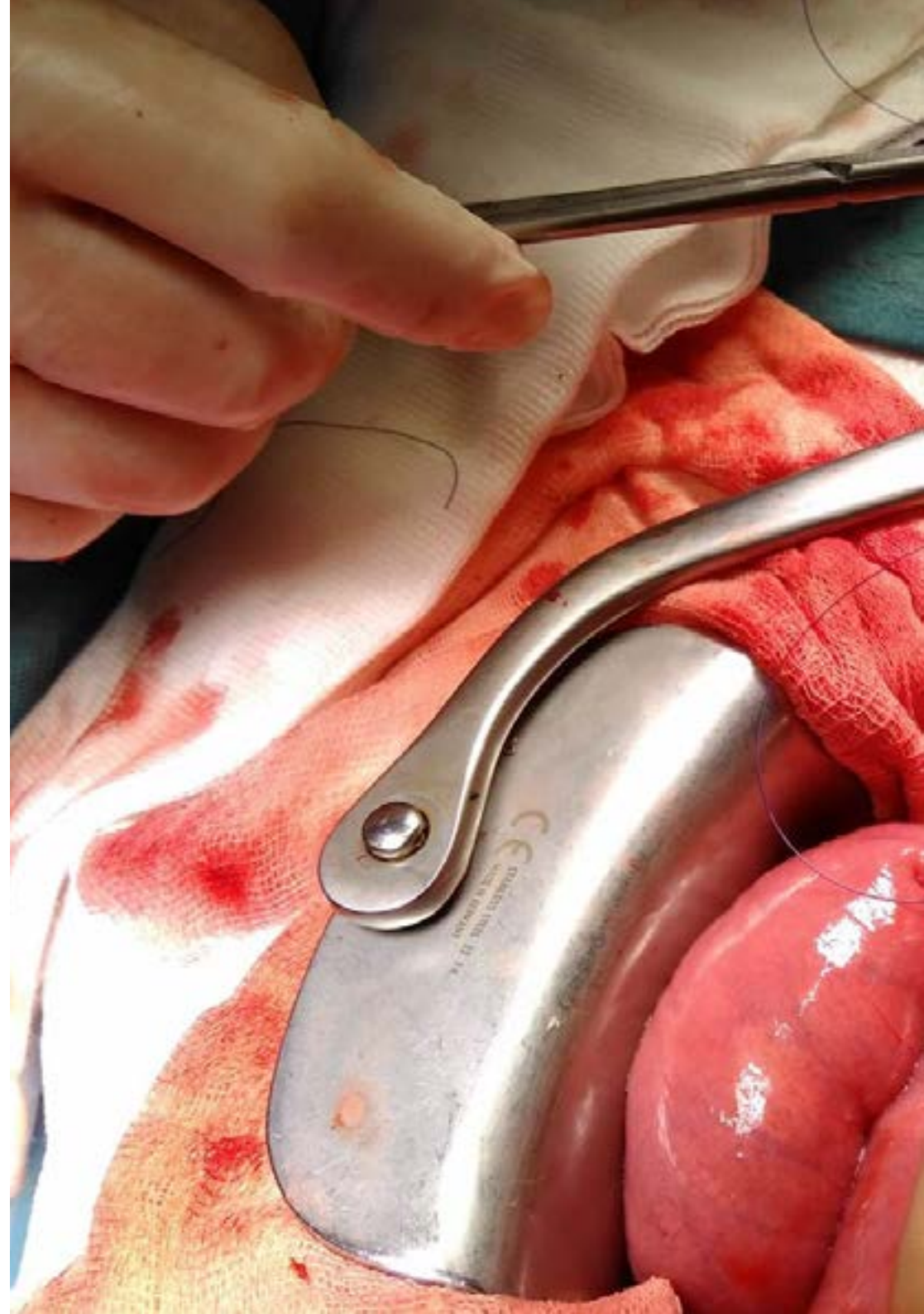
- 1.1. Thyroid Nodule and Multinodular Goiter
- 1.2. Hyperthyroidism
- 1.3. Thyroid Cancer
- 1.4. Primary Hyperparathyroidism
- 1.5. Secondary and Tertiary Hyperparathyroidism
- 1.6. Adrenal Gland Surgery.

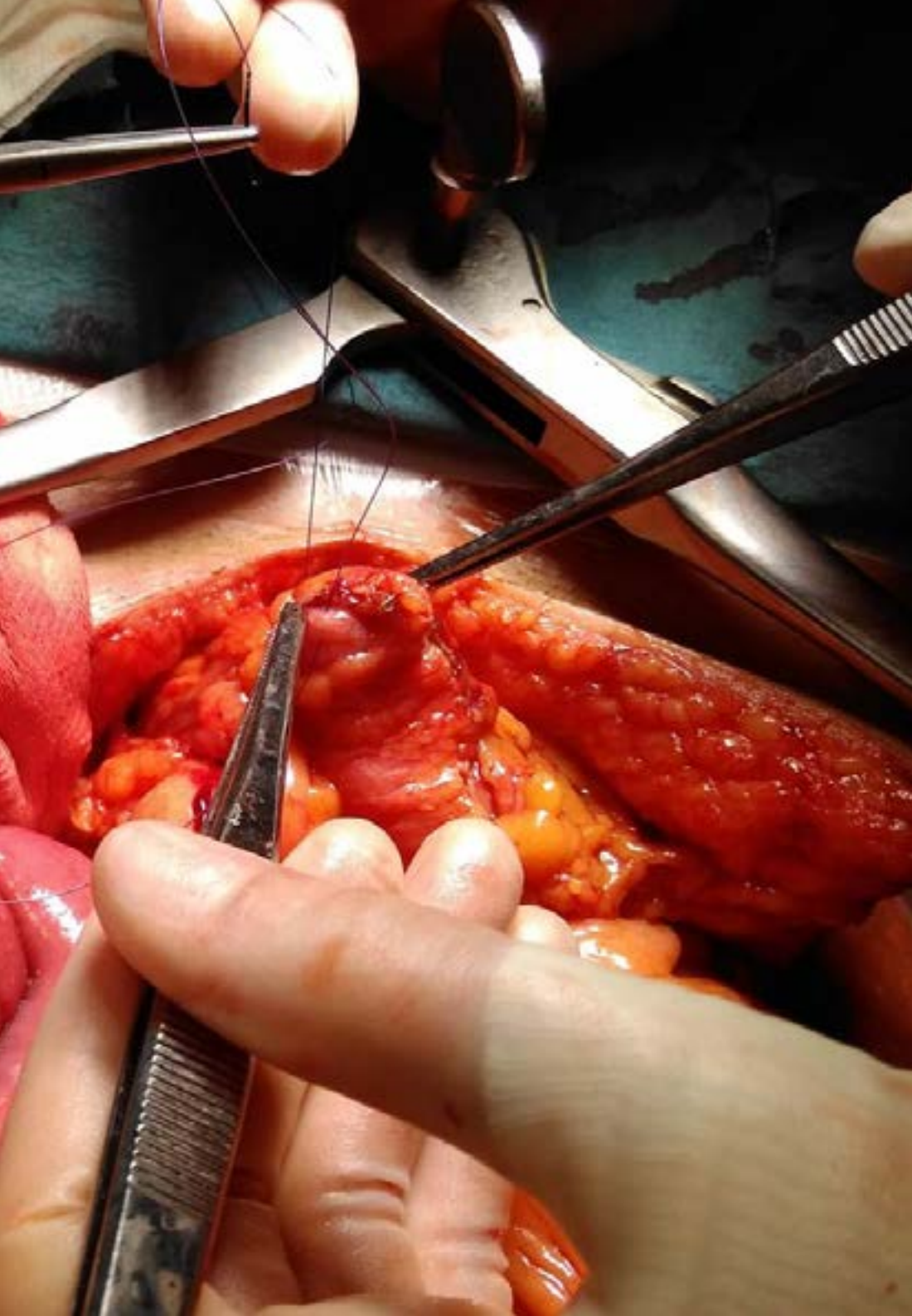
Module 2. Abdominal Wall Surgery

- 2.1. Laparotomies and Closure Midline and Lateral Hernias
- 2.2. Inguinocrural Hernias
- 2.3. Eventrations. Eventration Prophylaxis
- 2.4. Management of Open Abdomen and Evisceration

Module 3. Peritoneal Carcinomatosis

- 3.1. Multimodal Treatment of Peritoneal Carcinomatosis





Module 4. Digestive Surgery Emergencies

- 4.1. Upper Gastrointestinal Bleeding
- 4.2. Acute Cholecystitis
- 4.3. Acute Cholangitis
- 4.4. Acute Appendicitis
- 4.5. Acute Diverticulitis
- 4.6. Lower Gastrointestinal Bleeding
- 4.7. Acute Mesenteric Ischemia
- 4.8. Intestinal Obstruction

Module 5. Surgical Innovation

- 5.1. Introduction to Surgical Innovation
- 5.2. Innovation in Surgical Learning
- 5.3. ICT
- 5.4. Innovation in Surgical Devices
- 5.5. Innovation in NOTES Surgery
- 5.6. Robotic Surgery
- 5.7. Financing, Protection, and Transfer of Innovation in Surgery

“

A unique, key and decisive training experience to boost your professional development”

05

Methodology

This training program provides you with a different way of learning. Our methodology uses a cyclical learning approach: ***Re-learning***.

This teaching system is used in the most prestigious medical schools in the world, and major publications such as the ***New England Journal of Medicine*** have considered it to be one of the most effective.



“

Discover Re-learning, a system that abandons conventional linear learning, to take you through cyclical teaching systems: a way of learning that has proven to be extremely effective, especially in subjects that require memorization"

At TECH we use the Case Method

In a given situation, what would you do? Throughout the program, you will be presented with multiple simulated clinical cases based on real patients, where you will have to investigate, establish hypotheses and, finally, resolve the situation. There is abundant scientific evidence on the effectiveness of the method. Specialists learn better, faster, and more sustainably over time.

With TECH you can experience a way of learning that is shaking the foundations of traditional universities around the world.



According to Dr. Gérvas, the clinical case is the annotated presentation of a patient, or group of patients, which becomes a "case", an example or model that illustrates some peculiar clinical component, either because of its teaching potential or because of its uniqueness or rarity. It is essential that the case is based on current professional life, trying to recreate the real conditions in professional medical practice.

“

Did you know that this method was developed in 1912 at Harvard for law students? The case method consisted of presenting students with real-life, complex situations for them to make decisions and justify their decisions on how to solve them. In 1924, Harvard adopted it as a standard teaching method”

The effectiveness of the method is justified by four fundamental achievements:

1. Students who follow this method not only grasp concepts, but also develop their mental capacity by evaluating real situations and applying their knowledge.
2. The learning process has a clear focus on practical skills that allow the student to better integrate into the real world.
3. Ideas and concepts are understood more efficiently, given that the example situations are based on real-life.
4. Students like to feel that the effort they put into their studies is worthwhile. This then translates into a greater interest in learning and more time dedicated to working on the course.



Re-Learning Methodology

At TECH we enhance the Harvard case method with the best 100% online teaching methodology available: Re-learning.

Our University is the first in the world to combine the study of clinical cases with a 100% online learning system based on repetition, combining a minimum of 8 different elements in each lesson, which represent a real revolution with respect to simply studying and analyzing cases.



The physician will learn through real cases and by solving complex situations in simulated learning environments. These simulations are developed using state-of-the-art software to facilitate immersive learning.

At the forefront of world teaching, the Re-learning method has managed to improve the overall satisfaction levels of professionals who complete their studies, with respect to the quality indicators of the best Spanish-speaking online university (Columbia University).

With this methodology we have trained more than 250,000 physicians with unprecedented success, in all clinical specialties regardless of the surgical load. All this in a highly demanding environment, where the students have a strong socio-economic profile and an average age of 43.5 years.


Re-learning will allow you to learn with less effort and better performance, involving you more in your specialization, developing a critical mindset, defending arguments, and contrasting opinions: a direct equation to success.

In our program, learning is not a linear process, but rather a spiral (we learn, unlearn, forget, and re-learn). Therefore, we combine each of these elements concentrically.

The overall score obtained by our learning system is 8.01, according to the highest international standards.



In this program you will have access to the best educational material, prepared with you in mind:



Study Material

All teaching material is produced by the specialists who teach the course, specifically for the course, so that the teaching content is highly specific and precise.

This content is then adapted in an audiovisual format that will create our way of working online, with the latest techniques that allow us to offer you high quality in all of the material that we provide you with.



Latest Techniques and Procedures on Video

We introduce you to the latest techniques, to the latest educational advances, to the forefront of current medical techniques. All this, in first person, with the maximum rigor, explained and detailed for your assimilation and understanding. And best of all, you can watch them as many times as you want.



Interactive Summaries

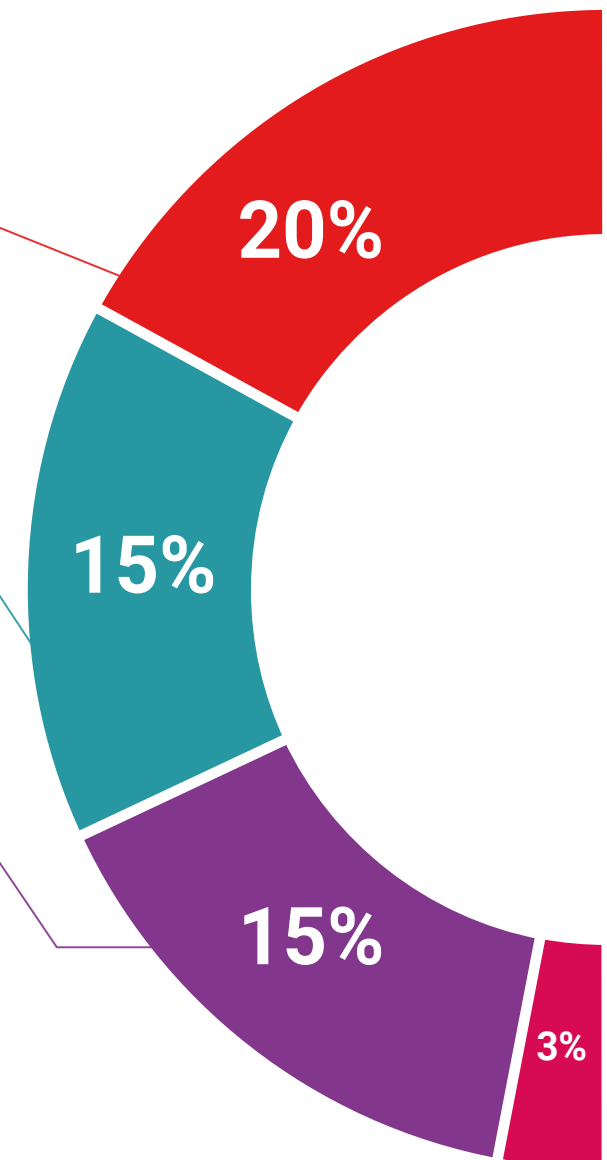
We present the contents attractively and dynamically in multimedia lessons that include audio, videos, images, diagrams, and concept maps in order to reinforce knowledge.

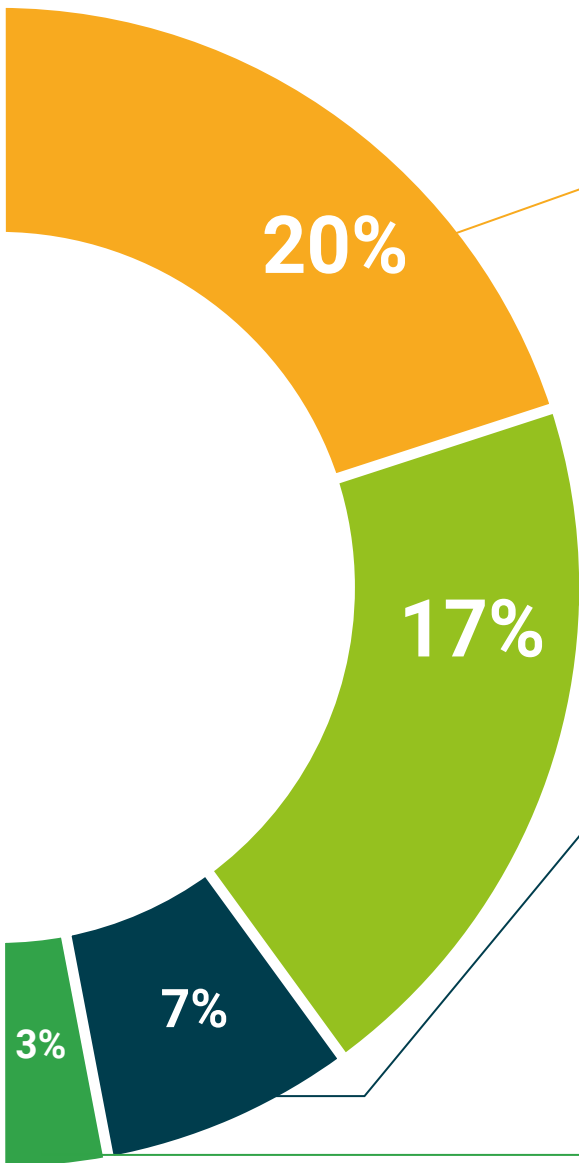
This unique multimedia content presentation training system was awarded by Microsoft as a "European Success Story".



Additional Reading

Recent articles, consensus documents, international guides. in our virtual library you will have access to everything you need to complete your training.





Expert-Led Case Studies and Case Analysis

Effective learning ought to be contextual. Therefore, we will present you with real case developments in which the expert will guide you through focusing on and solving the different situations: a clear and direct way to achieve the highest degree of understanding.



Testing & Re-testing

We periodically evaluate and re-evaluate your knowledge throughout the program, through assessment and self-assessment activities and exercises: so that you can see how you are achieving your goals.



Classes

There is scientific evidence suggesting that observing third-party experts can be useful.

Learning from an expert strengthens knowledge and memory, and generates confidence in our future difficult decisions.



Quick Action Guides

We offer you the most relevant contents of the course in the form of worksheets or quick action guides. A synthetic, practical, and effective way to help you progress in your learning.



06 Certificate

The Postgraduate Diploma in General Surgery guarantees you, in addition to the most rigorous and up-to-date training, access to a Postgraduate Diploma issued by TECH - Technological University.



“

Successfully complete this specialisation and receive your university diploma without travel or laborious paperwork"

This **Postgraduate Diploma in General Surgery** contains the most complete and up-to-date scientific program on the market.

After the student has passed the evaluations, they will receive by mail with acknowledgement of receipt their corresponding **Postgraduate Diploma Certificate** issued by **TECH Technological University**.

The certificate issued by **TECH Technological University** will specify the qualification obtained through the Postgraduate Diploma, and meets the requirements commonly demanded by labor exchanges, competitive examinations, and professional career evaluation committees.

Title: **Postgraduate Diploma in General Surgery**

Official Number of Hours: **500**



*Apostille Convention. In the event that the student wishes to have their paper certificate issued with an apostille, TECH EDUCATION will make the necessary arrangements to obtain it, at an additional cost.

future
health confidence people
education information tutors
guarantee accreditation teaching
institutions technology learning
community commitment
personalized service innovation
knowledge present quality
development languages
virtual classroom

tech technological
university

Postgraduate Diploma
General Surgery

- » Modality: **online**
- » Duration: **6 months**
- » Certificate: **TECH Technological University**
- » Dedication: **16h/week**
- » Schedule: **at your own pace**
- » Exams: **online**

Postgraduate Diploma General Surgery

