

# Postgraduate Diploma

Forensic Pathology and Sexology  
for Physicians





## Postgraduate Diploma

### Forensic Pathology and Sexology for Physicians

Course Modality: **Online**

Duration: **6 months.**

Certificate: **TECH Technological University**

**19 ECTS Credits**

Teaching Hours: **475 hours.**

Website: [www.techtute.com/in/medicine/postgraduate-diploma/postgraduate-diploma-forensic-pathology-sexology-physicians](http://www.techtute.com/in/medicine/postgraduate-diploma/postgraduate-diploma-forensic-pathology-sexology-physicians)

# Index

01

Introduction

---

*p. 4*

02

Objectives

---

*p. 8*

03

Structure and Content

---

*p. 12*

04

Methodology

---

*p. 18*

05

Certificate

---

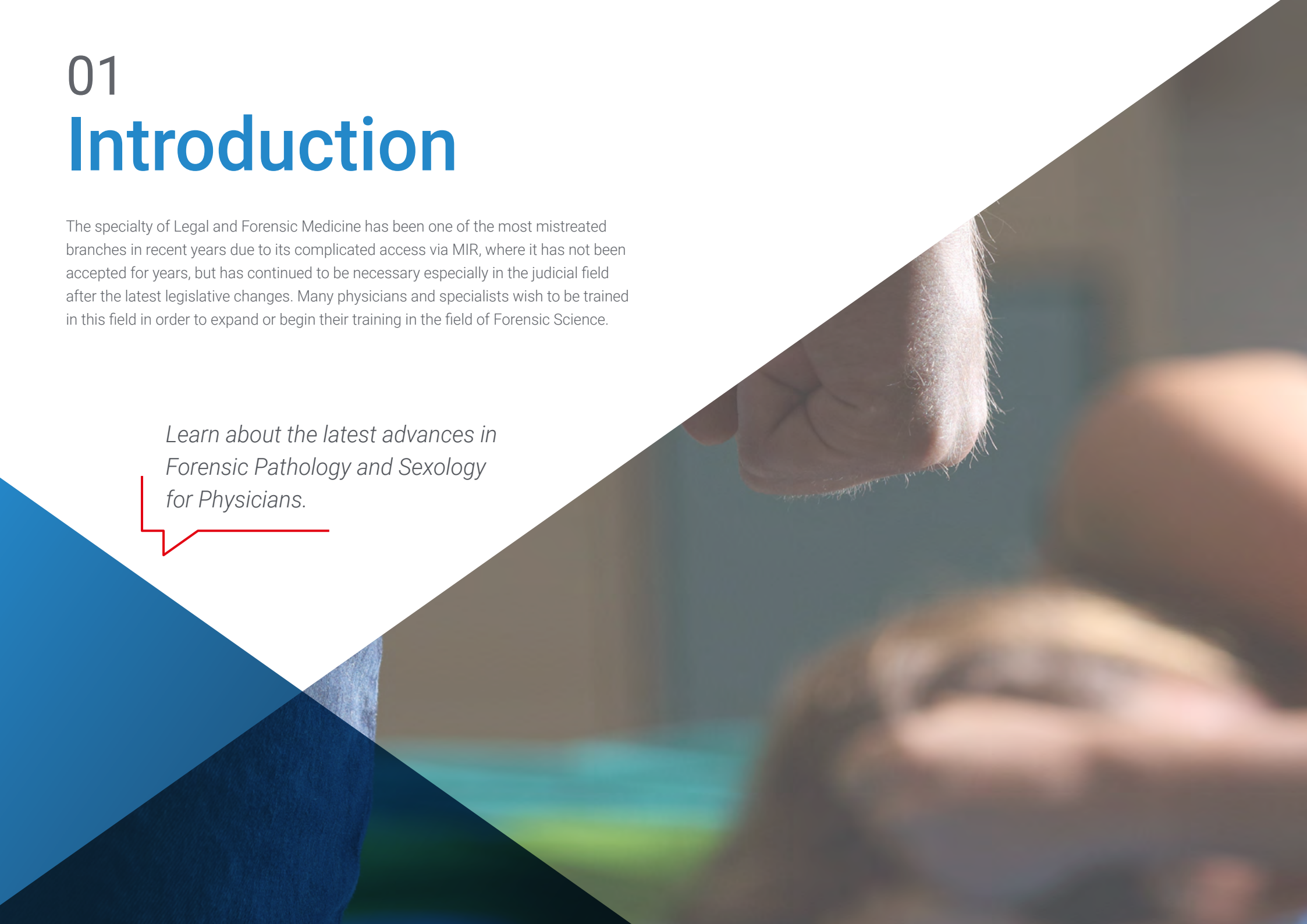

*p. 26*

01

# Introduction

The specialty of Legal and Forensic Medicine has been one of the most mistreated branches in recent years due to its complicated access via MIR, where it has not been accepted for years, but has continued to be necessary especially in the judicial field after the latest legislative changes. Many physicians and specialists wish to be trained in this field in order to expand or begin their training in the field of Forensic Science.

*Learn about the latest advances in  
Forensic Pathology and Sexology  
for Physicians.*





“

*Improve your knowledge in Forensic Pathology and Sexology for Physicians through this program, where you will find the best didactic material with real clinical cases. Learn here about the latest advances in the specialty to be able to perform a quality medical practice"*

This Postgraduate Diploma allows to unite the scientific application with the practical part already performed, adding at the same time an adaptation to the new technologies with the implementation of online training. It allows the student to learn the basic principles necessary for the study of forensic thanatology, forensic pathology, forensic sexology, forensic toxicology, forensic psychiatry, damage assessment, anthropology, and criminalistics.

The Postgraduate Diploma meets the needs of professionals who demand adequate knowledge to enable them to perform forensic assessments, expert reports as well as the ability and fluency to ratify the opinion and understand the stages of the legal proceedings when necessary. At the same time, it offers the possibility for all students to learn how to assess not only bodily injury, but also to quantify negligence, assess disability, and determine disabilities.

Currently, law firms and private clients require a forensic expert examination for most of their procedures. It is for this reason, in addition to the lack of existing professionals, that we consider it appropriate to implement a correct, up-to-date, and especially useful syllabus for the daily practice of this activity.



*Update your knowledge through the Postgraduate Diploma in Forensic Pathology and Sexology for Physicians"*

This **Postgraduate Diploma in Forensic Pathology and Sexology for Physicians** contains the most complete and up-to-date scientific program on the market. The most important features of the program include:

- ♦ Development of more than 75 clinical cases presented by experts in Forensic Pathology and Sexology for Physicians
- ♦ The graphic, schematic, and eminently practical contents of which they are composed provide scientific and practical information on the disciplines that are essential for professional practice
- ♦ Diagnostic-therapeutic developments on assessment, diagnosis and intervention in Forensic Pathology and Sexology for Physicians
- ♦ It contains practical exercises where the self-evaluation process can be carried out to improve learning
- ♦ Algorithm-based interactive learning system for decision-making in the presented clinical situations
- ♦ With special emphasis on evidence-based medicine and research methodologies in Forensic Pathology and Sexology for Physicians
- ♦ All this will be complemented by theoretical lessons, questions to the expert, debate forums on controversial topics, and individual reflection assignments
- ♦ Content that is accessible from any fixed or portable device with an Internet connection

“

*This Postgraduate Diploma may be the best investment you can make in the selection of a training program for two reasons: in addition to updating your knowledge in Forensic Pathology and Sexology for Physicians, you will obtain a certificate from TECH Technological University"*


It includes in its teaching staff professionals belonging to the field of Forensic Pathology and Sexology for Physicians, who bring to this training the experience of their work, in addition to recognized specialists belonging to scientific societies of reference.

The multimedia content developed with the latest educational technology will provide the professional with situated and contextual learning, i.e., a simulated environment that will provide an immersive training program to train in real situations.

This program is designed around Problem Based Learning, whereby the physician must try to solve the different professional practice situations that arise during the course. For this purpose, the physician will be assisted by an innovative interactive video system developed by recognized experts in the field of Forensic Pathology and Sexology for Physicians with extensive teaching experience.

*Increase your decision-making confidence by updating your knowledge through this Postgraduate Certificate.*

*Make the most of this opportunity to learn about the latest advances in Forensic Pathology and Sexology for Physicians and improve your patient care.*





02

# Objectives

The Postgraduate Diploma in Forensic Pathology and Sexology for Physicians is aimed at facilitating the physician's actions in all types of patients at serious toxicological risk or with acute intoxication.





“

*This Postgraduate Diploma is designed to help you update your knowledge in Forensic Pathology and Sexology for Physicians, with the use of the latest educational technology, to contribute with quality and safety to decision making, diagnosis, treatment and patient support"*





## Specific Module Objectives

---

- ♦ Define the different personality types of the subjects
  - ♦ Describe the components of antisocial personality
  - ♦ Define the different investigative techniques used in forensic medicine
  - ♦ Define the process for conducting criminological examinations
  - ♦ Define the parameters for determining certain aspects of the subject according to forensic anthropology
  - ♦ Describe the medical/forensic aspects of opiate- and cocaine-related disorders
  - ♦ Define the medical/forensic aspects of disorders related to cannabis and other drugs
  - ♦ Explain how to act in cases of post-traumatic stress
  - ♦ Define the medical/forensic aspects of personality disorders
  - ♦ Identify the toxicokinetics of herbicides and how to treat cases of acute intoxication
  - ♦ Explain the toxicokinetics of pyrethroids and insect repellents and how to treat cases of acute intoxication
  - ♦ Identify the toxicokinetics of organochlorines and how to treat cases of acute intoxication
  - ♦ Explain the toxicokinetics of organophosphates and carbamates and how to treat cases of acute intoxication
  - ♦ Explain the toxicokinetics of pyrethroids and insect repellents and how to treat cases of acute intoxication
  - ♦ Identify the toxicokinetics of amphetamines and designer drugs and how to treat cases of acute intoxication
  - ♦ Explain the toxicokinetics of inhalants and how to treat cases of acute intoxication
  - ♦ Explain the toxicokinetics of ethanol and how to treat cases of acute intoxication
- ♦ Define the nature of crimes against sexual freedom and indemnity
  - ♦ Define relevant aspects for identifying possible attacks
  - ♦ Define relevant aspects to identify possible attackers
  - ♦ Explain the mechanisms of the most common vehicular traffic injuries
  - ♦ Define the mechanisms of death



*This Postgraduate Diploma is the best way to get you up to date on Forensic Pathology and Sexology for Physicians"*

03

# Structure and Content

The structure of the contents has been designed by a team of professionals from the best hospitals and universities in the country, aware of the relevance of current training to intervene in the diagnosis, treatment and monitoring of Forensic Pathology and Sexology for Physicians and committed to quality teaching through new educational technologies.





“

*This Postgraduate Diploma in Forensic Pathology and Sexology for Physicians contains the most complete and up-to-date scientific program on the market”*



## Module 1. Forensic Pathology I

- 1.1. Death due to Injury.
  - 1.1.1. Classification.
  - 1.1.2. Destruction of Vital Centers.
  - 1.1.3. Hemorrhage.
- 1.2. Traumatic Shock and Embolisms.
  - 1.2.1. Concept.
  - 1.2.2. Mechanism of Production.
- 1.3. Multiorgan Dysfunction Syndrome.
  - 1.3.1. Definition and Concept.
- 1.4. Natural Death of Neurological Origin.
  - 1.4.1. Concept and Diagnosis.
- 1.5. Natural Death of Digestive and Metabolic Origin.
- 1.6. Sudden Infant Death.
  - 1.6.1. Classification.
  - 1.6.2. Possible Disguised Deaths (Abuse).
- 1.7. Sudden Adult Death.
  - 1.7.1. Concept and Classification.
- 1.8. Study of Contusions.
  - 1.8.1. Signs of Struggle.
  - 1.8.2. Signs of Defence.
- 1.9. Stab Wounds.
  - 1.9.1. Types of Wounds.
  - 1.9.2. Mechanism of Production.
- 1.10. Gunshot Wounds.
  - 1.10.1. Types of Wounds.
    - 1.10.1.1. Entry Wounds.
    - 1.10.1.2. Exit Wounds.
    - 1.10.1.3. Mechanism of Production.
- 1.11. Electrical Injuries.
  - 1.11.1. Concept.
  - 1.11.2. Mechanism of Production.







- 1.12. Cold, Radiation, and Atmospheric Pressure Injuries.
  - 1.12.1. Concept.
  - 1.12.2. Classification.
  - 1.12.3. Mechanism of Production.
- 1.13. Heat Injuries and Burns.
  - 1.13.1. Concept.
  - 1.13.2. Classification.
  - 1.13.3. Identification.
- 1.14. Fire Injuries.
  - 1.14.1. Concept.
  - 1.14.2. Classification.
  - 1.14.3. Identification.
- 1.15. Blast Injuries.
- 1.16. Major Disasters.

## Module 2. Forensic Pathology II

- 2.1. Domestic Abuse.
  - 2.1.1. Concept.
  - 2.1.2. Detection.
  - 2.1.3. Diagnosis.
- 2.2. Child Abuse.
  - 2.2.1. Concept.
  - 2.2.2. Detection.
  - 2.2.3. Diagnosis.
- 2.3. Child Sexual Abuse.
  - 2.3.1. Concept.
  - 2.3.2. Detection.
  - 2.3.3. Diagnosis.
- 2.4. Abuse in Relationships.
  - 2.4.1. Concept.
  - 2.4.2. Detection.
  - 2.4.3. Diagnosis.
  - 2.4.2. Possible False Abuse.



- 2.5. Elder Abuse.
  - 2.5.1. Concept.
  - 2.5.2. Detection.
  - 2.5.3. Diagnosis.
- 2.6. Traffic Accident Injuries.
  - 2.6.1. Concept.
  - 2.6.2. Classification.
- 2.7. Forensic Medical Investigation of Aircraft Accidents.
  - 2.7.1. Concept.
  - 2.7.2. Basic Notions.
- 2.8. Mechanical Asphyxiation.
  - 2.8.1. Concept.
  - 2.8.2. Classification.
- 2.9. Mechanisms of Death.
  - 2.9.1. Common Injuries in Deaths due to Asphyxiation.
- 2.10. Hanging.
  - 2.10.1. Concept.
  - 2.10.2. Classification.
  - 2.10.3. Diagnosis.
- 2.11. Strangulation.
  - 2.11.1. Concept.
  - 2.11.2. Classification.
  - 2.11.3. Diagnosis.
- 2.12. Suffocation.
  - 2.12.1. Concept.
  - 2.12.2. Diagnosis.
- 2.13. Submersion.
  - 2.13.1. Concept.
  - 2.13.2. Diagnosis.
- 2.14. Violent Infant Death.
  - 2.14.1. Concept.
  - 2.14.2. Relevant Aspects to Identify Possible Attacks.
  - 2.14.3. Relevant Aspects to Identify Possible Attackers.







- 2.15. Natural and Violent Pathology in Relation to Work.
  - 2.15.1. Common Disease.
  - 2.15.2. Occupational Disease.
  - 2.15.3. Occupational Disease.
  - 2.15.4. Common Accidents.
  - 2.15.5. Occupational Accidents.
- 2.16. Causal Links in the Production of Injuries.
- 2.17. Contents of the Medical Report to Aid the Courts.

### Module 3. Forensic Sexology

- 3.1. Crimes against Sexual Freedom and Indemnity.
  - 3.1.1. Concept.
  - 3.1.2. Classification.
- 3.2. Pregnancy and Abortion.
  - 3.2.1. Concept.
  - 3.2.2. Typology.
  - 3.2.3. Issues of Interest to the Courts.
- 3.3. Physiological Birth Diagnosis.
  - 3.3.1. Concept.
  - 3.3.2. Issues of Interest to the Courts.
- 3.4. Sex Diagnosis.
  - 3.4.1. Concept.
  - 3.4.2. Issues of Interest to the Courts.
  - 3.4.3. Update on Gender Dysphoria.
- 3.5. Sexual Dysfunctions.
  - 3.5.1. Concept.
  - 3.5.2. Classification.

04

# Methodology

This training program provides you with a different way of learning. Our methodology uses a cyclical learning approach: ***Re-learning***.

This teaching system is used in the most prestigious medical schools in the world, and major publications such as the ***New England Journal of Medicine*** have considered it to be one of the most effective.

“

*Discover Re-learning, a system that abandons conventional linear learning, to take you through cyclical teaching systems: a way of learning that has proven to be extremely effective, especially in subjects that require memorization"*

## At TECH we use the Case Method

In a given situation, what would you do? Throughout the program, you will be presented with multiple simulated clinical cases based on real patients, where you will have to investigate, establish hypotheses and, finally, resolve the situation. There is an abundance of scientific evidence on the effectiveness of the method. Specialists learn better, faster, and more sustainably over time.

*With TECH you can experience a way of learning that is shaking the foundations of traditional universities around the world.*



According to Dr. Gérvas, the clinical case is the annotated presentation of a patient, or group of patients, which becomes a "case", an example or model that illustrates some peculiar clinical component, either because of its teaching potential or because of its uniqueness or rarity. It is essential that the case is based on current professional life, trying to recreate the real conditions in professional medical practice.





*Did you know that this method was developed in 1912 at Harvard for law students? The case method consisted of presenting students with real-life, complex situations for them to make decisions and justify their decisions on how to solve them. In 1924, Harvard adopted it as a standard teaching method”*

The effectiveness of the method is justified by four fundamental achievements:

1. Students who follow this method not only grasp concepts, but also develop their mental capacity by evaluating real situations and applying their knowledge.
2. The learning process has a clear focus on practical skills that allow the student to better integrate into the real world.
3. Ideas and concepts are understood more efficiently, given that the example situations are based on real-life.
4. Students like to feel that the effort they put into their studies is worthwhile. This then translates into a greater interest in learning and more time dedicated to working on the course.

## Re-learning Methodology

At TECH we enhance the Harvard case method with the best 100% online teaching methodology available: Re-learning.

Our University is the first in the world to combine the study of clinical cases with a 100% online learning system based on repetition, combining a minimum of 8 different elements in each lesson, which represent a real revolution with respect to simply studying and analyzing cases.



*The physician will learn through real cases and by solving complex situations in simulated learning environments. These simulations are developed using state-of-the-art software to facilitate immersive learning.*

At the forefront of world teaching, the Re-learning method has managed to improve the overall satisfaction levels of professionals who complete their studies, with respect to the quality indicators of the best Spanish-speaking online university (Columbia University).

With this methodology we have trained more than 250,000 physicians with unprecedented success, in all clinical specialties regardless of the surgical load. All this in a highly demanding environment, where the students have a strong socio-economic profile and an average age of 43.5 years.

*Re-learning will allow you to learn with less effort and better performance, involving you more in your specialization, developing a critical mindset, defending arguments, and contrasting opinions: a direct equation to success.*

In our program, learning is not a linear process, but rather a spiral (we learn, unlearn, forget, and re-learn). Therefore, we combine each of these elements concentrically.

The overall score obtained by our learning system is 8.01, according to the highest international standards.

In this program you will have access to the best educational material, prepared with you in mind:



#### Study Material

All teaching material is produced by the specialists who teach the course, specifically for the course, so that the teaching content is really specific and precise.

This content is then adapted in an audiovisual format that will create our way of working online, with the latest techniques that allow us to offer you high quality in all of the material that we provide you with.



#### Latest Techniques and Procedures on Video

We introduce you to the latest techniques, to the latest educational advances, to the forefront of current medical techniques. All this, in first person, with the maximum rigor, explained and detailed for your assimilation and understanding. And best of all, you can watch them as many times as you want.



#### Interactive Summaries

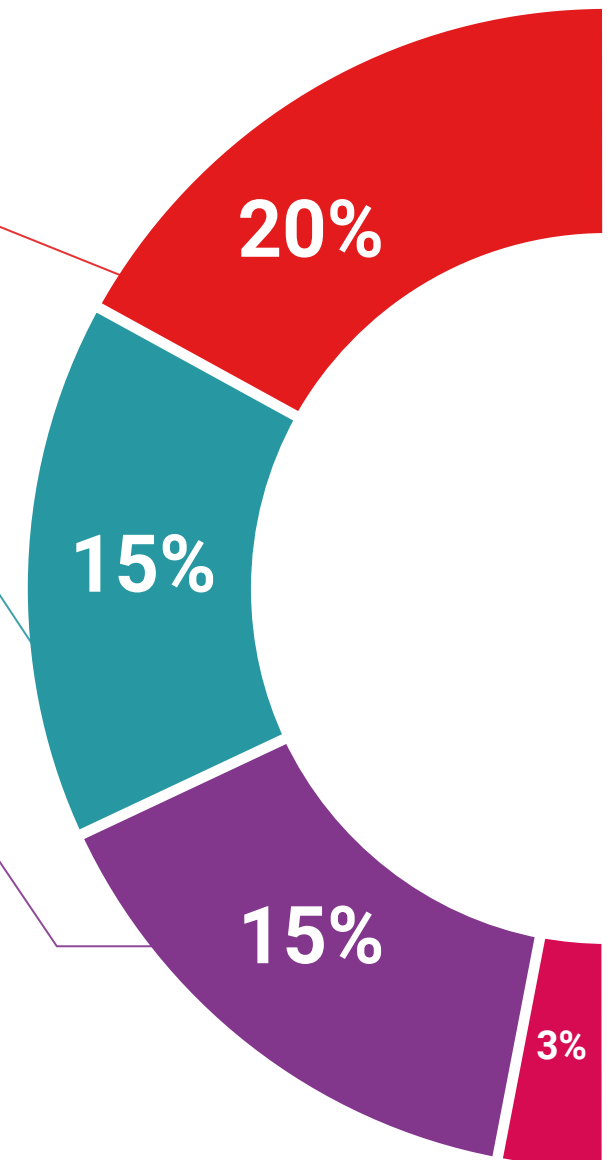
We present the contents attractively and dynamically in multimedia lessons that include audio, videos, images, diagrams, and concept maps in order to reinforce knowledge.

This unique multimedia content presentation training system was awarded by Microsoft as a "European Success Story".



#### Additional Reading

Recent articles, consensus documents, international guides. in our virtual library you will have access to everything you need to complete your training.







#### Expert-Led Case Studies and Case Analysis

Effective learning ought to be contextual. Therefore, we will present you with real case developments in which the expert will guide you through focusing on and solving the different situations: a clear and direct way to achieve the highest degree of understanding.



#### Testing & Re-Testing

We periodically evaluate and re-evaluate your knowledge throughout the program, through assessment and self-assessment activities and exercises: so that you can see how you are achieving your goals.



#### Classes

There is scientific evidence suggesting that observing third-party experts can be useful.

Learning from an expert strengthens knowledge and memory, and generates confidence in our difficult future decisions.



#### Quick Action Guides

We offer you the most relevant contents of the course in the form of worksheets or quick action guides. A synthetic, practical, and effective way to help you progress in your learning.



05

# Certificate

The Postgraduate Diploma in Forensic Pathology and Sexology for Physicians guarantees, in addition to the most rigorous and up-to-date training, access to a certificate issued by TECH Technological University via tracked delivery.



“

*Successfully complete this training and receive your certificate without travel or laborious paperwork"*

This Postgraduate Diploma in Forensic Pathology and Sexology for Physicians contains the most complete and up-to-date scientific program on the market.

Once the student has passed the evaluation, they will receive by post, with acknowledgement of receipt, their corresponding Postgraduate Diploma issued by TECH Technological University.

The certificate issued by TECH Technological University will specify the qualification obtained through the Postgraduate Diploma, and meets the requirements commonly demanded by labor exchanges, competitive examinations, and professional career evaluation committees.

Title: **Postgraduate Diploma in Forensic Pathology and Sexology for Physicians**

ECTS: **19**

Official Number of Hours: **475**



\*Apostille Convention. In the event that the student wishes to have their paper certificate issued with an apostille, TECH EDUCATION will make the necessary arrangements to obtain it, at an additional cost.



future  
health confidence people  
education information tutors  
guarantee accreditation teaching  
institutions technology learning  
community commitment  
personalized service innovation  
knowledge present  
online training  
development language  
virtual classroom



## Postgraduate Diploma

Forensic Pathology  
and Sexology  
for Physicians

Course Modality: Online

Duration: 6 months.

Certificate: TECH Technological University

19 ECTS Credits

Teaching Hours: 475 hours.



# Postgraduate Diploma

## Forensic Pathology and Sexology for Physicians