

Postgraduate Diploma

Esophagogastric and Bariatric Surgery





Postgraduate Diploma Esophagogastric and Bariatric Surgery

- » Modality: online
- » Duration: 6 months
- » Certificate: TECH Global University
- » Credits: 20 ECTS
- » Schedule: at your own pace
- » Exams: online

Website: www.techtute.com/us/medicine/postgraduate-diploma/postgraduate-diploma-esophagogastric-bariatric-surgery

Index

01

Introduction

p. 4

02

Objectives

p. 8

03

Course Management

p. 12

04

Structure and Content

p. 20

05

Methodology

p. 24

06

Certificate

p. 32

01

Introduction

The continuous advances in bariatric surgery and therapeutic procedures for esophagogastric pathologies require constant training of the specialist. This program is designed to facilitate the update in these advances in a practical way through the latest educational technology, so that they can develop the surgical practice with quality and safety, improving the prognosis of their patients.

The constant specialization of the physician is decisive in the decision making process for patients with esophagogastric pathology and obesity.





“

The new scenarios in intensive care medicine push us to propose new training programs that meet the real needs of experienced professionals, so that they can incorporate advances in clinical practice in Esophagogastric Pathology and Bariatric Surgery”

Obesity is currently considered a major public health problem in developed countries as a result of its increased prevalence and the associated increased risk of morbidity and mortality. Bariatric surgery is an effective therapeutic alternative in patients with morbid obesity refractory to medical treatment, not free of complications, and can be considered the treatment of choice for carefully selected morbidly obese patients.

On the other hand, new esophagogastric surgical techniques focus on the treatment of diaphragmatic and hiatal hernias, esophageal motor disorders such as achalasia, esophageal diverticula or the approach to benign and malignant esophagogastric tumors. The advances that are being made in each of them imply a constant need for recycling for the specialist, but the speed at which changes occur and the amount of scientific documentation that is published every week make it almost impossible for the specialist to reconcile their updating with their daily clinical and surgical practice.

The purpose of this Postgraduate Diploma in Esophagogastric and Bariatric Surgery and the team of experts who have developed it, is to provide this update in a practical way, the latest bariatric and esophagogastric surgical techniques, through the latest educational technology in the field of esophagogastric surgery.

This **Postgraduate Diploma in Esophagogastric and Bariatric Surgery** contains the most complete and up-to-date scientific program on the market. The most important features of the program include:

- ♦ Contains clinical cases presented by experts. The graphic, schematic, and eminently practical contents with which they are created provide scientific and practical information on the disciplines that are essential for professional practice.
- ♦ Diagnostic and therapeutic developments in the care of patients with esophageal and gastric problems.
- ♦ Presentation of practical workshops on procedures, diagnostic and therapeutic techniques for infectious diseases and guidelines for bariatric surgery.
- ♦ Video lessons on the different pathologies and their approach.
- ♦ Algorithm-based interactive learning system for decision-making in the presented clinical situations.
- ♦ Theoretical lessons, questions to the expert, debate forums on controversial topics, and individual reflection assignments.
- ♦ Availability of the contents from any fixed or portable device with internet connection.



Scientific evidence increases the quality of medical care. Staying up-to-date is key to providing better care for patients with obesity or esophagogastric problems"

“

This Postgraduate Diploma may be the best investment you can make in the selection of a refresher program for two reasons: in addition to updating your knowledge in care to patients with esophagogastric pathology, you will obtain a Postgraduate Diploma from TECH Global University"

Increase your decision-making confidence by updating your knowledge with this Postgraduate Diploma course.

Don't miss the opportunity to update your knowledge in the care of patients with esophagogastric pathology to increase the quality of daily medical care.

Its teaching staff includes leading surgeons, who bring to this training the experience of their work, in addition to other specialists belonging to prestigious scientific societies.

The multimedia content developed with the latest educational technology will provide the professional with situated and contextual learning, i.e., a simulated environment that will provide immersive training program to train in real situations.

This program is designed around Problem Based Learning, whereby the physician must try to solve the different professional practice situations that arise during the course. This will be done with the help of an innovative interactive video system created by renowned experts in bariatric and esophagogastric surgery, with extensive teaching experience.



02 Objectives

The Postgraduate Diploma program is oriented towards a review of the main aspects of the current management of obese patients and patients with esophagogastric pathology, based on scientific evidence and the experience of renowned professionals in the field of critical care.





“

This refresher program will generate a sense of security when practising medicine, which will help you grow both personally and professionally”



General Objective

- ♦ Update the most frequent procedures and techniques of routine clinical practice in esophagogastric surgery, bariatric surgery and emergency digestive surgery, as well as to review the latest developments on indications, surgical techniques and less invasive alternative treatments in the specialty of digestive system surgery.



Specific Objectives

- ♦ Define the rationale, indications, limitations, and cost-effectiveness of esophagogastric surgical techniques and alternative treatments.
- ♦ Establish the differences between diaphragmatic hernias and sliding hiatal hernias.
- ♦ Describe achalasia disorder and its therapeutic management by dilation.
- ♦ Incorporate the latest advances in the management of benign esophagogastric tumors into routine surgical procedures.
- ♦ Update the approach procedure and therapeutic plan for esophageal diverticula.
- ♦ Explain the practical management of patients with esophagogastric cancer.
- ♦ Establish the basic principles and new surgical processes of bariatric surgery.
- ♦ Describe the gastric sleeve process within restrictive bariatric surgery.
- ♦ Point out the importance of gastric bypass for the treatment of morbid obesity and describe the malabsorptive restrictive surgical process.
- ♦ Describe the indications of bariatric techniques such as elastic band or duodenal crossover.





- ♦ Update the management of general surgical procedures and techniques applied to patients in emergency situations due to upper and lower gastrointestinal bleeding.
- ♦ Describe the general surgical procedures and techniques applied to patients in emergency situations for acute cholecystitis, cholangitis, appendicitis, and diverticulitis.
- ♦ Update the management of general surgical procedures and techniques applied to patients in emergency situations due to acute mesenteric ischemia.
- ♦ Describe innovations in the field of general and digestive surgery: in surgical learning, in surgical devices, in NOTES surgery and in Cell Therapy.
- ♦ Analyze the role of Information and Communication Technologies applied to digestive and bariatric surgery.
- ♦ Explain the new developments in the indication and importance of robotic surgery.
- ♦ Describe the characteristics of financing, protection and transfer of innovation in surgery.

03

Course Management

The program includes in its teaching staff surgeons of reference in the care of patients with esophagogastric pathology and obesity, who bring their experience to this training. Additionally, other recognized specialists participate in its design and preparation, which means that the program is developed in an interdisciplinary manner.



“

Learn from leading professionals the latest advances in the management of patients with esophagogastric pathology and obesity”

Management



Dr. Díaz Domínguez, Joaquín

In Memoriam

"Dr. Joaquín Díaz Domínguez was at the head of this program in its numerous editions, leading the teaching team, collaborating intensively, and going out of his way to continue spreading his knowledge of medicine and surgery to everyone that has had the opportunity to participate in this program.

From Tech University we want to pay a heartfelt tribute full of affection and gratitude for his dedication and commitment during these years, always lending himself to others and sharing his experience unconditionally, to contribute to continue saving lives and caring for people who have needed it most.

Thank you very much, Joaquín."



Dr. Pascual Migueláñez, Isabel

- Degree in Medicine from the Autonomous University Madrid
- Doctorate from the Autonomous University of Madrid with the thesis "Use of sutures coated with stem cells (biosutures) in colic anastomoses. An experimental study in rats" with the qualification "Outstanding cum laude".
- Resident Doctor from the MIR program in General and Digestive System Surgery at La Paz University Hospital. Madrid
- Specialist in General and Digestive System Surgery at the Infanta Sofía University Hospital, San Sebastián de los Reyes, Madrid. Hepatobiliopancreatic Surgery Unit
- Specialist in General and Digestive System Surgery at La Paz University Hospital, Madrid. Colorectal Surgery Unit

Management



Dr. Álvarez Gallego, Mario

- Degree in Medicine and Surgery from the University of Alcalá de Henares
- Diploma of Advanced Studies (DAS): "Use of mesenchymal stem cells to prevent the formation of intra-abdominal adhesions". Autonomous University of Madrid. Surgery Department. Grade. Outstanding, Cum Laude
- Residency in General and Digestive System Surgery at La Paz University Hospital, Madrid.
- Specialist in General and Digestive System Surgery, Colorectal Surgery Unit, Infanta Sofía Hospital.
- Specialist in General and Digestive System Surgery at the Infanta Cristina Hospital, Parla, Madrid.
- Specialist in General and Digestive System Surgery, Colorectal Surgery Unit, La Paz Hospital, Madrid.
- Rotations: General and Digestive System Surgery Service, Son Llátzer Hospital, Palma de Mallorca; Abdominal Organ Transplant Unit, 12 de Octubre Hospital, Madrid; Polytraumatized Patient Unit, Los Angeles County Hospital, University of Southern California (USC), Los Angeles, California, USA.
- Member of the Innovation Platform of La Paz Hospital (Idipaz).
- Patent: "Insufflation and suction assisted surgical specimen removal device". Ownership: FIBHULP. Inventor: Mario Álvarez Gallego. Spanish patent: P201031490. Application for international protection PCT/ ES2011/002357

Professors

Dr. Aguilera Bazán, Alfredo

- ♦ Urology Department. Hsp. La Paz University Madrid

Dr. Alkorta Zuloaga, Maialen

- ♦ General and Digestive System Surgery Department. Hsp. Donostia. San Sebastián

Dr. Ayuela García, Susana

- ♦ General and Digestive System Surgery Department. Hsp. La Paz University Madrid

Dr. Belinchón Olmeda, Belén

- ♦ Radiation Oncology Service. Hsp. La Paz University Madrid

Dr. Borda Arrizabalaga, Nerea

- ♦ General and Digestive System Surgery Department. Hsp. Donostia. San Sebastián

Dr. Burgos García, Aurora

- ♦ Gastroenterology Department. Hsp. La Paz University Madrid

Dr. Castell Gómez, José Tomás.

- ♦ General and Digestive System Surgery Department. La Paz Hospital. Madrid

Dr. Chaparro Cabeza, María Dolores.

- ♦ General and Digestive System Surgery Department. Puerta de Hierro University Hospital. Madrid.

Dr. Corripio Sánchez, Ramón.

- ♦ General and Digestive System Surgery Department. La Paz University Hospital. Madrid.

Dr. Cristóbal Poch, Lidia.

- ♦ General and Digestive System Surgery Department. La Paz University Hospital. Madrid.

Dr. Cuadrado García, Ángel.

- ♦ General and Digestive System Surgery Department. Infanta Sofía University Hospital. Madrid.

Dr. Custodio Carretero, Ana.

- ♦ Medical Oncology Department. La Paz University Hospital. Madrid.

Dr. Del Castillo Díez, Federico.

- ♦ General and Digestive System Surgery Department. Infanta Sofía University Hospital. Madrid. Associate Professor at the European University of Madrid.

Dr. Esteban Agustí, Enrique.

- ♦ General and Digestive System Surgery Department. Infanta Sofía University Hospital. Madrid.

Dr. Feliu Batlle, Jaime.

- ♦ Head of the Medical Oncology Department. La Paz University Hospital. Madrid.

Dr. Feltes Ochoa, Rosa.

- ♦ Dermatology Department. La Paz University Hospital. Madrid.

Dr. Fernández Cebrián, José María.

- ♦ Head of the General and Digestive System Surgery Department. Fundación Alcorcón University Hospital. Madrid.
- ♦ Professor at Rey Juan Carlos University.

Dr. Fernández Luengas, David.

- ♦ Associate Head of the General and Digestive System Surgery Department.
- ♦ Quirón Salud University Hospital Madrid.

Dr. Fernández Sánchez, Rocío.

- ♦ General and Digestive System Surgery Department.
- ♦ Infanta Sofía University Hospital. Madrid. Associate Professor at the European University of Madrid.

Dr. Ferrero Celemín, Esther.

- ♦ General and Digestive System Surgery Department. Infanta Sofía University Hospital. Madrid.

Dr. Freire Torres, Eugenio.

- ♦ General and Digestive System Surgery Department. Quirón San Camilo Hospital. Madrid.

Dr. Froilán Torres, Consuelo.

- ♦ Head of the Gastroenterology Department. La Paz University Hospital. Madrid.

Dr. García Olmo, Damián.

- ♦ Head of the General and Digestive System Surgery Department. IDC Salud Hospital.
- ♦ Professor of Surgery. Autonomous University of Madrid.

Dr. García Oria, Miguel Juan.

- ♦ General and Digestive System Surgery Department. Puerta de Hierro Hospital. Madrid.

Dr. García Sancho, Luís.

- ♦ General and Digestive System Surgery Department. Hospital Infanta Sofía
- ♦ Associate Professor at the European University of Madrid.

Dr. García Sanz, Iñigo.

- ♦ General and Digestive System Surgery Department. La Princesa Hospital. Madrid.

Dr. Georgiev Hristov, Tihomir.

- ♦ General and Digestive System Surgery Department. Jiménez Díaz Foundation, Madrid.

Dr. Ghanem Cañete, Ismael.

- ♦ Medical Oncology Department. La Paz University Hospital. Madrid.

Dr. Gil Yonte, Pablo.

- ♦ General and Digestive System Surgery Department. Fundación Alcorcón Hospital. Madrid.

Dr. Gómez Ramírez, Joaquín.

- ♦ General and Digestive System Surgery Department. Jiménez Díaz Foundation, Madrid.

Dr. Gómez Senent, Silvia.

- ♦ Gastroenterology Department. La Paz University Hospital. Madrid.

Dr. González Gómez, Carolina.

- ♦ General and Digestive System Surgery Department. La Paz University Hospital. Madrid.

Dr. González González, Federico.

- ♦ Medical Oncology Department, Quirón Salud Madrid University Hospital.

Dr. González Sánchez, Juan Antonio.

- ♦ Head of the General and Digestive System Surgery Section Department. La Paz University Hospital. Madrid.

Dr. Guerra Azcona, Gonzalo.

- ♦ General and Digestive System Surgery Department. Quirón San Camilo Hospital. Madrid.

Dr. Guerra Pastríán, Laura.

- ♦ Anatomic Pathology Service. La Paz University Hospital. Madrid.

Dr. Heras Garceau, María.

- ♦ General and Digestive System Surgery Department. La Paz University Hospital. Madrid.

Dr. Herrera Sampablo, Ana.

- ♦ General and Digestive System Surgery Department. Can Misses Hospital Ibiza

Dr. Higuera Gómez, Oliver.

- ♦ Medical Oncology Department. La Paz University Hospital. Madrid.

Dr. Jiménez Toscano, Marta.

- ♦ General and Digestive System Surgery Department. Barcelona Clinical Hospital.

Dr. López Baena, José Ángel.

- ♦ General and Digestive System Surgery Department. Gregorio Marañón University Hospital. Madrid.
- ♦ Associate Professor of Surgical Pathology I of the Surgery Department.

Dr. López Carrasco, Ana.

- ♦ Obstetrics and Gynecology Service. La Paz University Hospital. Madrid.

Dr. López Monclús, Javier.

- ♦ General and Digestive System Surgery Department. Puerta de Hierro University Hospital. Madrid.

Dr. Lucena de la Poza, José Luís.

- ♦ General and Digestive System Surgery Department. Puerta de Hierro University Hospital. Madrid.

Dr. Marijuán Martín, José L.

- ♦ Digestive System Service. Unit of Coloproctology Section Head.
- ♦ La Paz University Hospital. Madrid.

Dr. Marín Serrano, Eva.

- ♦ Gastroenterology Department. La Paz University Hospital. Madrid.

Dr. Martín Arranz, Eduardo.

- ♦ Gastroenterology Department. La Paz University Hospital. Madrid.

Dr. Martín Arranz, María Dolores.

- ♦ Gastroenterology Department. La Paz University Hospital. Madrid.

Dr. Martínez Marín, Virginia.

- ♦ Medical Oncology Department. La Paz University Hospital. Madrid.

Dr. Martínez Puente, Carmen.

- ♦ General Surgery Department. CEMTRO Clinic. Madrid.

Dr. Morandeira Rivas, Antonio.

- ♦ General and Digestive System Surgery Department. "La Mancha-Centro" Hospital Complex. Alcázar de San Juan.

Dr. Moreno Sanz, Carlos.

- ♦ Head of the General and Digestive System Surgery Department.
- ♦ "La Mancha-Centro" Hospital Complex. Alcázar de San Juan.

Dr. Nasimi Sabbagh, Rula.

- ♦ General and Digestive System Surgery Department. La Paz University Hospital. Madrid.

Dr. Noguera Aguilar, José F.

- ♦ Head of the General and Digestive System Surgery Department. A Coruña University Hospital Complex.

Dr. Novo Torres, Joan Ricardo.

- ♦ Radiodiagnostic Service, Vascular, and Interventional Radiology Section.
- ♦ La Paz University Hospital. Madrid.

Dr. Olea, Joseba.

- ♦ General and Digestive System Surgery Department. Son Espases Hospital Palma de Mallorca.

Dr. Osorio Silla, Irene.

- ♦ General and Digestive System Surgery Department. 12 Octubre University Hospital. Madrid.

Dr. Pérez-Robledo, Juan Pedro.

- ♦ General and Digestive System Surgery Department. La Paz University Hospital. Madrid.

Dr. Ponce Dorrego, María Dolores.

- ♦ Radiodiagnostic Service, Vascular, and Interventional Radiology Section.
- ♦ La Paz University Hospital. Madrid.

Dr. Priego Jiménez, Pablo.

- ♦ General and Digestive System Surgery Department. Ramón y Cajal University Hospital Madrid.

Dr. Prieto Nieto, Isabel.

- ♦ General and Digestive System Surgery Department. La Paz Hospital. Madrid
Associate Professor at the AUM.

Dr. Pueyo Rabanal, Alberto.

- ♦ General and Digestive System Surgery Department. Puerta de Hierro University Hospital. Madrid.

Dr. Recarte Rico, María.

- ♦ General and Digestive System Surgery Department. La Paz University Hospital. Madrid.

Dr. Rodríguez Martín, Marcos.

- ♦ General and Digestive System Surgery Department. Gregorio Marañón Hospital. Madrid.

Dr. Rodríguez Rodríguez, Isabel.

- ♦ Radiation Oncology Service. La Paz University Hospital. Madrid.

Dr. Rodríguez Salas, Nuria.

- ♦ Medical Oncology Department. La Paz University Hospital. Madrid.

Dr. Rubio Pérez, Inés.

- ♦ General and Digestive System Surgery Department. La Paz Hospital. Madrid

Dr. Salinas Gómez, Javier.

- ♦ General and Digestive System Surgery Department. La Paz University Hospital. Madrid.

Dr. Sánchez López, J. Daniel.

- ♦ General and Digestive System Surgery Department. Infanta Sofía University Hospital. Madrid.
- ♦ Associate Professor at the European University of Madrid.

Sánchez Simón, Estela.

- ♦ Lawyer and Innovation and Knowledge Transfer Manager at the Innovation Support Unit of the Health Research- of the La Paz University Hospital (IdiPAZ). Madrid.

Tejedor Botello, Marisa.

- ♦ Economist La Paz University Hospital - Institute for Biomedical Research of La Paz Hospital (IdiPAZ)
- ♦ of Madrid, as a member of the Innovation Support Unit.

Dr. Tone Villanueva, Jorge Fernando.

- ♦ General and Digestive System Surgery Department. La Paz University Hospital. Madrid.

Dr. Trébol López, Jacobo.

- ♦ General and Digestive System Surgery Department. La Paz University Hospital. Madrid.

Dr. Tresierra Carranza, Luís.

- ♦ General and Digestive System Surgery Department. HM Sanchinarro University Hospital. Madrid.

Dr. Vásquez Jiménez, Wenceslao.

- ♦ General and Digestive System Surgery Department. Gregorio Marañón University Hospital. Madrid.

Dr. York Pineda, Elisa.

- ♦ General and Digestive System Surgery Department. La Paz University Hospital. Madrid.

Dr. Zorrilla Ortúzar, Jaime.

- ♦ General and Digestive System Surgery Department. Gregorio Marañón University Hospital. Madrid.

04

Structure and Content

The structure of the contents has been designed by a team of professionals who are aware of the implications of specialization in the surgical practice of gastric and esophageal pathology, aware of the current relevance of training to be able to act before the patient with digestive problems and committed to quality teaching through new educational technologies.





“

This Postgraduate Diploma in Esophagogastric and Bariatric Surgery contains the most complete and up-to-date scientific program on the market”

Module 1. Oesophagogastric Surgery

- 1.1. Achalasia and Other Esophageal Motility Disorders
- 1.2. Hiatal Hernia and GORD. Barret's Oesophagus
- 1.3. Oesophageal Diverticula
- 1.4. Non-Hiatal Diaphragmatic Hernias
- 1.5. Benign Oesophageal and Gastric Tumours
- 1.6. Principles in Surgical Oncology
- 1.7. Malignant Esophageal Tumors
- 1.8. Malignant Gastric Tumors Gastrectomy: Sequelae and Complications
- 1.9. Medical and Radiation Oncology in Tumours oesophagogastric

Module 2. Bariatric Surgery

- 2.1. Principles of Bariatric Surgery
- 2.2. Restrictive Surgery: Gastric Sleeve
- 2.3. Mixed Surgery (Restrictive-Malabsorptive): Gastric Bypass
- 2.4. Other Bariatric Techniques



Module 3. Digestive Surgery Emergencies

- 3.1. Upper Gastrointestinal Bleeding
- 3.2. Acute Cholecystitis
- 3.3. Acute Cholangitis
- 3.4. Acute Appendicitis
- 3.5. Acute Diverticulitis
- 3.6. Lower Gastrointestinal Bleeding
- 3.7. Acute Mesenteric Ischemia
- 3.8. Intestinal Obstruction

Module 4. Surgical Innovation

- 4.1. Introduction to Surgical Innovation
- 4.2. Innovation in Surgical Learning
- 4.3. ICT
- 4.4. Innovation in Surgical Devices
- 4.5. Innovation in NOTES Surgery
- 4.6. Robotic Surgery
- 4.7. Financing, Protection, and Transfer of Innovation in Surgery



A unique, key and decisive training experience to boost your professional development"

05

Methodology

This training program provides you with a different way of learning. Our methodology uses a cyclical learning approach: ***Re-learning***.

This teaching system is used in the most prestigious medical schools in the world, and major publications such as the ***New England Journal of Medicine*** have considered it to be one of the most effective.



“

Discover Re-learning, a system that abandons conventional linear learning, to take you through cyclical teaching systems: a way of learning that has proven to be extremely effective, especially in subjects that require memorization"

At TECH we use the Case Method

In a given situation, what would you do? Throughout the program, you will be presented with multiple simulated clinical cases based on real patients, where you will have to investigate, establish hypotheses and, finally, resolve the situation. There is abundant scientific evidence on the effectiveness of the method. Specialists learn better, faster, and more sustainably over time.

With TECH you can experience a way of learning that is shaking the foundations of traditional universities around the world.



According to Dr. Gérvas, the clinical case is the annotated presentation of a patient, or group of patients, which becomes a "case", an example or model that illustrates some peculiar clinical component, either because of its teaching potential or because of its uniqueness or rarity. It is essential that the case is based on current professional life, trying to recreate the real conditions in professional medical practice.

“

Did you know that this method was developed in 1912 at Harvard for law students? The case method consisted of presenting students with real-life, complex situations for them to make decisions and justify their decisions on how to solve them. In 1924, Harvard adopted it as a standard teaching method”

The effectiveness of the method is justified by four fundamental achievements:

1. Students who follow this method not only grasp concepts, but also develop their mental capacity by evaluating real situations and applying their knowledge.
2. The learning process has a clear focus on practical skills that allow the student to better integrate into the real world.
3. Ideas and concepts are understood more efficiently, given that the example situations are based on real-life.
4. Students like to feel that the effort they put into their studies is worthwhile. This then translates into a greater interest in learning and more time dedicated to working on the course.



Re-Learning Methodology

At TECH we enhance the Harvard case method with the best 100% online teaching methodology available: Re-learning.

Our University is the first in the world to combine the study of clinical cases with a 100% online learning system based on repetition, combining a minimum of 8 different elements in each lesson, which represent a real revolution with respect to simply studying and analyzing cases.



The physician will learn through real cases and by solving complex situations in simulated learning environments. These simulations are developed using state-of-the-art software to facilitate immersive learning.

At the forefront of world teaching, the Re-learning method has managed to improve the overall satisfaction levels of professionals who complete their studies, with respect to the quality indicators of the best Spanish-speaking online university (Columbia University).

With this methodology we have trained more than 250,000 physicians with unprecedented success, in all clinical specialties regardless of the surgical load. All this in a highly demanding environment, where the students have a strong socio-economic profile and an average age of 43.5 years.

Re-learning will allow you to learn with less effort and better performance, involving you more in your specialization, developing a critical mindset, defending arguments, and contrasting opinions: a direct equation to success.

In our program, learning is not a linear process, but rather a spiral (we learn, unlearn, forget, and re-learn). Therefore, we combine each of these elements concentrically.

The overall score obtained by our learning system is 8.01, according to the highest international standards.



In this program you will have access to the best educational material, prepared with you in mind:



Study Material

All teaching material is produced by the specialists who teach the course, specifically for the course, so that the teaching content is highly specific and precise.

This content is then adapted in an audiovisual format that will create our way of working online, with the latest techniques that allow us to offer you high quality in all of the material that we provide you with.



Latest Techniques and Procedures on Video

We introduce you to the latest techniques, to the latest educational advances, to the forefront of current medical techniques. All this, in first person, with the maximum rigor, explained and detailed for your assimilation and understanding. And best of all, you can watch them as many times as you want.



Interactive Summaries

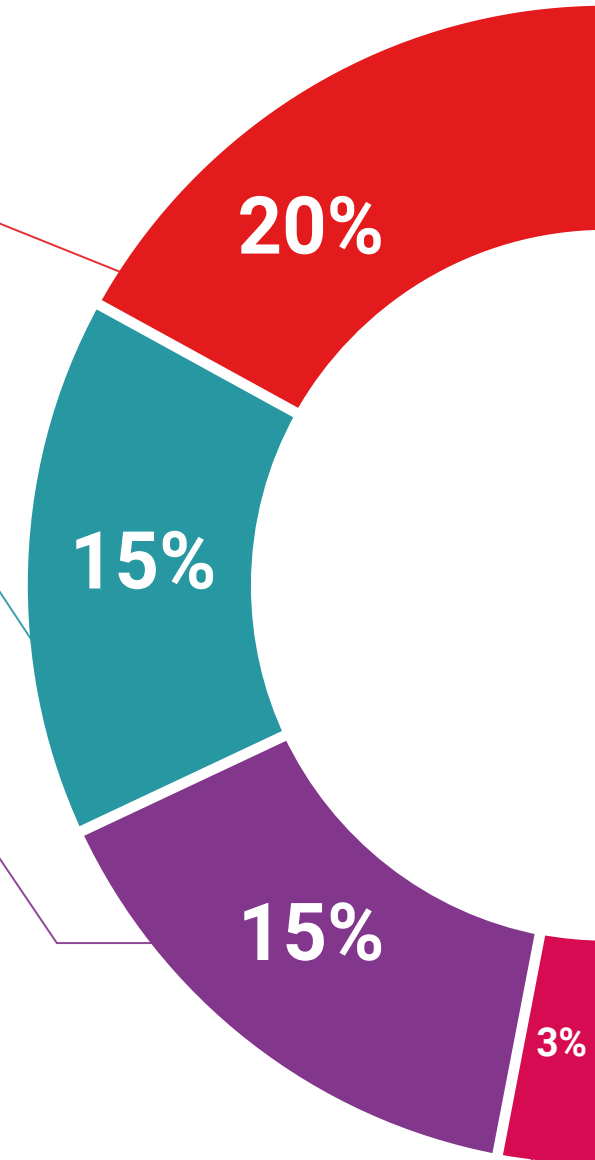
We present the contents attractively and dynamically in multimedia lessons that include audio, videos, images, diagrams, and concept maps in order to reinforce knowledge.

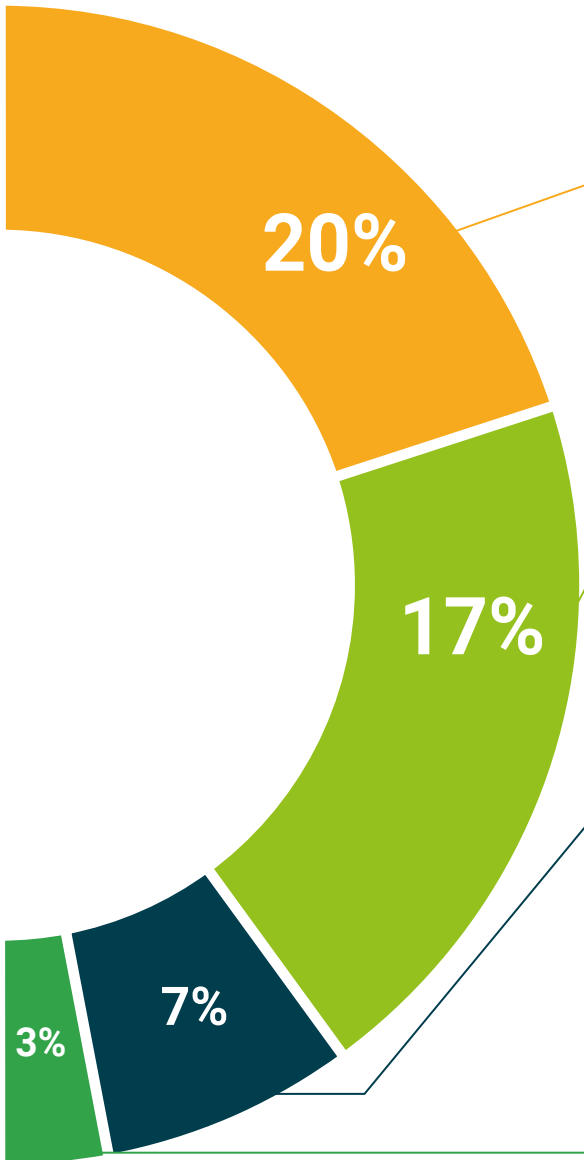
This unique multimedia content presentation training system was awarded by Microsoft as a "European Success Story".



Additional Reading

Recent articles, consensus documents, international guides. in our virtual library you will have access to everything you need to complete your training.





Expert-Led Case Studies and Case Analysis

Effective learning ought to be contextual. Therefore, we will present you with real case developments in which the expert will guide you through focusing on and solving the different situations: a clear and direct way to achieve the highest degree of understanding.



Testing & Re-testing

We periodically evaluate and re-evaluate your knowledge throughout the program, through assessment and self-assessment activities and exercises: so that you can see how you are achieving your goals.



Classes

There is scientific evidence suggesting that observing third-party experts can be useful.

Learning from an expert strengthens knowledge and memory, and generates confidence in our future difficult decisions.



Quick Action Guides

We offer you the most relevant contents of the course in the form of worksheets or quick action guides. A synthetic, practical, and effective way to help you progress in your learning.



06 Certificate

The Postgraduate Diploma in Esophagogastric and Bariatric Surgery guarantees you, in addition to the most rigorous and up-to-date training, access to a Postgraduate Diploma issued by TECH Global University.



“

*Successfully complete this specialisation
and receive your university diploma without
travel or laborious paperwork”*

This program will allow you to obtain your **Postgraduate Diploma in Esophagogastric and Bariatric Surgery** endorsed by **TECH Global University**, the world's largest online university.

TECH Global University is an official European University publicly recognized by the Government of Andorra ([official bulletin](#)). Andorra is part of the European Higher Education Area (EHEA) since 2003. The EHEA is an initiative promoted by the European Union that aims to organize the international training framework and harmonize the higher education systems of the member countries of this space. The project promotes common values, the implementation of collaborative tools and strengthening its quality assurance mechanisms to enhance collaboration and mobility among students, researchers and academics.

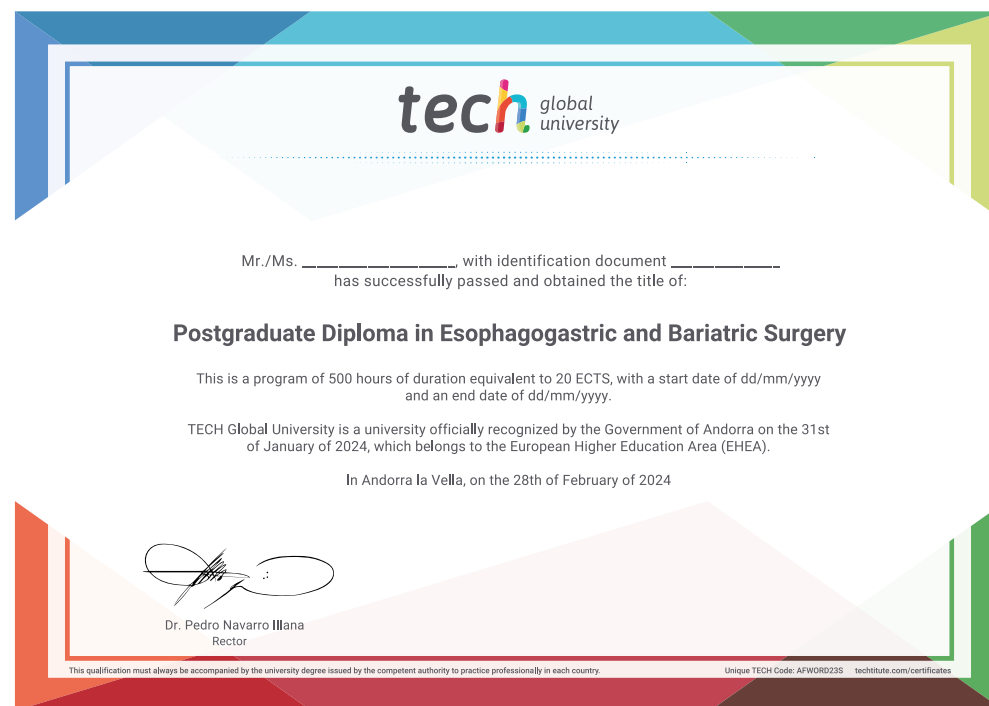
This **TECH Global University** title is a European program of continuing education and professional updating that guarantees the acquisition of competencies in its area of knowledge, providing a high curricular value to the student who completes the program.

Title: **Postgraduate Diploma in Esophagogastric and Bariatric Surgery**

Modality: **online**

Duration: **6 monts**

Accreditation: **20 ECTS**



*Apostille Convention. In the event that the student wishes to have their paper diploma issued with an apostille, TECH Global University will make the necessary arrangements to obtain it, at an additional cost.

future
health confidence people
education information tutors
guarantee accreditation teaching
institutions technology learning
community commitment
personalized service innovation
knowledge present
online training
development languages
virtual classroom



Postgraduate Diploma Esophagogastric and Bariatric Surgery

- » Modality: online
- » Duration: 6 months
- » Certificate: TECH Global University
- » Credits: 20 ECTS
- » Schedule: at your own pace
- » Exams: online

Postgraduate Diploma Esophagogastric and Bariatric Surgery

