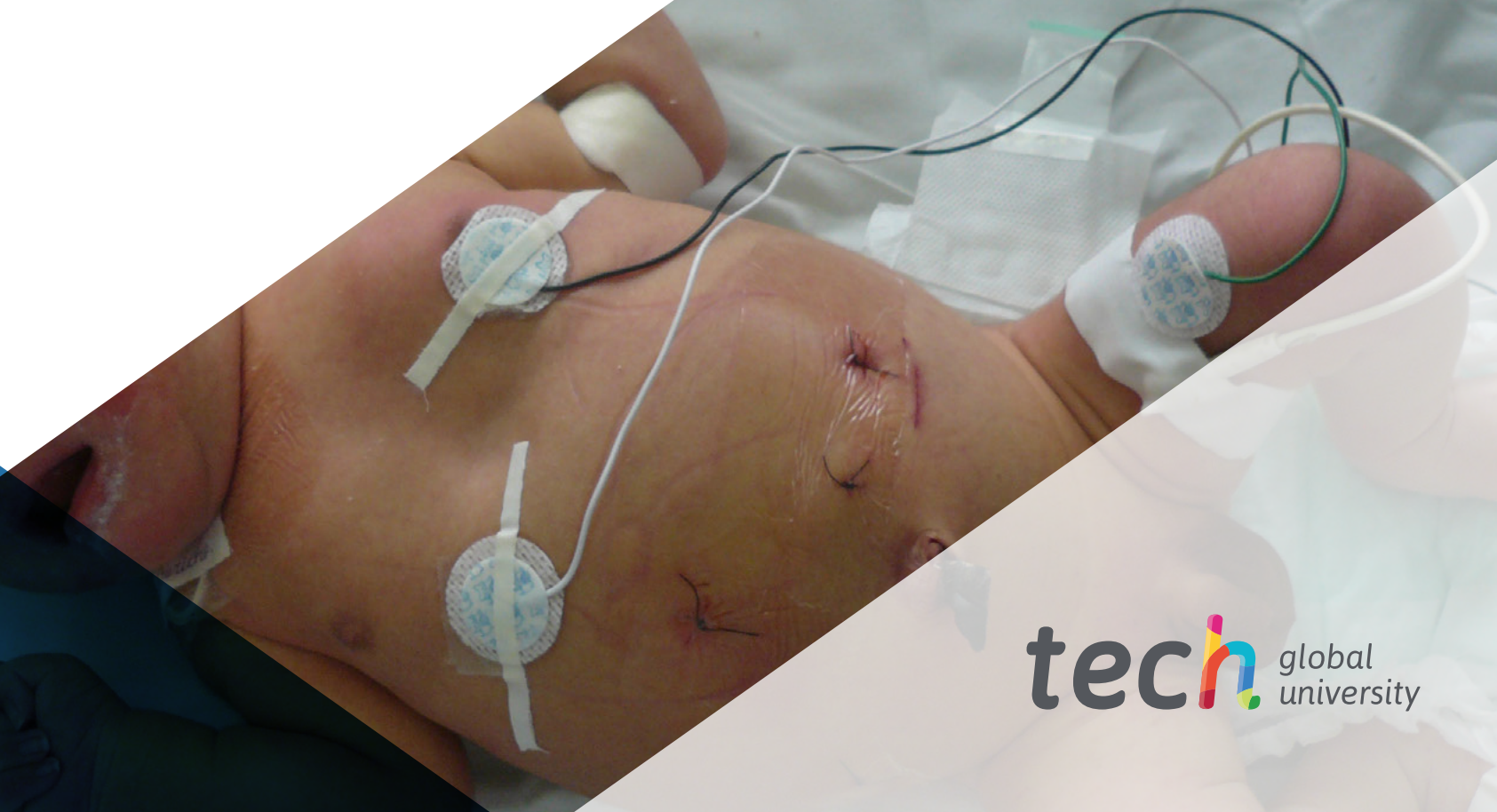


Postgraduate Diploma

Esophageal, Gastric and Intestinal Pathology in Pediatrics





Postgraduate Diploma Esophageal, Gastric and Intestinal Pathology in Pediatrics

- » Modality: online
- » Duration: 6 months
- » Certificate: TECH Global University
- » Credits: 18 ECTS
- » Schedule: at your own pace
- » Exams: online

Website: www.techtute.com/us/medicine/postgraduate-diploma/postgraduate-diploma-esophageal-gastric-intestinal-pathology-pediatrics

Index

01

Introduction

p. 4

02

Objectives

p. 8

03

Course Management

p. 12

04

Structure and Content

p. 16

05

Methodology

p. 20

06

Certificate

p. 28

01

Introduction

The subspecialty of Pediatric Gastroenterology, Hepatology and Nutrition, both for the broad field covered and for the incidence and prevalence of the pathologies included in its body of knowledge, is one of the most demanded by the population, as well as being one of the ones that most develops year after year.



“

Improve your knowledge through this program, where you will find the best didactic material with real clinical cases. Learn here about the latest advances in the specialty to be able to perform a quality medical practice"

Given the growing number of publications that are published daily at the international level in the field of study of the specialty, it is difficult to keep up to date in an adequate manner.

Pharmacological advances, advances in diagnostic and monitoring technology, as well as the special development of techniques applied to the specialty, have all led to great transformations that imply the need for up-to-date training at all levels.

Pediatric gastroenterologists, as a central figure in permanent contact with the patient, are the key figure on whom to focus this necessary up-to-date training that will allow them to obtain a better perspective of each individual patient.

With this program, both the pediatrician with special interest in the area and the subspecialist in charge of its development, have the opportunity to complement their knowledge with a detailed and up to date review of the most relevant technological and conceptual advances in the field.

This **Postgraduate Diploma in Esophageal, Gastric and Intestinal Pathology in Pediatrics** contains the most complete and up-to-date scientific program on the market.

The most important features of the program include:

- ♦ Clinical cases presented by experts in the different specialties. The graphic, schematic, and eminently practical contents of which they are composed provide scientific and practical information on the disciplines that are essential for professional practice.
- ♦ Latest information on Esophageal, Gastric and Intestinal Pathology in Pediatrics
- ♦ Algorithm-based interactive learning system for decision-making in the presented clinical situations.
- ♦ With special emphasis on evidence-based medicine and research methodologies in gastroenterology.
- ♦ All of this will be complemented by theoretical lessons, questions to the expert, debate forums on controversial topics, and individual reflection assignments.
- ♦ Content that is accessible from any fixed or portable device with an Internet connection.



Improve your skills in the approach to Esophageal, Gastric and Intestinal Pathology in Pediatrics through this program”

“

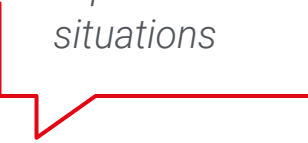
This Postgraduate Diploma may be the best investment you can make when choosing a refresher program for two reasons: in addition to updating your knowledge in Esophageal, Gastric and Intestinal Pathology in Pediatrics, you will obtain a Postgraduate Diploma from TECH Global University"

Forming part of the teaching staff is a group of professionals in the world of Dermatology, who bring to this course their work experience, as well as a group of renowned specialists, recognised by esteemed scientific communities.

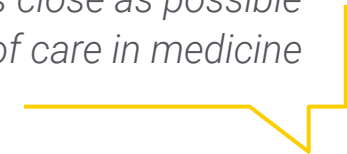
The multimedia content developed with the latest educational technology will provide the professional with situated and contextual learning, i.e., a simulated environment that will provide an immersive training program to train in real situations.

This program is designed around Problem Based Learning, whereby the physician must try to solve the different professional practice situations that arise during the course. For this reason, you will be assisted by an innovative, interactive video system created by renowned and experienced experts in the field with extensive teaching experience.

This program offers training in simulated environments, which provides an immersive learning experience designed to train for real-life situations



It includes clinical cases to bring the program's degree as close as possible to the reality of care in medicine



02

Objectives

The main objective of the program is the development of both theoretical and practical learning, so that the professional can master, in a practical and rigorous way, the study of Esophageal, Gastric and Intestinal Pathology in Pediatrics.





“

This refresher program will generate a sense of confidence in your medical praxis which will help you grow both personally and professionally”



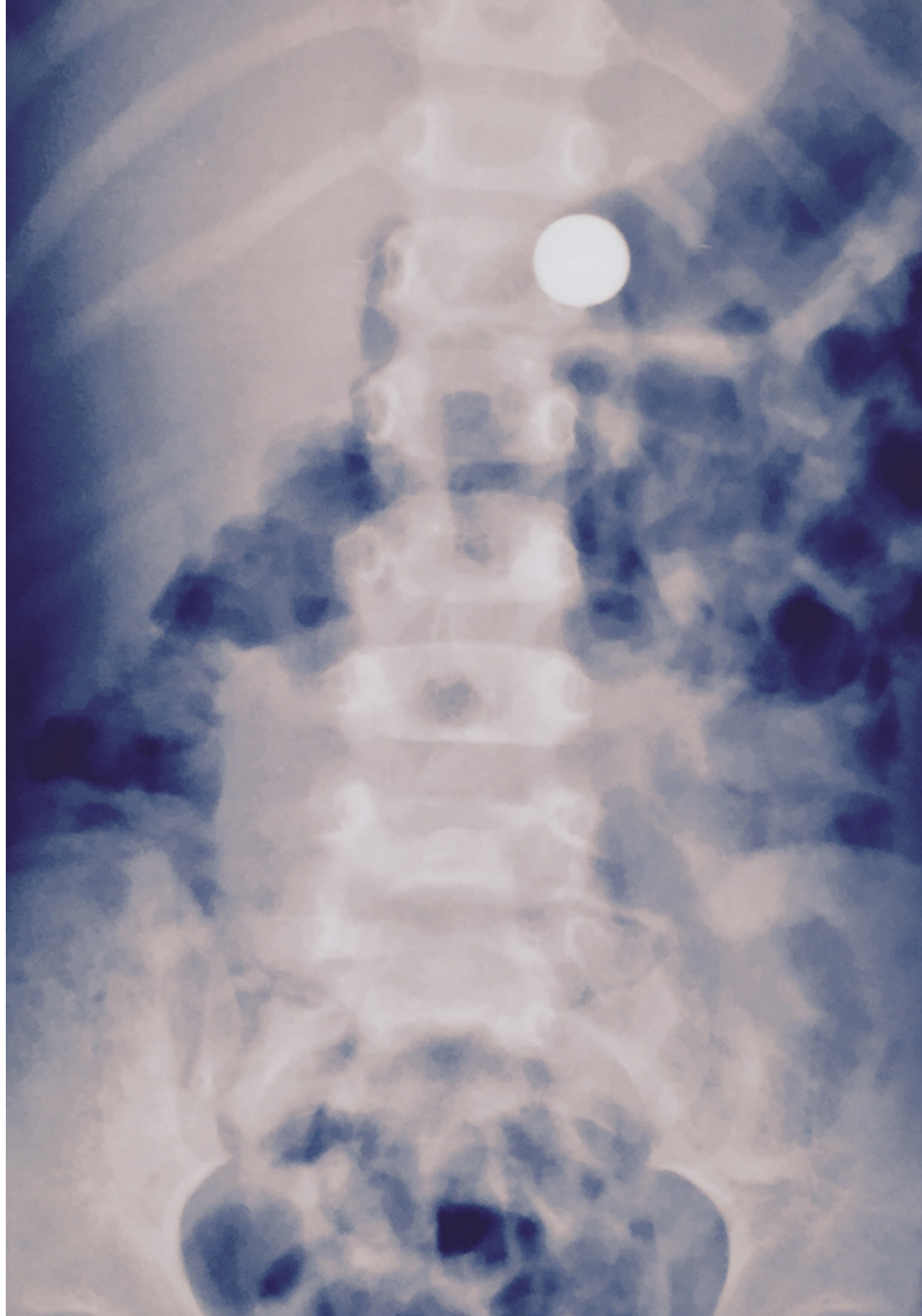
General Objectives

- Update the knowledge of the pediatrician with special preparation and interest in the field of pediatric gastroenterology.
- Promote work strategies based on a comprehensive approach to the patient as a standard model for achieving excellent care.
- Encourage the acquisition of technical skills and abilities, through a powerful audiovisual system, and the possibility of development through online simulation workshops and/or specific training.
- Encourage professional stimulation through continuing education and research.



Specific Objectives

- Expand knowledge about congenital esophago-gastric anomalies.
- Define the current protocols for gastroesophageal reflux and esophagitis in pediatric patients.
- In-depth analysis of esophago-gastric motor disorders.
- Describe the guidelines for action in case of trauma, infections and esophagitis due to chemicals.
- Gain up-to-date knowledge of peptic ulcer disease and gastritis.
- Complete the body of knowledge on rare esophago-gastric diseases.
- Describe the management of esophago-gastric pathology in pediatric emergencies.
- Identify congenital intestinal anomalies and their management.



- Analyze in detail the alterations of digestion and absorption in pediatric age.
- Detail intestinal motility disorders and their management.
- Explain Hirschsprung's disease and intestinal dysplasias.
- Learn how to manage different viral and bacterial intestinal infections in an up-to-date way.
- Learn how to manage the different intestinal infections caused by parasites.
- Learn how to manage the different intestinal fungal infections in an updated way.
- Know in detail about the current knowledge on neonatal necrotizing enterocolitis, approach and sequelae.
- Explain short bowel syndrome and its management.
- Update the available knowledge about intestinal polyps and their management.
- Recognize gastrointestinal manifestations of systemic diseases and other extradigestive entities.
- Learn about the digestive complications of congenital heart disease and their management.
- Recognize the extraintestinal manifestations of digestive diseases and their management.
- Complete the body of pathophysiological knowledge based on the study of enteropathies of unknown origin and less frequent diseases.



Make the most of the opportunity and take the step to get up to date on the latest developments in Esophageal, Gastric and Intestinal Pathology in Pediatrics”

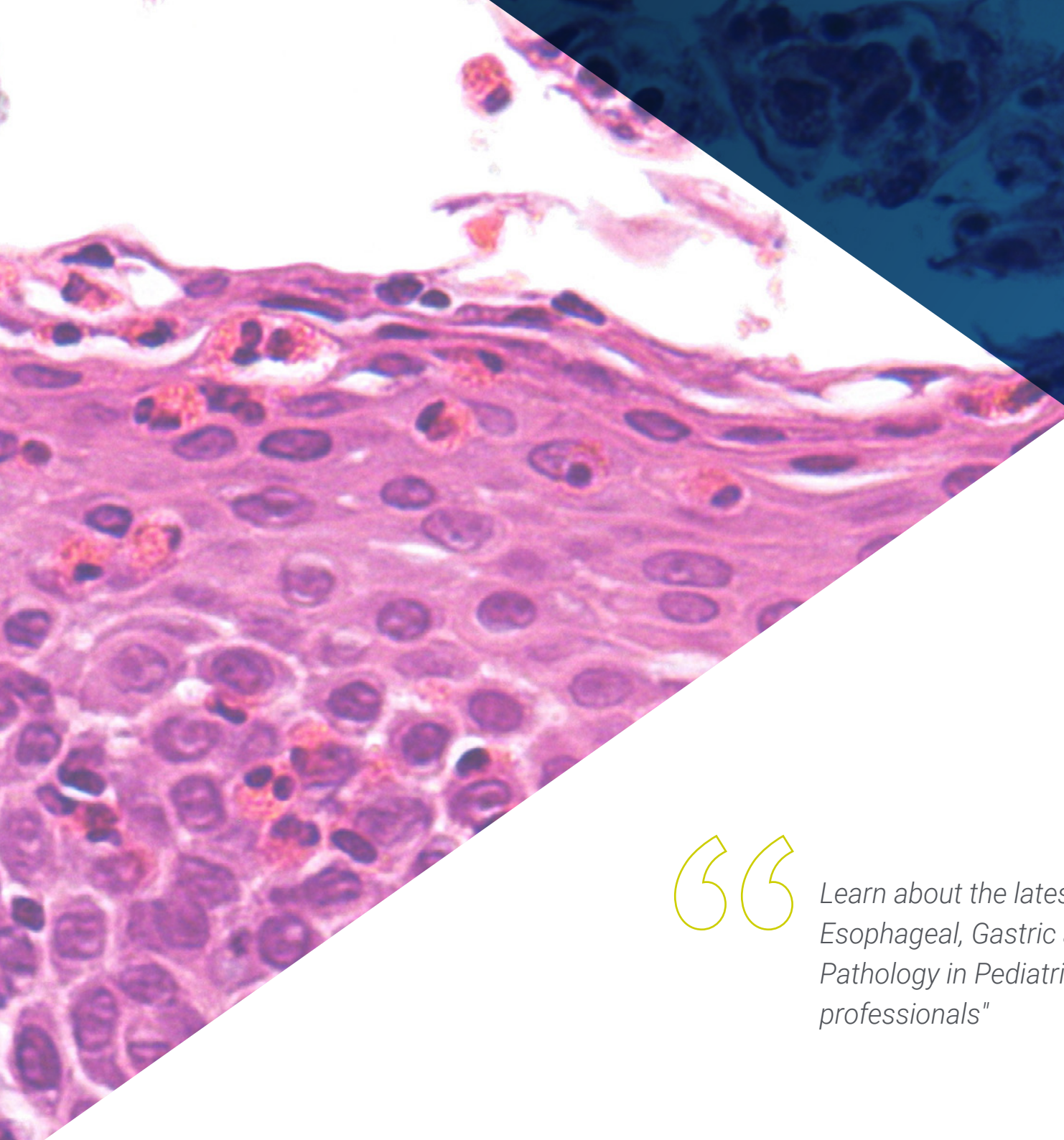
03

Course Management

This program includes highly regarded health professionals in the field of gastroenterology in its teaching staff, who bring the experience of their work to this training.

In addition, renowned specialists, members of prestigious national and international scientific communities, are involved in designing and preparing the program.





“

Learn about the latest advances in Esophageal, Gastric and Intestinal Pathology in Pediatrics from leading professionals”

Management



Dr. Negre Policarpo, Sergio

- ♦ Degree in Medicine and Surgery from the University of Valencia
- ♦ PhD in Medicine and Surgery from the University of Valencia
- ♦ Pediatrician
- ♦ Head of the Pediatric Gastroenterology and Nutrition Section at the Quironsalud Hospital. Valencia, Spain
- ♦ Associate Professor of Pediatrics San Vicente Mártir Catholic University Valencia, Spain
- ♦ Director of doctoral theses and Master's Degree theses
- ♦ University Expert in Organization and Management of Teaching in Health Institutions and Services
- ♦ Expert in Teaching and Digital Skills in Health Sciences
- ♦ Member of the Spanish Society of Pediatric Gastroenterology, Hepatology, and Nutrition
- ♦ Member of the European Society of Pediatric Gastroenterology, Hepatology and Nutrition
- ♦ Member of the Spanish Association of Pediatrics
- ♦ Member of the Valencian Pediatrics Society
- ♦ Head of the Medical R&D Department of Wearables Inteligentes SL.

Professors

Dr. Blesa Baviera, Luis

- ♦ Pediatrician Specialist
- ♦ CS Serrería II. Valencia

González de Caldas Marchal, Rafael

- ♦ Infant Liver Transplant Program in the Andalusian Health System

Dr. Pereda López, Antonio

- ♦ Pediatric Gastroenterology Specialist
- ♦ La Fe Polytechnic and University Hospital. Valencia

Dr. Quiles Catalá, Amparo

- ♦ Pediatric Gastroenterology Specialist
- ♦ Quironsalud Hospital, Valencia

Dr. Rodríguez Herrera, Alfonso

- ♦ Pediatric Gastroenterology Specialist
- ♦ Hispalense Institute of Pediatrics Pablo de Olavide University Seville

Dr. Ynga Durand, Mario Alberto

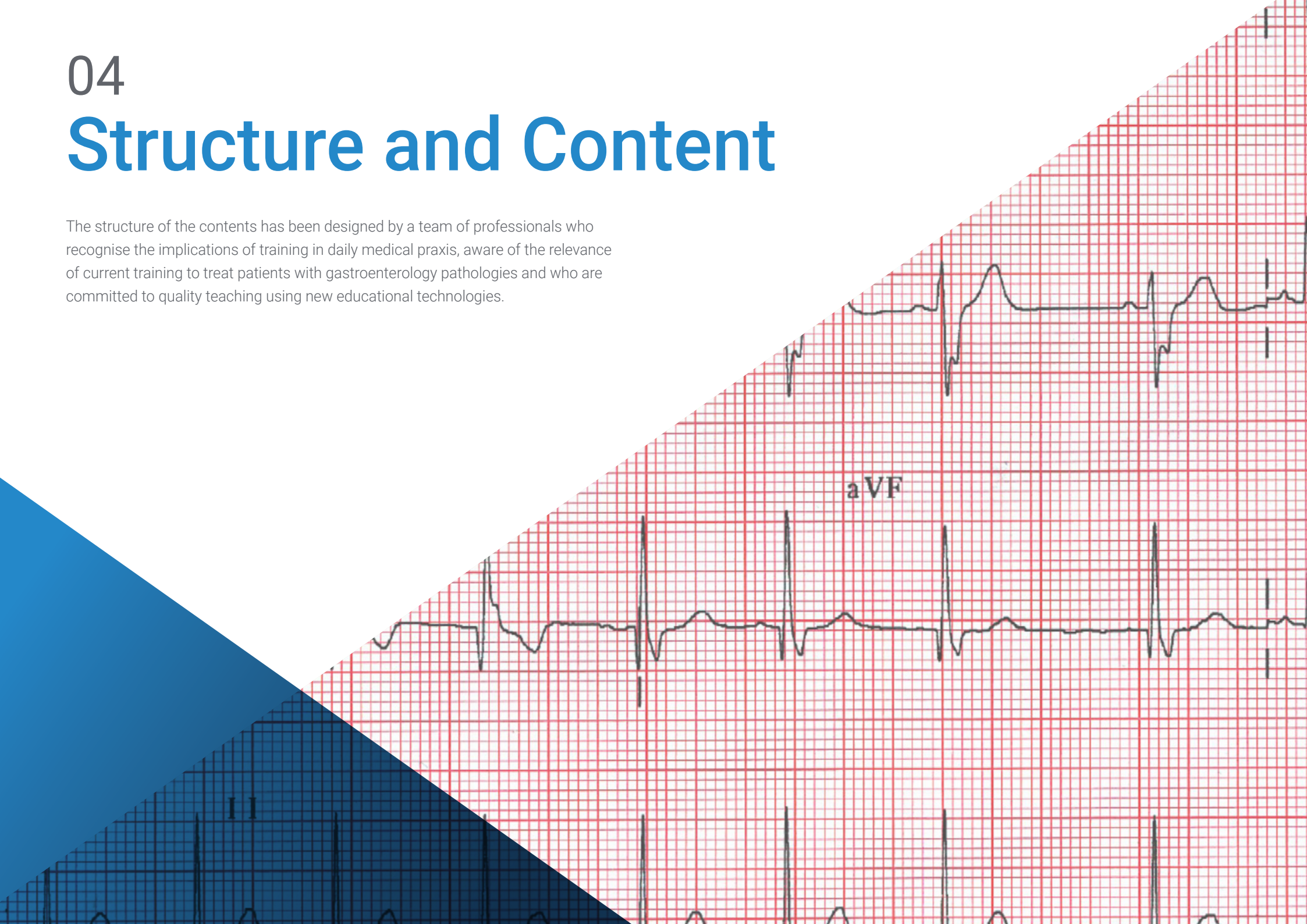
- ♦ Medical specialist in Allergology and Clinical Immunology
- ♦ National Polytechnic Institute. Mexican Academy of Pediatrics
- ♦ Pediatrician Specialist
- ♦ Professor of the National Program for the Prevention of Chronic Degenerative Diseases



04

Structure and Content

The structure of the contents has been designed by a team of professionals who recognise the implications of training in daily medical praxis, aware of the relevance of current training to treat patients with gastroenterology pathologies and who are committed to quality teaching using new educational technologies.





“

This Postgraduate Diploma in Esophageal, Gastric and Intestinal Pathology in Pediatrics contains the most complete and up-to-date scientific program on the market”

Module 1. Challenges in Esophageal and Gastric Pathology

- 1.1. Congenital Esophago-Gastric Anomalies
- 1.2. New Approaches to Gastroesophageal Reflux and Esophagitis in Pediatrics
- 1.3. Achalasia and Other Esophageal Motility Disorders
- 1.4. Trauma, Infections and Esophagitis Due to Chemicals
- 1.5. Review of Barrett's Esophagus in Pediatric Ages
- 1.6. Peptic Ulcer Disease and Gastritis
- 1.7. Other Esophago-Gastric Pathologies
- 1.8. Use of Diagnostic Methods in Esophageal and Gastric Pathologies in Pediatrics
- 1.9. Emergencies in Esophago-Gastric Pathology

Module 2. Update in Intestinal Pathology

- 2.1. Congenital Intestinal Anomalies
- 2.2. Disturbances of Digestion and Absorption
- 2.3. Intestinal Motility Disorders
- 2.4. Hirschsprung's Disease Intestinal Dysplasias
- 2.5. Viral and Bacterial Intestinal Infections
- 2.6. Intestinal Infections due to Parasites
- 2.7. Fungal Intestinal Infections
- 2.8. Neonatal Necrotizing Enterocolitis
- 2.9. Short Bowel Syndrome
- 2.10. Intestinal Polyps
- 2.11. Gastrointestinal Manifestations of Systemic Diseases
- 2.12. Digestive Complications of Congenital Heart Disease
- 2.13. Extraintestinal Manifestations of Digestive Diseases
- 2.14. Enteropathies of Unknown Origin Other Enteropathies
- 2.15. Intestinal Transplant
- 2.16. Emergencies in Intestinal Pathology



Module 3. Gastrohepatology: New Paths Opening the Door to Innovation

- 3.1. Chronobiology and Digestive Physiopathology
- 3.2. Epigenetics and Pediatric Gastroenterology
- 3.3. The Role of Intestinal Microbiota in Childhood Health and Illness
- 3.4. Study of the Intestinal Microbiota Probiotic Therapy in Pediatrics
- 3.5. Diet and Microbiota Impact on Health
- 3.6. Obesity and Digestive System Molecular, Genetic and Microbiological Approach to a Current Epidemic
- 3.7. Advances in Diagnostic Instruments Narrow-Band Endoscopy and Fluorescence Endoscopy Chromoendoscopy, Confocal Endoscopy and 360° Vision
- 3.8. Telemedicine Applications in the Education and Monitoring of Patients With Digestive Pathologies Wearables
- 3.9. Social Media and Pediatric Gastroenterology

“*A unique, key, and decisive training experience to boost your professional development*”



05

Methodology

This training program provides you with a different way of learning. Our methodology uses a cyclical learning approach: ***Re-learning***.

This teaching system is used, for example, in the most prestigious medical schools in the world, and major publications such as the ***New England Journal of Medicine*** have considered it to be one of the most effective.



“

Discover Re-learning, a system that abandons conventional linear learning, to take you through cyclical teaching systems: a way of learning that has proven to be extremely effective, especially in subjects that require memorization"

At TECH we use the Case Method

In a given situation, what would a professional do? Throughout the program students will be presented with multiple clinical symptoms simulated cases based on real patients in which they will have to investigate, establish hypotheses and, finally, resolve the situation. There is abundant scientific evidence on the effectiveness of the method. Specialists learn better, faster, and more sustainably over time.

With TECH you will experience a way of learning that is shaking the foundations of traditional universities around the world



According to Dr. Gervas, the clinical case is the annotated presentation of a patient, or group of patients, which becomes a "case", an example or model that illustrates some peculiar clinical component, either because of its teaching power or because of its uniqueness or rarity. It is essential that the case is based on current professional life, trying to recreate the real conditions in the physician's professional practice.

“

Did you know that this method was developed in 1912, at Harvard, for law students? The case method consisted of presenting students with real-life, complex situations for them to make decisions and justify their decisions on how to solve them. In 1924, Harvard adopted it as a standard teaching method”

The effectiveness of the method is justified by four fundamental achievements:

1. Students who follow this method not only achieve the assimilation of concepts, but also a development of their mental capacity, through exercises that evaluate real situations and the application of knowledge.
2. Learning is solidly translated into practical skills that allow the student to better integrate into the real world.
3. Ideas and concepts are understood more efficiently, given that the example situations are based on real-life.
4. Students like to feel that the effort they put into their studies is worthwhile. This then translates into a greater interest in learning and more time dedicated to working on the course.



Re-learning Methodology

At TECH we enhance the Harvard case method with the best 100% online teaching methodology available: Re-learning.

This university is the first in the world to combine the study of clinical cases with a 100% online learning system based on repetition, combining a minimum of 8 different elements in each lesson, a real revolution with respect to the mere study and analysis of cases.



Professionals will learn through real cases and by solving complex situations in simulated learning environments. These simulations are developed using state-of-the-art software to facilitate immersive learning

At the forefront of world teaching, the Re-learning method has managed to improve the overall satisfaction levels of professionals who complete their studies, with respect to the quality indicators of the best Spanish-speaking online university (Columbia University).

With this methodology, more than 250,000 physicians have been trained with unprecedented success in all clinical specialties regardless of surgical load. Our pedagogical methodology is developed in a highly competitive environment, with a university student body with a high socioeconomic profile and an average age of 43.5 years old.

Re-learning will allow you to learn with less effort and better performance, involving you more in your specialization, developing a critical mindset, defending arguments, and contrasting opinions: a direct equation to success

In our program, learning is not a linear process, but rather a spiral (learn, unlearn, forget, and re-learn). Therefore, we combine each of these elements concentrically.

The overall score obtained by TECH's learning system is 8.01, according to the highest international standards.



This program offers the best educational material, prepared with professionals in mind:



Study Material

All the teaching materials are specifically created for the course, by specialists who teach on the course, so that the teaching content is highly specific and precise.

These contents are then applied to the audiovisual format, to create the TECH online working method. All this, with the latest techniques that offer high quality pieces in each and every one of the materials that are made available to the student.



Surgical Techniques and Procedures on Video

TECH introduces students to the latest techniques, the latest educational advances and to the forefront of current medical techniques. All of this in direct contact with students and explained in detail so as to aid their assimilation and understanding. And best of all, you can watch the videos as many times as you like.



Interactive Summaries

The TECH team presents the contents attractively and dynamically in multimedia lessons that include audio, videos, images, diagrams, and concept maps in order to reinforce knowledge.

This exclusive multimedia content presentation training Exclusive system was awarded by Microsoft as a "European Success Story".



Additional Reading

Recent articles, consensus documents and international guidelines, among others. In TECH's virtual library, students will have access to everything they need to complete their course.





Expert-Led Case Studies and Case Analysis

Effective learning ought to be contextual. Therefore, TECH presents real cases in which the expert will guide students, focusing on and solving the different situations: a clear and direct way to achieve the highest degree of understanding.



Testing & Re-Testing

We periodically evaluate and re-evaluate students' knowledge throughout the program, through assessment and self-assessment activities and exercises: so that they can see how they are achieving your goals.



Classes

There is scientific evidence on the usefulness of learning by observing experts. The system named Learning from an Expert strengthens knowledge and recall capacity, and generates confidence when facing difficult decisions in the future.



Quick Action Guides

TECH offers the most relevant contents of the course in the form of worksheets or quick action guides. A synthetic, practical, and effective way to help students progress in their learning.



06 Certificate

The Postgraduate Diploma in Esophageal, Gastric and Intestinal Pathology in Pediatrics guarantees, in addition to the most rigorous and updated training, access to a Postgraduate Diploma issued by TECH Global University.





“

Successfully complete this training and receive your university qualification without travel or laborious paperwork”

This private qualification will allow you to obtain a **Postgraduate Diploma in Esophageal, Gastric and Intestinal Pathology in Pediatrics** endorsed by **TECH Global University**, the world's largest online university.

TECH Global University is an official European University publicly recognized by the Government of Andorra ([official bulletin](#)). Andorra is part of the European Higher Education Area (EHEA) since 2003. The EHEA is an initiative promoted by the European Union that aims to organize the international training framework and harmonize the higher education systems of the member countries of this space. The project promotes common values, the implementation of collaborative tools and strengthening its quality assurance mechanisms to enhance collaboration and mobility among students, researchers and academics.

This **TECH Global University** private qualification is a European program of continuing education and professional updating that guarantees the acquisition of competencies in its area of knowledge, providing a high curricular value to the student who completes the program.

Title: **Postgraduate Diploma in Esophageal, Gastric and Intestinal Pathology in Pediatrics**

Modality: **online**

Duration: **6 months**

Accreditation: **18 ECTS**



*Apostille Convention. In the event that the student wishes to have their paper diploma issued with an apostille, TECH Global University will make the necessary arrangements to obtain it, at an additional cost.

future

health confidence people

education information tutors

guarantee accreditation teaching

institutions technology learning

community commitment

tech global
university

personalized service innovation

knowledge present
online training
development languages

virtual classroom

Postgraduate Diploma
Esophageal, Gastric
and Intestinal Pathology
in Pediatrics

- » Modality: online
- » Duration: 6 months
- » Certificate: TECH Global University
- » Credits: 18 ECTS
- » Schedule: at your own pace
- » Exams: online

Postgraduate Diploma

Esophageal, Gastric and Intestinal
Pathology in Pediatrics

