

Postgraduate Diploma

Digestive and Nephro-Urological
Pathology in the Complex
Chronic Patient



Postgraduate Diploma

Digestive and Nephro-Urological Pathology in the Complex Chronic Patient

- » Modality: online
- » Duration: 6 months
- » Certificate: TECH Global University
- » Credits: 18 ECTS
- » Schedule: at your own pace
- » Exams: online

Website: www.techtitute.com/us/medicine/postgraduate-diploma/postgraduate-diploma-digestive-nephro-urological-pathology-complex-chronic-patient

Index

01

Introduction

p. 4

02

Objectives

p. 8

03

Course Management

p. 12

04

Structure and Content

p. 20

05

Methodology

p. 26

06

Certificate

p. 34

01

Introduction

In the context of nephro-urological diseases, chronic patients face renal and urological conditions that have a negative impact on their quality of life. An example of this is hematuria, i.e., the presence of blood in the urine. Aware that this increases morbidity and mortality, specialists are frequently developing new strategies for prevention, early diagnosis and personalized treatment. However, this is a challenge, bearing in mind the low public awareness of these pathologies, in addition to the lack of healthy lifestyle habits. In view of this, TECH has developed a pioneering program, 100% online, which will provide the physician with a solid basis for the improvement of clinical protocols and health promotion.





“

You will handle proton pump inhibitors thanks to the best digital university in the world, according to Forbes”

Conditions, such as bladder carcinoma, require more than just treatment to alleviate physical problems: patients need psychosocial support for comprehensive disease management. In this regard, complex chronic users often experience intense feelings of anxiety, depression and fear. Added to this is the uncertainty involved in thinking about the future, bearing in mind the evolution of the cancer and its long-term prognosis. For this reason, psychological support from physicians is key to help them improve their quality of life and make informed decisions about therapies.

For this reason, TECH implements an advanced program for physicians to specialize in the care of Digestive and Nephro-Urological diseases in long-term patients. Under the supervision of an experienced teaching team, the curriculum will address the diagnosis of conditions such as hypogonadism, adrenal insufficiency and gastropathies.

In this way, the syllabus will delve into the search for strategies aimed at improving the quality of life of patients, minimizing the limitations imposed by the pathologies and their clinical care. Emphasis will also be placed on the challenges of Chronic Kidney Disease, promoting innovation to establish prevention strategies and therapeutic procedures.

In addition, the curriculum will be based on the revolutionary Relearning method. This learning system consists of the repetition of the most relevant contents, so that they remain engraved in the students' memory in a progressive and natural way. This program will also offer various analyses of real clinical cases, which will allow professionals to get closer to medical practice. Along the same lines, they will have access to an extensive digital library of audiovisual materials to reinforce their knowledge in a dynamic way.

This **Postgraduate Diploma in Digestive and Nephro-Urological Pathology in the Complex Chronic Patient** contains the most complete and up-to-date scientific program on the market. The most important features include:

- ♦ The development of case studies presented by experts in Digestive and Nephro-Urological Pathology in Complex Chronic Patients
- ♦ The graphic, schematic, and practical contents with which they are created, provide scientific and practical information on the disciplines that are essential for professional practice
- ♦ Practical exercises where self-assessment can be used to improve learning
- ♦ Its special emphasis on innovative methodologies
- ♦ Theoretical lessons, questions to the expert, debate forums on controversial topics, and individual reflection assignments
- ♦ Content that is accessible from any fixed or portable device with an Internet connection



Do you want to specialize in the clinical approach to sexual dysfunctions? Achieve it in only 6 months with this revolutionary program"

“

You will delve into the challenges presented by Functional Bladder Disorders in order to develop innovative proposals to improve their treatment"

The program's teaching staff includes professionals from the field who contribute their work experience to this educational program, as well as renowned specialists from leading societies and prestigious universities.

The multimedia content, developed with the latest educational technology, will provide the professional with situated and contextual learning, i.e., a simulated environment that will provide immersive education programmed to learn in real situations.

This program is designed around Problem-Based Learning, whereby the professional must try to solve the different professional practice situations that arise during the academic year. For this purpose, the students will be assisted by an innovative interactive video system created by renowned and experienced experts.

Expand knowledge about oral or parenteral supplementation, according to the most prevalent pathology in each patient.

The Relearning methodology a pioneer in TECH, will allow you to learn in an autonomous and progressive way. At your own pace!



02 Objectives

The design of this novel program aims to establish diagnostic strategies and therapeutic protocols adapted to the complexity and clinical diversity of the chronic patient. Focused on considering factors such as polypharmacy and frailty, it will seek to provide healthcare professionals with the necessary tools to effectively address the particularities of these patients. In this way, the program will develop key skills that enable specialized and personalized care, ensuring a comprehensive approach in the diagnosis and treatment of Digestive and Nephro-Urological Pathologies in the Complex Chronic Patient.



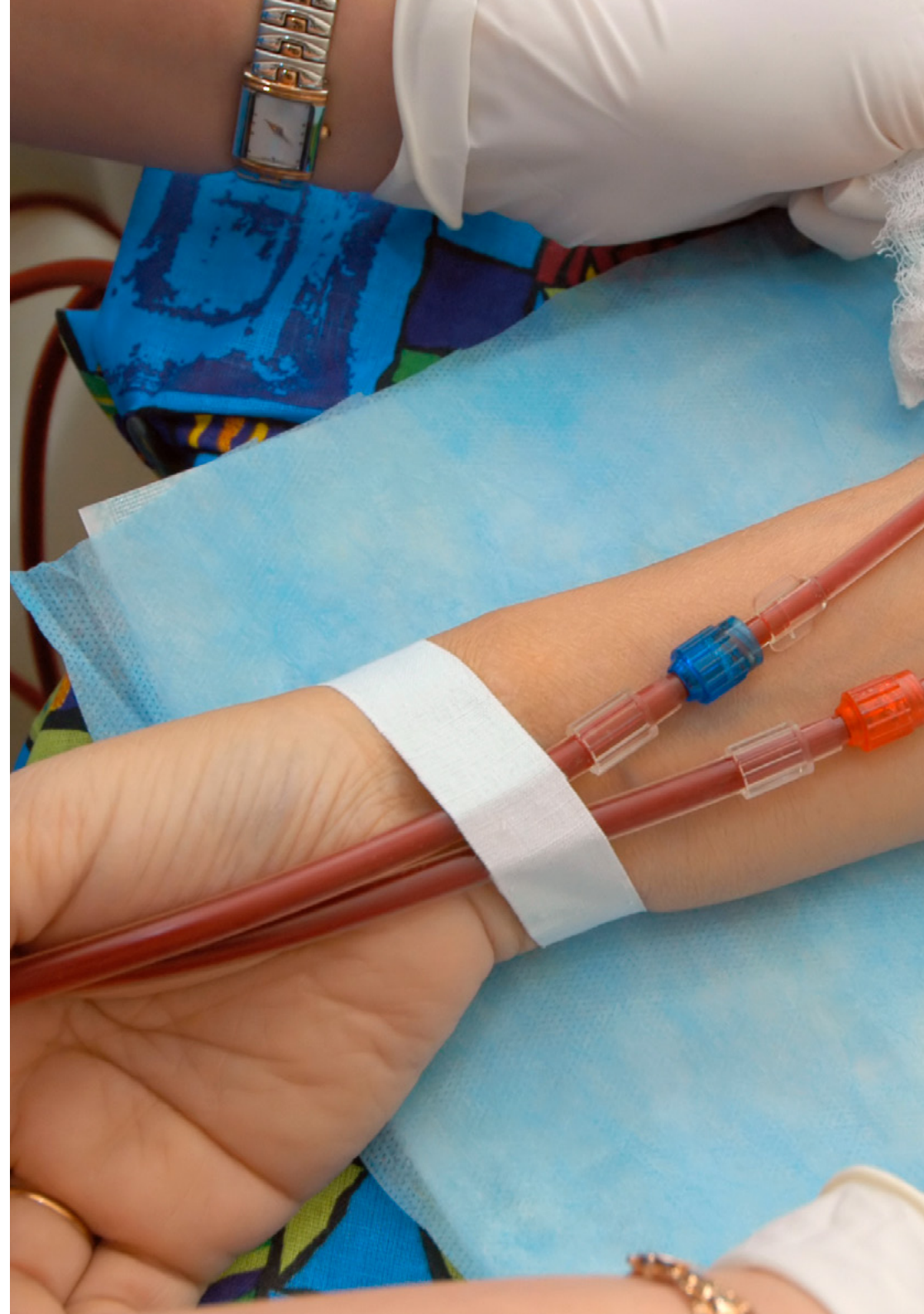
“

You will plan strategies that improve the patient's quality of life, minimizing the limitations imposed by the disease and its treatments. And in only 6 months!"



General Objectives

- ♦ Adequately define endocrinological pathology in chronic and complex patients
- ♦ Seek strategies that improve the patient's quality of life, minimizing the limitations imposed by the disease and its treatments
- ♦ Address and manage other medical conditions that may coexist with the endocrine disease
- ♦ Improve patient adherence to prescribed treatment, which may include medications and lifestyle changes
- ♦ Develop the most relevant aspects of digestive pathology in the Complex Chronic Patient in order to achieve the best clinical care for these patients
- ♦ Analyze gastrointestinal diseases in patients with chronic medical conditions to optimize diagnosis and therapeutic management in this patient profile
- ♦ Establish diagnostic strategies and therapeutic protocols that adapt to the complexity and clinical diversity of the chronic patient
- ♦ Promote a holistic approach in the medical care of the digestive pathology of chronic and complex patients
- ♦ Assess the incidence and prevalence of nephro-urological diseases in chronic patients
- ♦ Assess Impact on Renal Function
- ♦ Examine Therapeutic and Management Options





Specific Objectives

Module 1. Endocrinology and Nutrition in the Complex Chronic Patient

- ◆ Identify and address risk factors involved in diabetes-related complications and prevent or minimize their impact
- ◆ Analyze the influence of polypharmacy in the development of endocrinological complications and develop strategies to address them
- ◆ Expand knowledge about oral or parenteral supplementation according to the most prevalent pathology in the individual

Module 2. Digestive Pathology in the Complex Chronic Patient

- ◆ Recognize, diagnose and guide the management of the main pathologies of the digestive system in the chronic complex patient
- ◆ Identify the key aspects of the different pathologies of the digestive system, taking into account the characteristics of the chronic and complex patient
- ◆ Transfer the knowledge of digestive pathology in the chronic and complex patient to the student's clinical practice

Module 3. Nephro-Urological Pathology in the Complex Chronic Patient

- ◆ Identify common comorbidities associated with nephro-urologic diseases in chronic patients
- ◆ Synthesize findings to provide practical recommendations for health professionals

03

Course Management

The faculty of this curriculum is distinguished by the careful selection of TECH, which has brought together the best specialists with an extensive and recognized professional background in the care of Complex Chronic Patients. Each faculty member brings a wealth of practical experience and expertise, ensuring that graduates receive quality knowledge, backed by excellence and constant updating in the treatment of Digestive and Nephro-Urological Pathologies in this context. This team of experts is committed to offering an enriching and practical perspective for the development of advanced clinical skills.



“

Get updated in the approach to Hypothyroidism and Hyperthyroidism in the Complex Chronic Patient, from the best experts in the field”

International Guest Director

Awarded by the **American Society of Addiction Medicine** for his research in this field, Robert W. Kirchoff is considered a prestigious physician specialized in the approach to **Substance Use Disorders**. In this sense, he has developed most of his career in health institutions of international reference, such as the **Mayo Clinic Hospital** in Minnesota or the **Saint Joseph Mercy Health System** in Michigan.

Among his main achievements, his great contribution to the foundation of the **Laboratory of Informatics and Machine Learning** stands out. In this way, he has contributed significantly to the improvement of hospital resources through **Predictive Analytics**. He has also used this technological tool belonging to Artificial Intelligence to identify patients at **risk of drug dependence and relapse**. As a result, it has enabled numerous users to acquire advanced coping strategies in order to avoid drug use.

It should be noted that he balances this work with his facet as a **clinical researcher**. In this regard, he has an extensive production on subjects such as the applications of **Big Data** to the field of medicine, the **most innovative pharmacological treatments** to combat alcohol addiction, **translational informatics** applied to individuals with psychological disorders, techniques to prevent drug abuse or cutting-edge methodologies for the treatment of **drug addiction**.

On the other hand, in his firm commitment to the advancement of medical technology, he regularly participates as a speaker at **scientific congresses and symposiums** on an international scale. Thanks to this, he has facilitated the health community to have a greater knowledge of **drug-assisted therapies** for chemical dependency. In turn, he has enabled specialists to acquire the skills to get the most out of **Clinical Bioinformatics** and to optimize both their diagnostics and disease management considerably.



Dr. Kirchoff, Robert W.

- President for Research at Mayo Clinic Hospital in Minnesota, United States
- Medical Director at Foundations Detroit
- President of the American Society for Addiction Medicine
- Founder of the Laboratory of Informatics and Machine Learning at Mayo Clinic Hospital
- Attending Physician at Saint Joseph Mercy Health System in Michigan
- Master of Science in Medical Informatics from The Johns Hopkins University School of Medicine
- Bachelor of Arts, Biology and Chemistry from Albion College
- Internal Medicine Resident Physician at Wayne State University School of Medicine
- General Surgery Residency at Mayo Clinic Hospital
- Board Certified by the American Board of Internal Medicine
- Fellow of the American Board of Preventive Medicine



Thanks to TECH, you will be able to learn with the best professionals in the world"

Management



Dr. Romero Pareja, Rodolfo

- Specialist in Family and Community Medicine
- Medical Director at the Emergency Hospital Nurse Isabel Zendal
- Area Physician, Emergency Department, at the University Hospital of Getafe
- Collaborator of working groups in programs of Medicine; Health Management and Planning for Health Managers; and Emergency and Critical Care
- Doctor of Medicine, University of Oviedo
- Master's Degree in Emergency Medicine from the Complutense La University of Madrid
- Master in Medical Management and Clinical Management by the National School of Health, Instituto Salud Carlos III and Universidad Nacional Educación a Distancia
- Degree in Medicine and Surgery from the Complutense University of Madrid



Dr. Tejedor López, Luis

- ♦ Specialist in Geriatrics
- ♦ Specialist Physician in Geriatrics, Emergency Hospital Nurse Isabel Zandal
- ♦ Medical Case Manager. HealthMotiv S.L
- ♦ President of the MIR Association Spain
- ♦ Master's Degree in Support Treatment and Palliative Care in Oncology Patients, Isabel I University
- ♦ MBA in Health Management and Administration from the European School of Health Education
- ♦ Medical Specialist in Geriatrics via MIR
- ♦ Degree in Medicine from the University of Navarra

Professors

Dr. Casillas Ramos, Nazaret

- ◆ Specialist in Internal Medicine
- ◆ Specialist Physician in Internal Medicine in the Functional Rehabilitation Unit of the Emergency Hospital Nurse Isabel Zendal
- ◆ Specialist in Internal Medicine, Hospitalization Area and Internal Medicine Consultations, at the Virgen de la Luz Hospital in Cuenca
- ◆ Doctor of Medicine from the University of Castilla La Mancha
- ◆ Master in Diabetes in Clinical Practice, University of Barcelona
- ◆ Master in Systemic Autoimmune Diseases by TECH Technological University
- ◆ Medical Degree from the University of Extremadura

Dr. Molina Báez, Manuel

- ◆ Specialist in Internal Medicine
- ◆ Resident Physician of the Internal Medicine Department, at the Hospital Universitario de La Princesa
- ◆ Medical Specialist in Internal Medicine, Functional Rehabilitation Unit, at the Hospital de Emergencias Nurse Isabel Zendal
- ◆ Specialist in Internal Medicine at the Hospital General Universitario Gregorio Marañón, Madrid
- ◆ Researcher in the Prevalence Study of Nosocomial Infections in Spain (EPINE)
- ◆ Master ESTHER HIV, Universidad Rey Juan Carlos, Madrid
- ◆ Graduate in Medicine from the University of Extremadura



Dr. Artero Ortiz, Jorge

- ◆ Specialist Physician in Geriatrics, Emergency Hospital Nurse Isabel Zenda
- ◆ Medical Specialist in Geriatrics of the Acute Unit, at the Hospital Universitario Guadalajara
- ◆ Medical Specialist in Geriatrics of the Acute Unit, at the Hospital General Universitario Gregorio Marañón
- ◆ Medical Specialist in Geriatrics of the Geriatric Emergencies Unit, at the Hospital Rey Juan Carlos
- ◆ Master in Palliative Care, Universidad Pontificia de Salamanca
- ◆ Degree in Medicine from the European University of Madrid
- ◆ Member of: Spanish Society of Geriatrics and Gerontology (SEGG), Spanish Society of Geriatric Medicine (SEMEG) and Pain Committee at the Red Cross Central Hospital

“

Take the opportunity to learn about the latest advances in this field in order to apply it to your daily practice"

04

Structure and Content

This Postgraduate Diploma will immerse students in the recognition, diagnosis and management of the most common pathologies of the Digestive System in the context of long-term patients. For this purpose, the syllabus will cover from the hormonal changes associated with aging to the complications associated with nutrition. In this way, the graduates will provide personalized treatments according to the particularities of each user. In addition, the program will offer a wide range of novel therapies to combat dyslipidemic diseases. It will also provide guidelines for the correct evaluation and monitoring of ionic alterations, in order to assess the response to medical approaches.



“

Studying through videos, interactive summaries or evaluative tests, you will assimilate all the knowledge in Gastropathy in an agile and dynamic way”

Module 1. Endocrinology and Nutrition in the Complex Chronic Patient

- 1.1. Endocrinology Pathology in the Complex Chronic Elderly Patient
 - 1.1.1. Hormonal Changes Associated with Aging in the Complex Chronic Elderly Patient
 - 1.1.2. Management of Aging Associated with Pathology in the Complex Chronic Patient
 - 1.1.3. Diagnostic Approach in the Complex Patient
- 1.2. Hypothalamic Pathology in the Complex Chronic Patient
 - 1.2.1. Management of Hypopituitarism in the Complex Chronic Patient
 - 1.2.2. Management of Hyperprolactinemia in the Complex Chronic Patient
 - 1.2.3. Inadequate ADH Secretion
- 1.3. Gonadal Pathology in the Complex Chronic Patient
 - 1.3.1. Management of Hypogonadism. in the Complex Older Patient
 - 1.3.2. Management of Gynecomastia in Complex Older Patients
 - 1.3.3. Therapeutic Approach to Gonadal Disorders in the Chronic Patient
- 1.4. Thyroid Pathology in the Complex Chronic Patient
 - 1.4.1. Management of Goiters in the Complex Chronic Patient
 - 1.4.2. Approach to Hypothyroidism and Hyperthyroidism in the Complex Chronic Patient. Thyroid Drug Involvement
 - 1.4.3. Management of Thyroiditis in Complex Chronic Patients
- 1.5. Pancreatic Endocrine Pathology in the Chronic Patient
 - 1.5.1. Management of Diabetes in Complex Chronic Patients. Diagnosis
 - 1.5.2. Acute and Chronic Hyperglycemia Complications
 - 1.5.3. Hypoglycemia and Increased Morbidity and Mortality
 - 1.5.4. Therapeutic Approach
- 1.6. Adrenal Pathology in the Complex Patient
 - 1.6.1. Management of Adrenal Insufficiency in Complex Chronic Patients
 - 1.6.2. Management Cushing's Syndrome in the Complex Chronic Patient
 - 1.6.3. Management of Incidentalites in Complex Chronic Patients
- 1.7. Cardiovascular Risk Factors in the Complex Chronic Patient: Lipids in Comorbidity
 - 1.7.1. Management of Dyslipidemias in Comorbidity in the Complex Chronic Patient
 - 1.7.2. Management of Dyslipidemias in the Chronic Polymedicated Patient
 - 1.7.3. New Therapies Available



- 1.8. Bone Mineral Metabolism. Osteoporosis Update and Approach in the Chronic Patient
 - 1.8.1. Management of Hypercalcemia and Hypocalcemia in the Complex Chronic Patient
 - 1.8.2. Management of Osteoporosis in Chronic Elderly Patients
 - 1.8.3. Therapeutic Approach in the Chronic Elderly Patient. Side Effects
- 1.9. Obesity and Chronicity in the Complex Chronic Patient
 - 1.9.1. Obesity as a Problem in the 21st Century
 - 1.9.2. Management of Sarcopenic Obesity in Complex Chronic Patients
 - 1.9.3. Non-Pharmacologic and Pharmacologic Therapies
- 1.10. Nutrition in the Complex Chronic Patient
 - 1.10.1. Malnutrition Associated with the Disease and in Special Situations in the Complex Chronic Patient
 - 1.10.2. Supplementation: Enteral or Parenteral Nutrition in Complex Patients
 - 1.10.3. Vitamins and Trace Elements in Comorbid Patients
 - 1.10.4. Complications Associated with Nutrition

Module 2. Digestive Pathology in the Complex Chronic Patient

- 2.1. Esophageal Pathology in the Complex Chronic Patient
 - 2.1.1. Management of Esophageal Motor Disorders in the Complex Chronic Patient
 - 2.1.2. Management of Gastro-esophageal Reflux Disease in Complex Chronic Patients
 - 2.1.3. Other Esophageal Pathologies in the Complex Chronic Patient
- 2.2. Dyspepsia and Gastropathies in the Complex Chronic Patient
 - 2.2.1. Management of Dyspepsia in Complex Chronic Patients
 - 2.2.2. Management of Gastropathies in Complex Chronic Patients
 - 2.2.3. Management of Hiatal Hernia and Other Gastric Anatomical Disorders in the Chronic Patient
 - 2.2.4. Management of Gastric Emptying Disorders in the Complex Chronic Patient
- 2.3. Pancreatic and Biliary Pathology in the Complex Chronic Patient
 - 2.3.1. Management of Jaundice and Cholestasis in the Complex Chronic Patient
 - 2.3.2. Management of Pancreatitis in Complex Chronic Patients
 - 2.3.3. Management of Cholelithiasis and Choledocholithiasis in the Pluripathological Patient
- 2.4. Hepatic Pathology in the Complex Chronic Patient
 - 2.4.1. Management of Toxic-Drug Hepatitis in the Complex Chronic Patient
 - 2.4.2. Management of Cirrhosis in the Pluripathological Patient
 - 2.4.3. Liver Transplant in the Complex Chronic Patient
- 2.5. Intestinal Pathology in the Complex Chronic Patient
 - 2.5.1. Management of Intestinal Ischemia in Complex Chronic Patients
 - 2.5.2. Diarrhea and Malabsorption in the Pluripathologic Patient
 - 2.5.3. Inflammatory Bowel Disease in the Complex Patient
- 2.6. Gastrostomy, Colostomy and Ileostomy in the Complex Chronic Patient
 - 2.6.1. Ostomies in the Complex Chronic Patient
 - 2.6.2. Ostomy Care
 - 2.6.3. Complications of Ostomies in the Pluripathological Patient
- 2.7. Constipation and Fecal Incontinence in the Complex Chronic Patient
 - 2.7.1. Constipation in the Complex Chronic Patient
 - 2.7.2. Acquired Chronic Megacolon and Ogilvie's Syndrome
 - 2.7.3. Management of Fecal Incontinence in the Pluripathological Patient
- 2.8. Functional Digestive Disorders in the Complex Chronic Patient
 - 2.8.1. Management of Esophageal Functional Disorders in the Complex Chronic Patient
 - 2.8.2. Management of Functional Gastrointestinal Disorders in the Complex Chronic Patient
 - 2.8.3. Management of Functional Bowel Disorders in the Complex Chronic Patient
- 2.9. Digestive Pathology and Polypharmacy in the Complex Chronic Patient
 - 2.9.1. Use of Proton Pump Inhibitors (PPIs) in the Chronic Patient. Side Effects
 - 2.9.2. Anticoagulation and Gastrointestinal Bleeding in the Chronic Patient
 - 2.9.3. Diagnosis and Management of Deficiency Anemia in the Complex Patient
- 2.10. Endoscopic Procedures in the Complex Chronic Patient
 - 2.10.1. Endoscopic Study in the Chronic and Complex Patient
 - 2.10.2. Planning of Anticoagulation Studies. Suspension of Anticoagulation in the Chronic-Complex Patient
 - 2.10.3. Complications in Endoscopic Procedures

Module 3. Nephro-Urological Pathology in the Complex Chronic Patient

- 3.1. Chronic Kidney Disease (CKD) in Complex Chronic Patients
 - 3.1.1. Diagnosis and Evaluation of Chronic Kidney Disease in Complex Chronic Patients
 - 3.1.2. Treatment and Management of Chronic Kidney Disease in Complex Chronic Patients
 - 3.1.3. Complications of Chronic Kidney Disease in Complex Chronic Patients
 - 3.1.4. Challenges and Strategies in the Management of Chronic Kidney Disease in this Type of Patient
 - 3.1.5. Innovations and Future Directions in Chronic Kidney Disease Research
- 3.2. Ionic Alterations in Complex Chronic Patients
 - 3.2.1. Sodium (Na⁺), Potassium (K⁺), Magnesium (Mg²⁺) Alterations
 - 3.2.2. Electrolyte Interactions in Complex Chronic Patients
 - 3.2.3. Evaluation and Monitoring of Ionic Alterations in Complex Chronic Patients
 - 3.2.4. Treatment and Prevention Strategies
- 3.3. Benign Prostatic Hyperplasia (BPH) in the Complex Chronic Patient
 - 3.3.1. Complications and Comorbidities in the Complex Chronic Patient
 - 3.3.2. Treatment and Management of the Complex Chronic Patient
 - 3.3.3. Innovations and Challenges in the Treatment of BPH
 - 3.3.4. Prevention in the Complex Chronic Patient
- 3.4. Lithiasis in the Complex Chronic Patient
 - 3.4.1. Contributing Factors in Complex Chronic Patients
 - 3.4.2. Complications in Renal Health Impact in Complex Chronic Patients
 - 3.4.3. Treatment and Management of Kidney Lithiasis in Complex Chronic Patients
 - 3.4.4. Innovations and Challenges in the Treatment of Renal Lithiasis
- 3.5. Functional Bladder Disorders in the Complex Chronic Patient
 - 3.5.1. Complications and Comorbidities in Complex Chronic Patient
 - 3.5.2. Treatment and Management of Complex Chronic Patient
 - 3.5.3. Innovations and Challenges in the Treatment
 - 3.5.4. Psychosocial Considerations and Quality of Life
- 3.6. Hematuria in the Complex Chronic Patient
 - 3.6.1. Complications and Comorbidities in the Complex Chronic Patient
 - 3.6.2. Treatment and Management of the Complex Chronic Patient
 - 3.6.3. Innovations and Challenges in the Treatment of Hematuria





- 3.7. Vesical Carcinoma in the Complex Chronic Patient
 - 3.7.1. Treatment and Management of the Complex Chronic Patient
 - 3.7.2. Complications and Comorbidities in the Complex Chronic Patient
 - 3.7.3. Prognosis and Survival
 - 3.7.4. Innovations and Challenges in the Treatment of Bladder Cancer
 - 3.7.5. Quality of Life and Psychosocial Support
- 3.8. Renal Carcinoma in the Complex Chronic Patient
 - 3.8.1. Treatment and Management of the Complex Chronic Patient
 - 3.8.2. Complications and Comorbidities in the Complex Chronic Patient
 - 3.8.3. Prognosis and Survival of the Complex Chronic Patient
 - 3.8.4. Innovations and Challenges in the Treatment of Renal Cancer
 - 3.8.5. Quality of Life and Psychosocial Support
- 3.9. Prostatic Carcinoma in the Complex Chronic Patient
 - 3.9.1. Treatment and Management of the Complex Chronic Patient
 - 3.9.2. Complications and Comorbidities in the Complex Chronic Patient
 - 3.9.3. Prognosis and Survival of the Complex Chronic Patient
 - 3.9.4. Innovations and Challenges in the Treatment of of Prostate Cancer
 - 3.9.5. Quality of Life and Psychosocial Support
- 3.10. Impact of Nephro-Urological Diseases on Sexuality in the Complex Chronic Patient
 - 3.10.1. Impact of Nephro-Urological Diseases on Sexuality in Complex Chronic Patient
 - 3.10.2. Specific Sexual Dysfunction
 - 3.10.3. Clinical Approach to Sexual Dysfunctions
 - 3.10.4. Treatments and Management Strategies in Complex Chronic Patients

05 Methodology

This academic program offers students a different way of learning. Our methodology uses a cyclical learning approach: **Relearning**.

This teaching system is used, for example, in the most prestigious medical schools in the world, and major publications such as the **New England Journal of Medicine** have considered it to be one of the most effective.





“

Discover Relearning, a system that abandons conventional linear learning, to take you through cyclical teaching systems: a way of learning that has proven to be extremely effective, especially in subjects that require memorization"

At TECH we use the Case Method

What should a professional do in a given situation? Throughout the program, students will face multiple simulated clinical cases, based on real patients, in which they will have to do research, establish hypotheses, and ultimately resolve the situation. There is an abundance of scientific evidence on the effectiveness of the method. Specialists learn better, faster, and more sustainably over time.

With TECH you will experience a way of learning that is shaking the foundations of traditional universities around the world.



According to Dr. Gérvas, the clinical case is the annotated presentation of a patient, or group of patients, which becomes a "case", an example or model that illustrates some peculiar clinical component, either because of its teaching power or because of its uniqueness or rarity. It is essential that the case is based on current professional life, trying to recreate the real conditions in the physician's professional practice.

“

Did you know that this method was developed in 1912, at Harvard, for law students? The case method consisted of presenting students with real-life, complex situations for them to make decisions and justify their decisions on how to solve them. In 1924, Harvard adopted it as a standard teaching method”

The effectiveness of the method is justified by four fundamental achievements:

1. Students who follow this method not only achieve the assimilation of concepts, but also a development of their mental capacity, through exercises that evaluate real situations and the application of knowledge.
2. Learning is solidly translated into practical skills that allow the student to better integrate into the real world.
3. Ideas and concepts are understood more efficiently, given that the example situations are based on real-life.
4. Students like to feel that the effort they put into their studies is worthwhile. This then translates into a greater interest in learning and more time dedicated to working on the course.

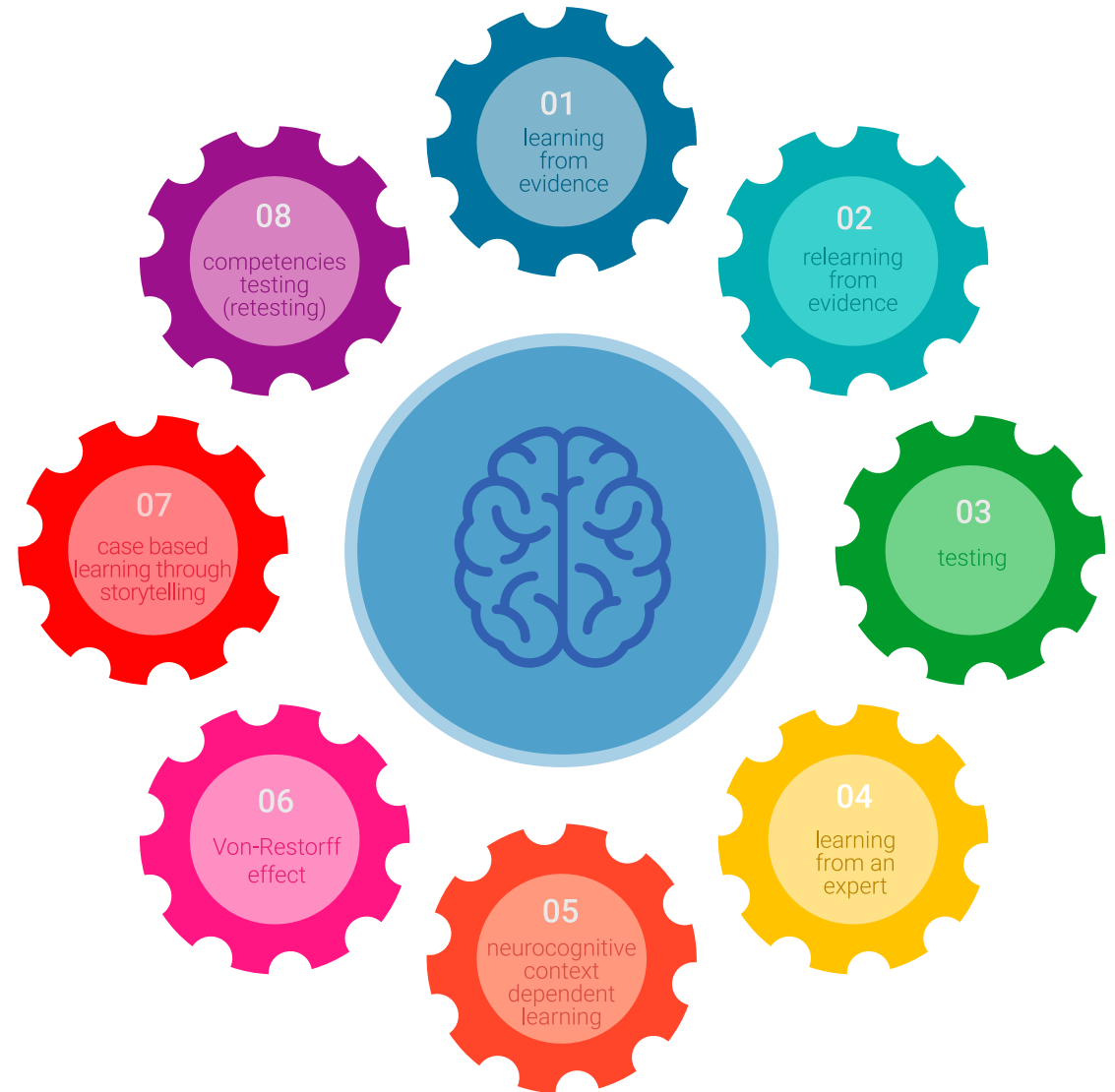


Relearning Methodology

At TECH we enhance the case method with the best 100% online teaching methodology available: Relearning.

This university is the first in the world to combine the study of clinical cases with a 100% online learning system based on repetition, combining a minimum of 8 different elements in each lesson, a real revolution with respect to the mere study and analysis of cases.

Professionals will learn through real cases and by resolving complex situations in simulated learning environments. These simulations are developed using state-of-the-art software to facilitate immersive learning.



At the forefront of world teaching, the Relearning method has managed to improve the overall satisfaction levels of professionals who complete their studies, with respect to the quality indicators of the best online university (Columbia University).

With this methodology, more than 250,000 physicians have been trained with unprecedented success in all clinical specialties regardless of surgical load. Our pedagogical methodology is developed in a highly competitive environment, with a university student body with a strong socioeconomic profile and an average age of 43.5 years old.

Relearning will allow you to learn with less effort and better performance, involving you more in your specialization, developing a critical mindset, defending arguments, and contrasting opinions: a direct equation to success.

In our program, learning is not a linear process, but rather a spiral (learn, unlearn, forget, and re-learn). Therefore, we combine each of these elements concentrically.

The overall score obtained by TECH's learning system is 8.01, according to the highest international standards.



This program offers the best educational material, prepared with professionals in mind:



Study Material

All teaching material is produced by the specialists who teach the course, specifically for the course, so that the teaching content is highly specific and precise.

These contents are then applied to the audiovisual format, to create the TECH online working method. All this, with the latest techniques that offer high quality pieces in each and every one of the materials that are made available to the student.



Surgical Techniques and Procedures on Video

TECH introduces students to the latest techniques, the latest educational advances and to the forefront of current medical techniques. All of this in direct contact with students and explained in detail so as to aid their assimilation and understanding. And best of all, you can watch the videos as many times as you like.



Interactive Summaries

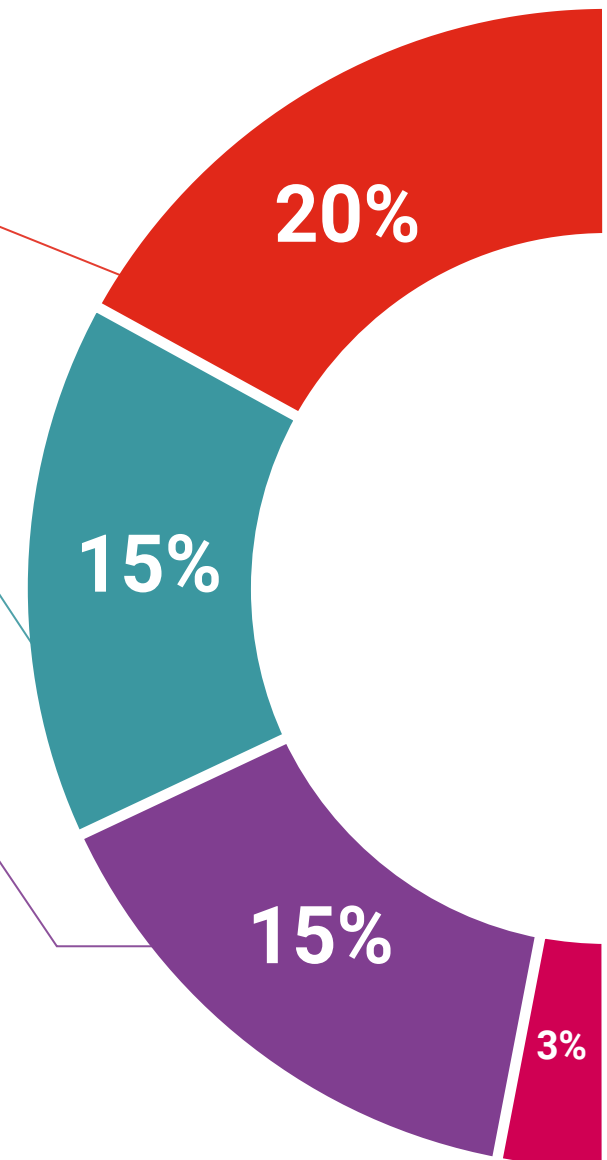
The TECH team presents the contents attractively and dynamically in multimedia lessons that include audio, videos, images, diagrams, and concept maps in order to reinforce knowledge.

This exclusive educational system for presenting multimedia content was awarded by Microsoft as a "European Success Story".



Additional Reading

Recent articles, consensus documents and international guidelines, among others. In TECH's virtual library, students will have access to everything they need to complete their course.





Expert-Led Case Studies and Case Analysis

Effective learning ought to be contextual. Therefore, TECH presents real cases in which the expert will guide students, focusing on and solving the different situations: a clear and direct way to achieve the highest degree of understanding.



Testing & Retesting

We periodically evaluate and re-evaluate students' knowledge throughout the program, through assessment and self-assessment activities and exercises, so that they can see how they are achieving their goals.



Classes

There is scientific evidence on the usefulness of learning by observing experts. The system known as Learning from an Expert strengthens knowledge and memory, and generates confidence in future difficult decisions.



Quick Action Guides

TECH offers the most relevant contents of the course in the form of worksheets or quick action guides. A synthetic, practical, and effective way to help students progress in their learning.



06 Certificate

The Postgraduate Diploma in Digestive and Nephro-Urological Pathology in the Complex Chronic Patient guarantees students, in addition to the most rigorous and up-to-date education, access to a Postgraduate Diploma issued by TECH Global University.



“

Successfully complete this program and receive your university qualification without having to travel or fill out laborious paperwork”

This program will allow you to obtain your **Postgraduate Diploma in Digestive and Nephro-Urological Pathology in the Complex Chronic Patient** endorsed by **TECH Global University**, the world's largest online university.

TECH Global University is an official European University publicly recognized by the Government of Andorra ([official bulletin](#)). Andorra is part of the European Higher Education Area (EHEA) since 2003. The EHEA is an initiative promoted by the European Union that aims to organize the international training framework and harmonize the higher education systems of the member countries of this space. The project promotes common values, the implementation of collaborative tools and strengthening its quality assurance mechanisms to enhance collaboration and mobility among students, researchers and academics.

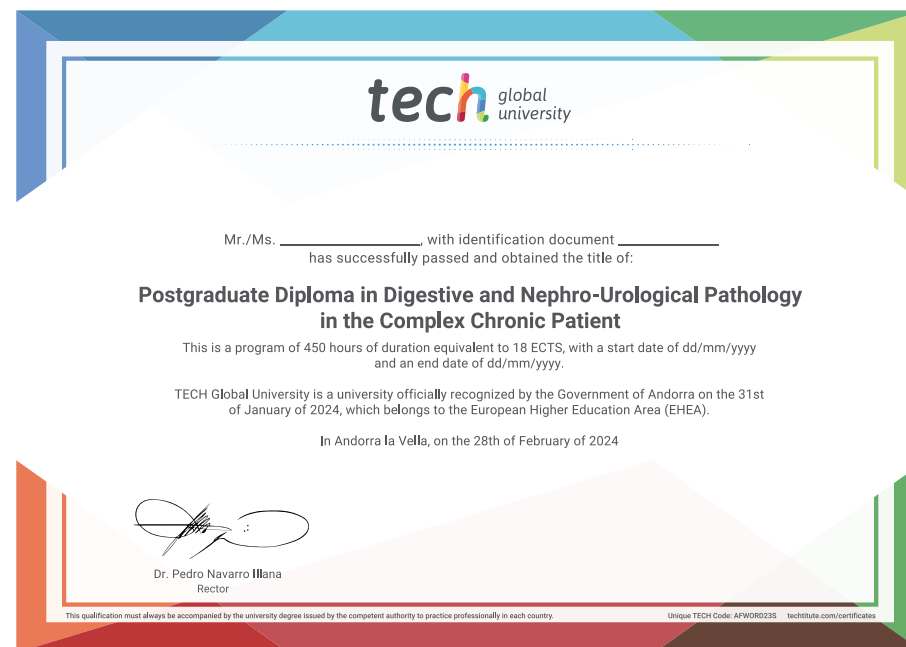
This **TECH Global University** title is a European program of continuing education and professional updating that guarantees the acquisition of competencies in its area of knowledge, providing a high curricular value to the student who completes the program.

Title: **Postgraduate Diploma in Digestive and Nephro-Urological Pathology in the Complex Chronic Patient**

Modality: **online**

Duration: **6 months**

Accreditation: **18 ECTS**



*Apostille Convention. In the event that the student wishes to have their paper diploma issued with an apostille, TECH Global University will make the necessary arrangements to obtain it, at an additional cost.

future
health confidence people
education information tutors
guarantee accreditation teaching
institutions technology learning



Postgraduate Diploma
Digestive and Nephro-Urological
Pathology in the Complex
Chronic Patient

- » Modality: online
- » Duration: 6 months
- » Certificate: TECH Global University
- » Credits: 18 ECTS
- » Schedule: at your own pace
- » Exams: online

Postgraduate Diploma

Digestive and Nephro-Urological
Pathology in the Complex
Chronic Patient