

# Postgraduate Diploma

## Digestive Medical Oncology



## Postgraduate Diploma Digestive Medical Oncology

- » Modality: online
- » Duration: 6 months
- » Certificate: TECH Global University
- » Credits: 18 ECTS
- » Schedule: at your own pace
- » Exams: online

Website: [www.techtute.com/us/medicine/postgraduate-diploma/postgraduate-diploma-digestive-medical-oncology](http://www.techtute.com/us/medicine/postgraduate-diploma/postgraduate-diploma-digestive-medical-oncology)

# Index

01

Introduction

---

*p. 4*

02

Objectives

---

*p. 8*

03

Course Management

---

*p. 12*

04

Structure and Content

---

*p. 16*

05

Methodology

---

*p. 20*

06

Certificate

---

*p. 28*

# 01

# Introduction

Pancreatic cancer continues to be one of the most aggressive diseases with a high mortality rate; however, advances in colorectal cancer and digestive tumors have favored curing and extending the lives of these patients. Scientific discoveries in diagnosis and treatment at different stages of disease are of vital importance to practicing medical professionals. The aim of this course is to offer an update of knowledge based on the latest multimedia content provided by a specialized teaching team with a long history in Oncology.





“

*A university program to keep you up to date  
with studies on colorectal cancer screening”*

Early detection continues to be key for cancer patients, despite advances in new technologies and in the treatments subsequently employed for the management of the disease at different stages, the study of this type of cancer continues to be necessary.

However, the proper diagnosis through the different techniques and tools used today mark the quality of life of the oncology patient who suffers from another less aggressive type of cancer. This Postgraduate Diploma delves into colorectal cancer, anal canal and non-colorectal digestive tumors from the hand of a specialized teaching team with experience in Oncology in reference hospitals, which will allow the medical professional to be aware of the latest studies in this area.

A teaching designed for medical professionals who wish to renew their knowledge in the different types of digestive tumors, which are very heterogeneous entities, while updating their knowledge in the diagnosis, staging, and treatment of the different stages of colorectal cancer. A 6-month course where, in addition, you will delve into the most significant advances and developments in Radiotherapy. All of this, with multimedia content that can be accessed at any time, either for viewing or downloading for consultation whenever you need it.

A university program offered by TECH, and particularly suitable for medical professionals who wish to combine their work and/or personal responsibilities with an education that is at the forefront of the academic field. In this way, students who take this program completely online will be able to access the syllabus without fixed schedules and with an electronic device (computer, Tablet, cell phone) with an internet connection. In a flexible way, students will be able to distribute the course load according to their needs and without losing the excellent opportunity to update their knowledge in Medical Oncology.

This **Postgraduate Diploma in Digestive Medical Oncology** contains the most complete and up-to-date scientific program on the market. The most important features include:

- ♦ The development of case studies presented by medical experts specialized in Oncology
- ♦ The graphic, schematic, and practical contents with which they are created, provide scientific and practical information on the disciplines that are essential for professional practice
- ♦ Practical exercises where self-assessment can be used to improve learning
- ♦ Its special emphasis on innovative methodologies
- ♦ Theoretical lessons, questions to the expert, debate forums on controversial topics, and individual reflection assignments
- ♦ Content that is accessible from any fixed or portable device with an Internet connection



*A 100% online program in which you will learn about the future perspectives of treatments and diagnostics in patients with cancer and digestive tumors"*

“

*Cancer patients need professionals who are increasingly prepared and up to date with the latest developments. This program is designed to respond to this demand”*

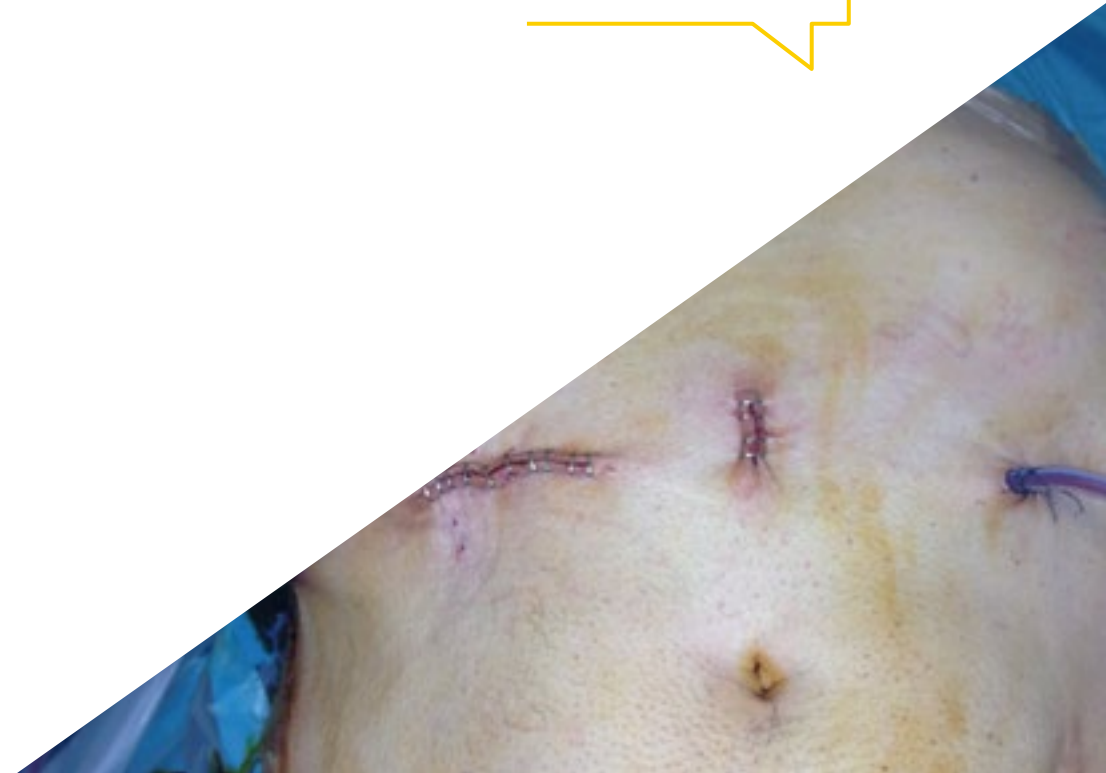
The program includes, in its teaching staff, professionals from the sector who bring to this program the experience of their work, in addition to recognized specialists from prestigious reference societies and universities.

The multimedia content, developed with the latest educational technology, will provide the professional with situated and contextual learning, i.e., a simulated environment that will provide immersive education programmed to learn in real situations.

This program is designed around Problem-Based Learning, whereby the professional must try to solve the different professional practice situations that arise during the academic year. For this purpose, the student will be assisted by an innovative interactive video system created by renowned and experienced experts.

*The real cases of this program will allow you to access to a recent and practical knowledge in the treatments applied to oncology patients.*

*Do you want to combine your professional responsibilities with quality teaching? With this program you will be able to access the most updated syllabus whenever and wherever you want.*



# 02 Objectives

The main objective of this Postgraduate Certificate is to renew the knowledge of the medical professional in the area of Medical Oncology, especially in colorectal and anal cancer, as well as in non-colorectal digestive tumors. Through simulations of real cases and the multimedia content provided by the specialized teaching team that teaches this program, students will be able to update their knowledge in an agile way and with great practical application in their daily lives.







“

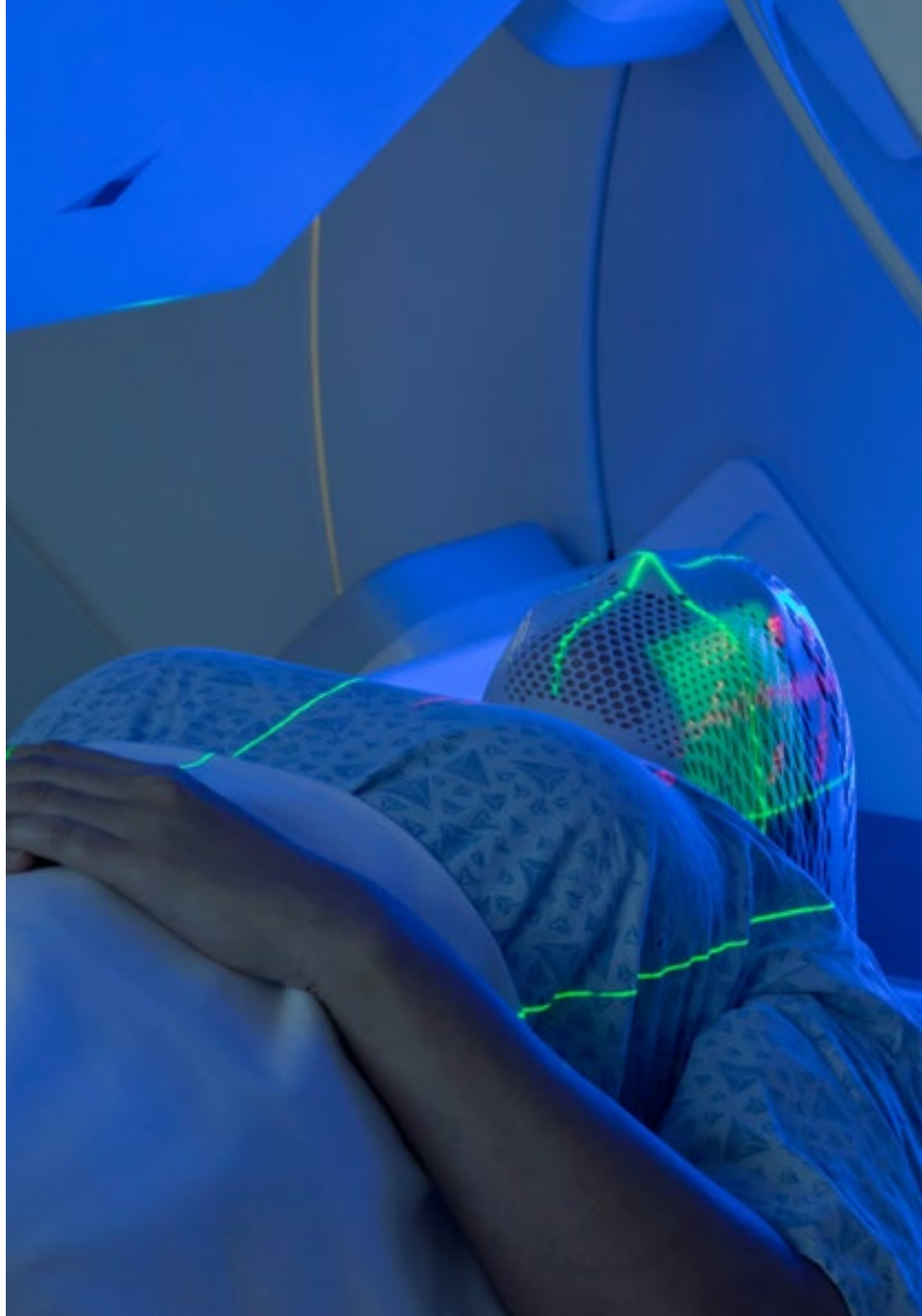
*A university education that will allow you to learn about the latest scientific evidence in the treatment of patients with pancreatic cancer”*



## General Objectives

---

- ♦ Know how to perform a good assessment of the cancer patient, starting with the epidemiology, diagnosis and staging of the most common tumors
- ♦ Delve into the complementary studies that help us to diagnose and make decisions of the main neoplasms them
- ♦ Become familiar with the main genetic syndromes that predispose to the development of this disease
- ♦ Recognize and manage the main breast, lung, digestive, urological, gynecological and mesenchymal tumors





## Specific Objectives

---

### Module 1. Colorectal Cancer and Anal Canal

- ♦ Perform an adequate diagnosis and staging of Colorectal Cancer
- ♦ Delve into the indications for Colorectal Cancer screening and the main genetic syndromes that predispose to this disease
- ♦ Recognize in depth the different stages of Colon Cancer
- ♦ Point out the role of EGFR and the main prognostic factors of Colorectal Cancer
- ♦ Knowing the most appropriate treatments both in the first line and in successive treatments
- ♦ Identify the role of immunotherapy in this scenario
- ♦ Learn about the role of neoadjuvant chemotherapy and the possibility of surgical salvage in Colorectal Cancer
- ♦ Become familiar with anal canal cancer and its main treatments

### Module 2. Non-Colorectal Digestive Tumors

- ♦ Know in depth the diagnosis and staging of pancreatic tumor
- ♦ Learn how to choose which type of treatment is indicated in each situation
- ♦ Know the main treatments available for metastatic pancreatic cancer, both for first line and successive treatments.
- ♦ Learn in depth the diagnosis and staging of esophageal and gastric tumors, as well as the main treatments depending on the stage of the tumor.
- ♦ Guide the diagnosis and know the peculiarities of neuroendocrine tumors, knowing how to differentiate between secretory and non-secretory tumors. And to know in depth about the treatments available for this entity, highlighting the role of radionuclides
- ♦ Know the tests performed in the diagnosis, staging and treatment of bile duct tumors

### Module 3. Radiotherapy

- ♦ Know the basics of radiotherapy treatment
- ♦ Know the volumes to be processed and their names
- ♦ Determine the fundamental role of radiotherapy treatment in Oncology
- ♦ Understand the indications for radiotherapy treatment in breast cancer, lung cancer, ENT tumors, prostate cancer and digestive tumors
- ♦ Become familiar with the role of radiotherapy in less common tumors



*Delves into neuroendocrine tumors and the most recent treatments available for this entity”*

03

# Course Management

TECH offers all its students a quality education within everyone's reach. In order to maintain this philosophy, it rigorously selects the entire teaching team that integrates each of its teachings. Therefore, in this degree the medical professional will have a management and teaching staff specialized in Oncology and Radiation Oncology with an extensive experience in relevant hospitals. Their wide knowledge in this field and its human quality have been decisive for its inclusion in this university teaching.



“

*In this Postgraduate Diploma you will have at your disposal a teaching team specialized in Oncology with which you will be able to update your knowledge in this area”*

## Management



### Dr. Olier Gárate, Clara

- Medical Oncology specialist at the Fundación Alcorcón University Hospital
- MIR physician specializing in Oncology at the Clínica Universidad de Navarra
- Specialist in the area of breast cancer, CNS, melanoma, sarcoma, and genetic counseling
- Degree in Medicine from the University of Navarra



### Dr. Moreno Muñoz, Diana

- Specialist in Medical oncology at the Alcorcón Foundation University Hospital
- Specialist in the Medical Oncology Service, Hospital Universitario de Navarra
- PhD in the Programming of Biomedicine at the University of Cordoba



## Professors

### Dr. Hurtado Nuño, Alicia

- ◆ Specialist in Medical Oncology at the Alcorcón Foundation University Hospital
- ◆ Coordinator of the Tumor Registries of the Spanish Group of Orphan and Infrequent Tumors. GETTHI
- ◆ Bachelor of Medicine and Surgery, Universidad Rey Juan Carlos

### Dr. Reyna, Carmen

- ◆ Specialist in Oncology Doctor
- ◆ Specialist physician in the Andalusian Health Service
- ◆ Oncology Physician at the Quirón Hospital Group
- ◆ Degree in Medicine from the University of Navarra

### Dr. De Torres Olombrada, María Victoria

- ◆ Specialist in Oncology Radiotherapy. Fuenlabrada University Hospital
- ◆ Radioactive Facilities Supervisor, license granted by the Nuclear Safety Council
- ◆ Degree in Medicine from the in the General Faculty of Medicine at the Complutense University of Madrid

### Dr. Sánchez, María Virginia

- ◆ Medical specialist in Oncology
- ◆ Master's Degree in Immuno-Oncology from the Rey Juan Carlos University
- ◆ University Diploma in Clinical Oncology from the University of Paris Saclay-Gustave Roussy (Villejuif, France)
- ◆ European Diploma in Translational and Clinical Research in Oncology from the University of Paris Saclay-Institute Gustave Roussy

# 04

## Structure and Content

The Relearning system, which TECH applies in all its degrees, favors the updating of knowledge in a more natural and progressive way, which, in turn, reduces the long hours of study. The study plan of this Postgraduate Diploma includes this system, as well as video summaries, detailed videos, specialized readings and simulations of real cases that will allow students to update their knowledge during the 6-month duration. A syllabus composed of 3 modules in which you will have at your disposal the latest content on colorectal cancer, digestive tumors and advances in radiotherapy.







“

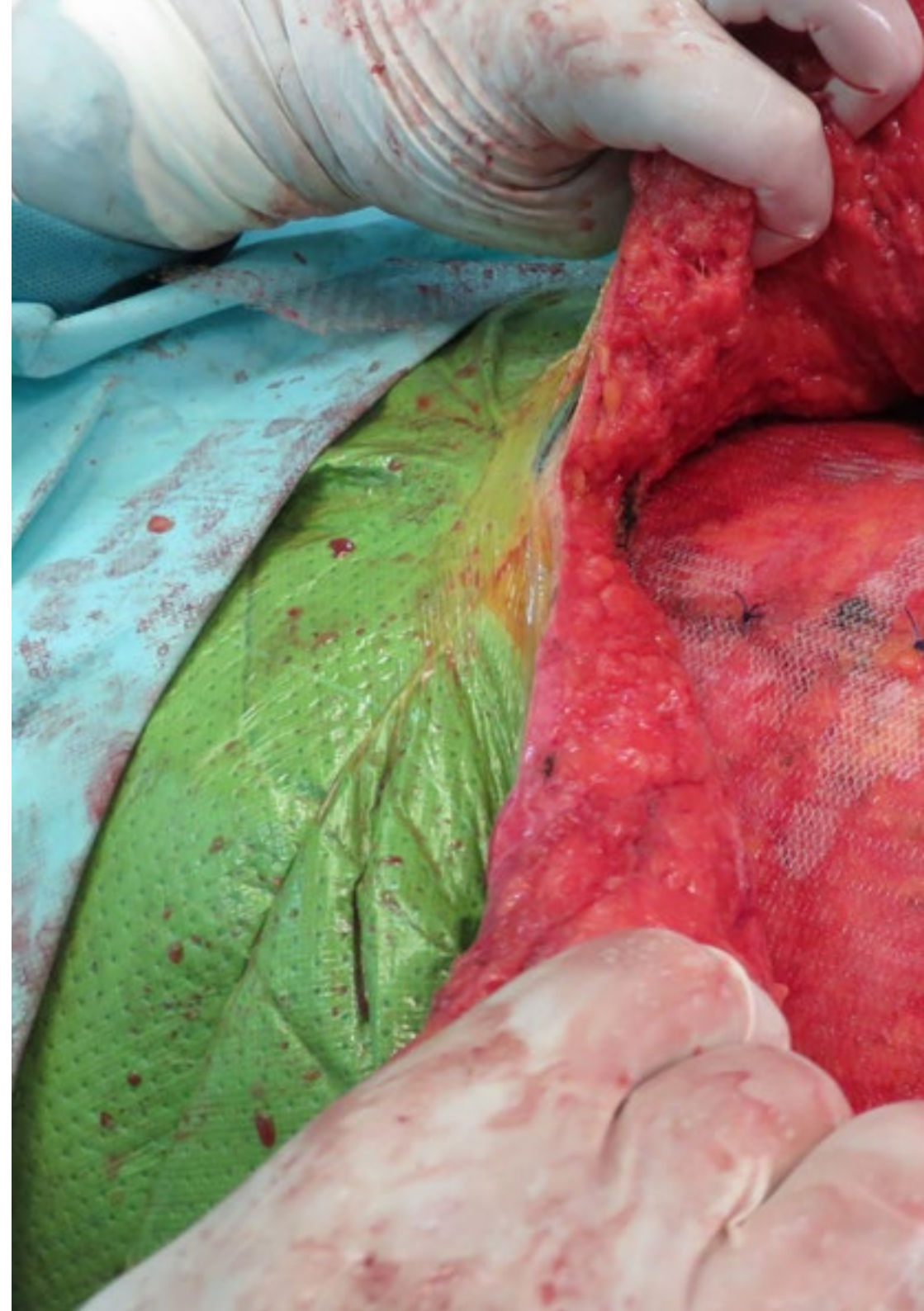
*Video summaries, detailed videos, real cases, etc.: innovative multimedia material that gives you the opportunity to renew your knowledge with the latest content”*

## Module 1. Colorectal Cancer and Anal Canal

- 1.1. Colon and Anal Canal
  - 1.1.1. Epidemiology
  - 1.1.2. Risk Factors
- 1.2. Diagnosis
- 1.3. Staging
- 1.4. Treatment of localized disease colon cancer
- 1.5. Neoadjuvant Treatment in Rectal Cancer
- 1.6. Treatment of advanced disease colorectal cancer
- 1.7. Treatment of anal canal tumors
- 1.8. Future Perspectives
- 1.9. Screening
- 1.10. Genetic Associate Syndromes

## Module 2. Non-colorectal Digestive Tumors

- 2.1. Non-colorectal Digestive Tumors
  - 2.1.1. Epidemiology
  - 2.1.2. Risk Factors
- 2.2. Diagnosis
- 2.3. Staging
  - 2.3.1. Oesophageal Cancer
  - 2.3.2. Stomach Cancer
  - 2.3.3. Pancreatic Cancer
- 2.4. Oesophageal Cancer
  - 2.4.1. Localized Disease Treatment
  - 2.4.2. Treatment of widespread Disease
- 2.5. Stomach Cancer
  - 2.5.1. Localized Disease Treatment
  - 2.5.2. Treatment of Widespread Disease



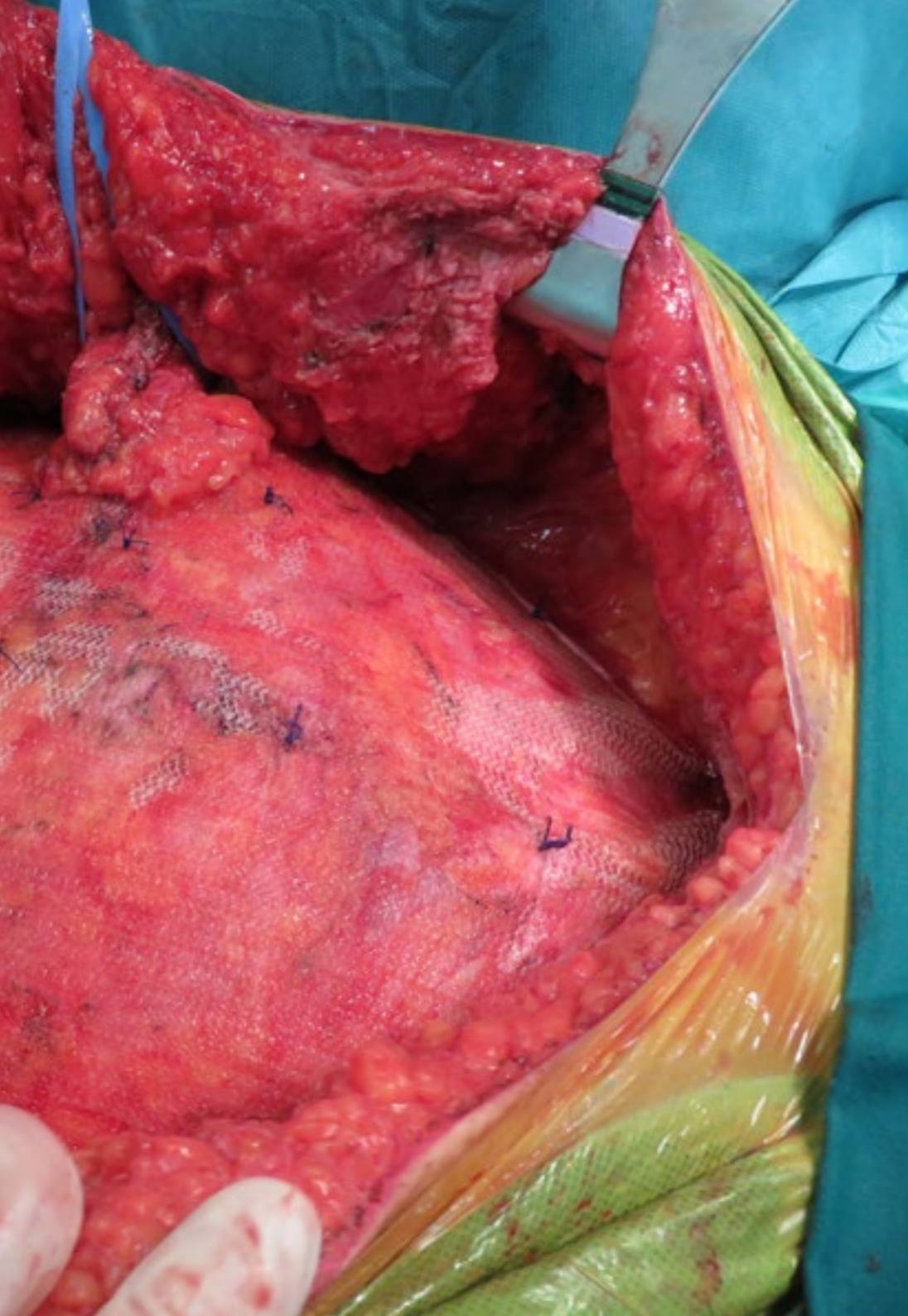
- 2.6. Pancreatic Cancer
  - 2.6.1. Localized Disease Treatment
  - 2.6.2. Treatment of Widespread Disease
- 2.7. Biliary Tract Cancer
- 2.8. Hepatocellular Carcinoma
- 2.9. Neuroendocrine Tumors
- 2.10. Future Perspectives

### Module 3. Radiotherapy

- 3.1. Evolution
- 3.2. Types of Radiotherapy
- 3.3. Breast Cancer Treatment
- 3.4. Lung Cancer Treatment
- 3.5. Treatment of Prostate Cancer
- 3.6. Treatment of Digestive Tumors
- 3.7. Brain Tumors Treatment
- 3.8. Treatment of ENT Tumors
- 3.9. Orbital tumors, mediastinal tumors, mesenchymal tumors
- 3.10. Palliative Radiotherapy

“

*In this university program, the effectiveness of radiotherapy in patients with digestive tumors is studied intensively”*



05

# Methodology

This academic program offers students a different way of learning. Our methodology uses a cyclical learning approach: **Relearning**.

This teaching system is used, for example, in the most prestigious medical schools in the world, and major publications such as the **New England Journal of Medicine** have considered it to be one of the most effective.



“

*Discover Relearning, a system that abandons conventional linear learning, to take you through cyclical teaching systems: a way of learning that has proven to be extremely effective, especially in subjects that require memorization"*

## At TECH we use the Case Method

What should a professional do in a given situation? Throughout the program, students will face multiple simulated clinical cases, based on real patients, in which they will have to do research, establish hypotheses, and ultimately resolve the situation. There is an abundance of scientific evidence on the effectiveness of the method. Specialists learn better, faster, and more sustainably over time.

*With TECH you will experience a way of learning that is shaking the foundations of traditional universities around the world.*



According to Dr. Gérvas, the clinical case is the annotated presentation of a patient, or group of patients, which becomes a "case", an example or model that illustrates some peculiar clinical component, either because of its teaching power or because of its uniqueness or rarity. It is essential that the case is based on current professional life, trying to recreate the real conditions in the physician's professional practice.

“

*Did you know that this method was developed in 1912, at Harvard, for law students? The case method consisted of presenting students with real-life, complex situations for them to make decisions and justify their decisions on how to solve them. In 1924, Harvard adopted it as a standard teaching method”*

The effectiveness of the method is justified by four fundamental achievements:

1. Students who follow this method not only achieve the assimilation of concepts, but also a development of their mental capacity, through exercises that evaluate real situations and the application of knowledge.
2. Learning is solidly translated into practical skills that allow the student to better integrate into the real world.
3. Ideas and concepts are understood more efficiently, given that the example situations are based on real-life.
4. Students like to feel that the effort they put into their studies is worthwhile. This then translates into a greater interest in learning and more time dedicated to working on the course.



## Relearning Methodology

At TECH we enhance the case method with the best 100% online teaching methodology available: Relearning.

This university is the first in the world to combine the study of clinical cases with a 100% online learning system based on repetition, combining a minimum of 8 different elements in each lesson, a real revolution with respect to the mere study and analysis of cases.

*Professionals will learn through real cases and by resolving complex situations in simulated learning environments. These simulations are developed using state-of-the-art software to facilitate immersive learning.*





At the forefront of world teaching, the Relearning method has managed to improve the overall satisfaction levels of professionals who complete their studies, with respect to the quality indicators of the best online university (Columbia University).

With this methodology, more than 250,000 physicians have been trained with unprecedented success in all clinical specialties regardless of surgical load. Our pedagogical methodology is developed in a highly competitive environment, with a university student body with a strong socioeconomic profile and an average age of 43.5 years old.

*Relearning will allow you to learn with less effort and better performance, involving you more in your specialization, developing a critical mindset, defending arguments, and contrasting opinions: a direct equation to success.*

In our program, learning is not a linear process, but rather a spiral (learn, unlearn, forget, and re-learn). Therefore, we combine each of these elements concentrically.

The overall score obtained by TECH's learning system is 8.01, according to the highest international standards.



This program offers the best educational material, prepared with professionals in mind:



#### Study Material

All teaching material is produced by the specialists who teach the course, specifically for the course, so that the teaching content is highly specific and precise.

These contents are then applied to the audiovisual format, to create the TECH online working method. All this, with the latest techniques that offer high quality pieces in each and every one of the materials that are made available to the student.



#### Surgical Techniques and Procedures on Video

TECH introduces students to the latest techniques, the latest educational advances and to the forefront of current medical techniques. All of this in direct contact with students and explained in detail so as to aid their assimilation and understanding. And best of all, you can watch the videos as many times as you like.



#### Interactive Summaries

The TECH team presents the contents attractively and dynamically in multimedia lessons that include audio, videos, images, diagrams, and concept maps in order to reinforce knowledge.

This exclusive educational system for presenting multimedia content was awarded by Microsoft as a "European Success Story".



#### Additional Reading

Recent articles, consensus documents and international guidelines, among others. In TECH's virtual library, students will have access to everything they need to complete their course.





#### Expert-Led Case Studies and Case Analysis

Effective learning ought to be contextual. Therefore, TECH presents real cases in which the expert will guide students, focusing on and solving the different situations: a clear and direct way to achieve the highest degree of understanding.



#### Testing & Retesting

We periodically evaluate and re-evaluate students' knowledge throughout the program, through assessment and self-assessment activities and exercises, so that they can see how they are achieving their goals.



#### Classes

There is scientific evidence on the usefulness of learning by observing experts. The system known as Learning from an Expert strengthens knowledge and memory, and generates confidence in future difficult decisions.



#### Quick Action Guides

TECH offers the most relevant contents of the course in the form of worksheets or quick action guides. A synthetic, practical, and effective way to help students progress in their learning.



# 06

# Certificate

The Postgraduate Diploma in Digestive Medical Oncology guarantees students, in addition to the most rigorous and up-to-date education, access to a Postgraduate Diploma issued by TECH Global University.



“

*Successfully complete this program and receive your university qualification without having to travel or fill out laborious paperwork”*

This program will allow you to obtain your **Postgraduate Diploma in Digestive Medical Oncology** endorsed by **TECH Global University**, the world's largest online university.

**TECH Global University** is an official European University publicly recognized by the Government of Andorra (*official bulletin*). Andorra is part of the European Higher Education Area (EHEA) since 2003. The EHEA is an initiative promoted by the European Union that aims to organize the international training framework and harmonize the higher education systems of the member countries of this space. The project promotes common values, the implementation of collaborative tools and strengthening its quality assurance mechanisms to enhance collaboration and mobility among students, researchers and academics.

This **TECH Global University** title is a European program of continuing education and professional updating that guarantees the acquisition of competencies in its area of knowledge, providing a high curricular value to the student who completes the program.

Title: **Postgraduate Diploma in Digestive Medical Oncology**

Modality: **online**

Duration: **6 months**

Accreditation: **18 ECTS**



\*Apostille Convention. In the event that the student wishes to have their paper diploma issued with an apostille, TECH Global University will make the necessary arrangements to obtain it, at an additional cost.



## Postgraduate Diploma Digestive Medical Oncology

- » Modality: online
- » Duration: 6 months
- » Certificate: TECH Global University
- » Credits: 18 ECTS
- » Schedule: at your own pace
- » Exams: online

# Postgraduate Diploma

## Digestive Medical Oncology