

Postgraduate Diploma

Diagnostic Methods, Motor Neuron and Ataxias





Postgraduate Diploma Diagnostic Methods, Motor Neuron and Ataxias

- » Modality: online
- » Duration: 6 months
- » Certificate: TECH Technological University
- » Dedication: 16h/week
- » Schedule: at your own pace
- » Exams: online

Website: www.techtute.com/pk/medicine/postgraduate-diploma/postgraduate-diploma-diagnostic-methods-motor-neuron-ataxias

Index

01

Introduction

p. 4

02

Objectives

p. 8

03

Course Management

p. 12

04

Structure and Content

p. 18

05

Methodology

p. 22

06

Certificate

p. 30

01

Introduction

Early diagnosis is the most effective tool in the treatment of neurodegenerative diseases. Advances and new developments in this area are indispensable knowledge for the professional in this field. This comprehensive program will also address the most relevant aspects of the approach to disorders related to motor neuron and ataxias. A compendium of knowledge of extraordinary importance for its updating and specialization that you will be able to acquire from the most recognized professionals in this sector. A highly specialized program that will provide the most advanced skills in the sector.



“

Add to your expertise a high-level educational program in Diagnostic Methods, Motor Neuron and Ataxias, with the confidence of learning from the best professionals in the sector"

In this program you will be able to know and learn how to use the most advanced diagnostic methods related to Neurodegenerative Diseases. You will learn how to use genetic analysis and neuroimaging and how to interpret their results

During the Postgraduate Diploma, the recognition of early signs and symptoms in disorders, including the study of markers in blood and cerebrospinal fluid, positron emission tomography and biopsies will be discussed in depth

It will cover the fundamental aspects for their management. From the differential diagnosis to the appropriate treatment in each case to know how to recognize ataxic syndromes versus other syndromes

To this end, it will cover in depth the recognition of early signs and symptoms in the disorders, including the study of the genetic basis of the neurodegenerative ataxias

In this program you will go through the fundamental aspects for the management of motor neuron disorders. From the differential diagnosis to the appropriate treatment in each case

To this end, the program will discuss in depth the recognition of early signs and symptoms in the disorders, including the study of variants of Amyotrophic Lateral Sclerosis

The Postgraduate Diploma in Diagnostic Methods, Motor Neuron and Ataxias aims to train with rigor, teach with precision and provide ways of improvement so that the student is able to lead realistic care and teaching programs in the specific area of their professional competences

This **Postgraduate Diploma in Diagnostic Methods, Motor Neuron and Ataxias** contains the most complete and up-to-date scientific program on the market” The most important features include:

- ♦ Development of a large number of case studies presented by experts
- ♦ Graphic, schematic, and highly practical contents.
- ♦ The latest developments and cutting-edge advances in this area
- ♦ Practical exercises where the self-evaluation process can be carried out to improve learning
- ♦ Innovative and highly efficient methodologies
- ♦ Theoretical lessons, questions to the expert, debate forums on controversial topics, and individual reflection assignments
- ♦ Content that is accessible from any fixed or portable device with an Internet connection



With this program you will be able to combine a high intensity qualification with your professional and personal life, achieving your goals in a simple and real way"

“

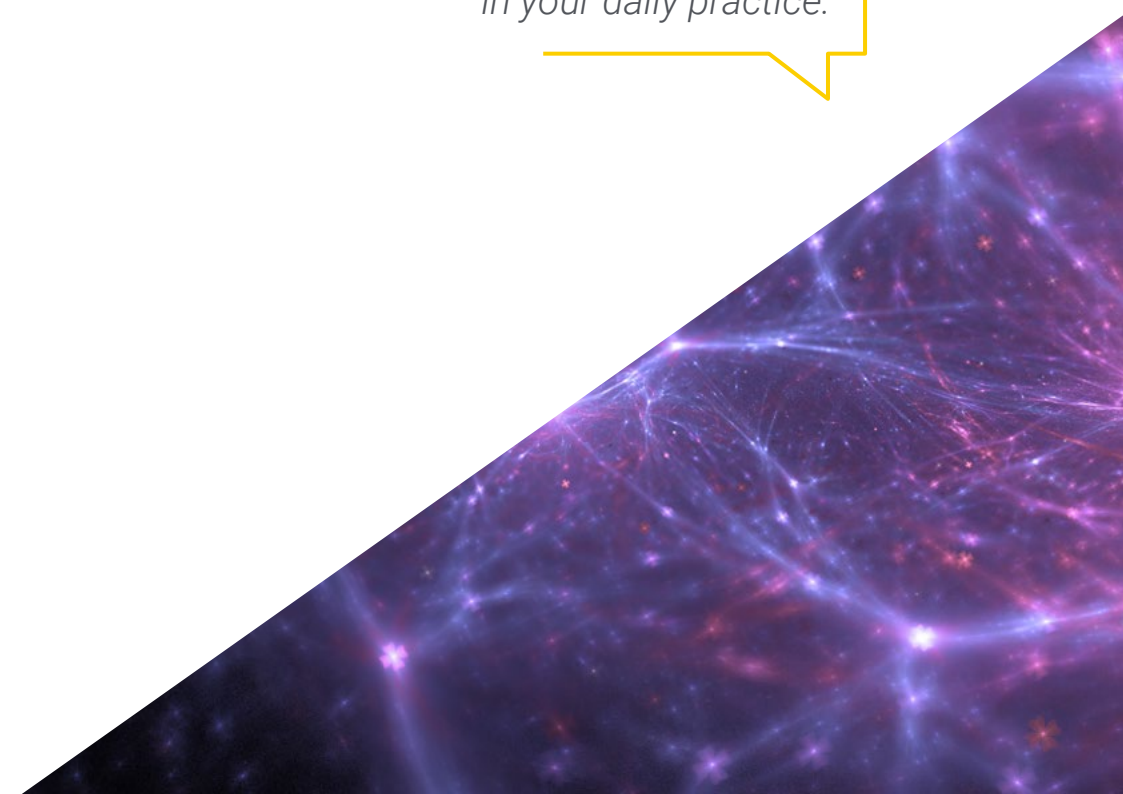
The latest advances in the area of Diagnostic Methods, Motor Neuron and Ataxias compiled in a highly efficient Postgraduate Diploma, which will optimize your effort with the best results”

The development of this Postgraduate Diploma is focused on the practice of the proposed theoretical learning. Through the most effective teaching systems, proven methods imported from the most prestigious universities in the world, you will be able to acquire new knowledge in a practical way. In this way, we strive to convert your efforts into real and immediate skills

Our Online System is Another of the Strengths of our Educational Proposal With an interactive platform that has the advantages of the latest technological developments, we put the most interactive digital tools at your service. This way, we can offer you a learning method that can be completely adapted to your needs, so that you can perfectly combine this training program with your personal or professional life

All the necessary methodology for the professional, in a high impact, specific and concrete Postgraduate Diploma.

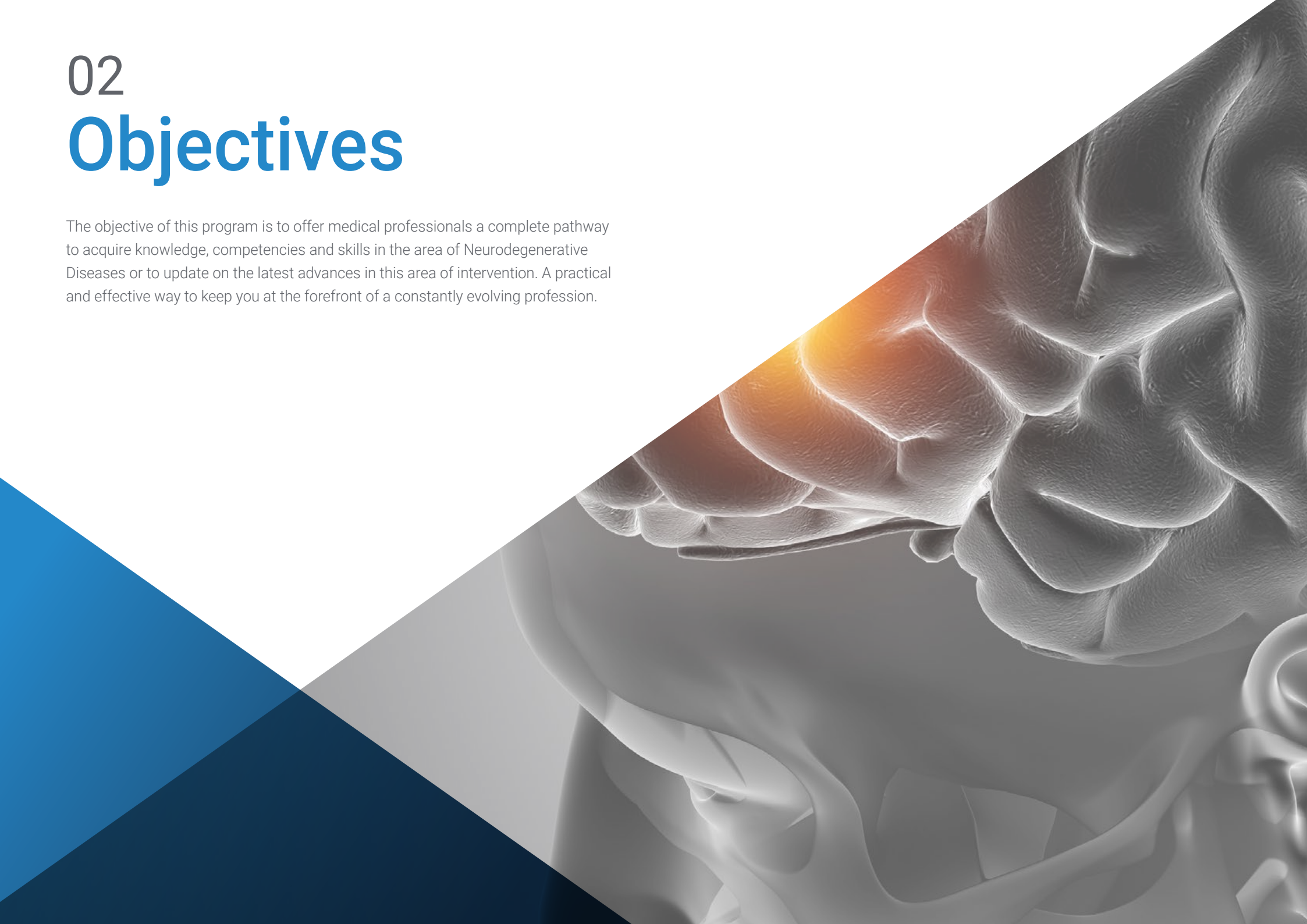
A program designed to allow you to implement the knowledge that you acquire almost immediately in your daily practice.



02

Objectives

The objective of this program is to offer medical professionals a complete pathway to acquire knowledge, competencies and skills in the area of Neurodegenerative Diseases or to update on the latest advances in this area of intervention. A practical and effective way to keep you at the forefront of a constantly evolving profession.





“

Our goal is simple: to help you get the most complete update on Neurodegenerative Diseases in a program fully compatible with your work and personal obligations"



General Objectives

- Know the most modern findings in the genetic and proteomic alterations of these diseases, as well as in the translational neurology that have produced these findings
- Acquire the appropriate and most effective tools to recognize the clinical picture, interpret the findings of complementary tests and appropriately treat patients with neurodegenerative diseases



An opportunity created for professionals who are looking for an intensive and effective program, with which to take a significant step forward in the practice of their profession"





Specific Objectives

Module 1. Neurodegenerative Motor Neuron Diseases and Hereditary Spastic Paraparesis

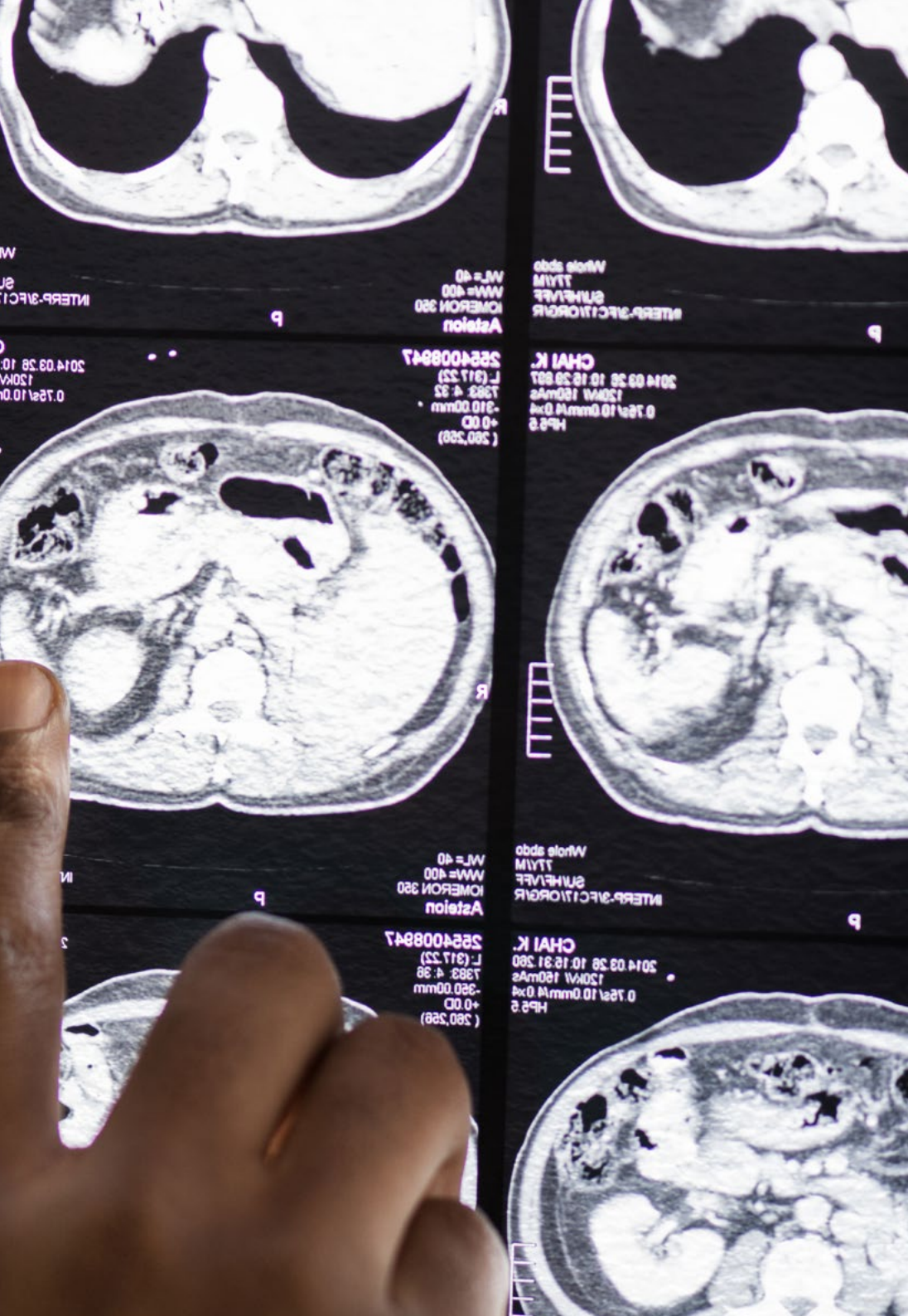
- Update knowledge on the classification of neurodegenerative motor neuron diseases
- Increase knowledge of therapeutic tools undergoing clinical trials and their future prospects
- Improve symptomatic management of patients with neurodegenerative motor neuron disorders
- Know how to recognize variants of Amyotrophic Lateral Sclerosis

Module 2. Neurodegenerative Ataxias

- Update knowledge of the genetic basis of neurodegenerative ataxias and its implication for classification
- Recognize the specific clinical markers of neurodegenerative ataxias
- Recognize inheritance patterns of these ataxias in order to provide better genetic counseling
- Know how to recognize ataxic syndromes with other clinical and genetic load components
- Update the clinical management of these patient

Module 3. Diagnostic Methods of Neurodegenerative Diseases

- Update the knowledge of the different diagnostic methods of neurodegenerative diseases
- Know how to assess the specificity and sensitivity of the different diagnostic tests for neurodegenerative diseases
- Recognize in neuroimaging tests, the most specific markers of neurodegenerative diseases
- Know which type of patients to order these tests for in order to improve test efficiency



03

Course Management

This comprehensive Postgraduate Diploma in Diagnostic Methods, Motor Neuron and Ataxias is taught by leading specialists in the field. Trained in different fields of clinical care and practice, all of them experienced in teaching and research in different areas of the nervous system and with the necessary management knowledge to provide a broad, systematic and realistic vision within the complexity of this area of Neuroscience, this group of experts will accompany you throughout the specialization, putting their real and up-to-date experience at your service.





“

*An exceptional opportunity
to learn from the best
professionals in the sector”*

International Guest Director

Dr. Adriano Aguzzi is a leading specialist at European and international level, holding the position of director of the Swiss National Reference Center for Prion Diseases. From this institution, he delves into the diagnosis of Transmissible Spongiform Encephalopathies and develops his own therapeutic methods to address these pathologies from the thorough study of the immunological and molecular basis.

Aguzzi's greatest scientific achievements are related to the discovery of the pathways by which prions reach the central nervous system through genetic manipulation of mice *in vivo*. In addition, his laboratory is committed to the development of state-of-the-art tissue clarification technologies with which microscopic images of complete rodent brains are obtained for 3D reconstruction with maximum precision. These techniques are promising for the academic community, allowing the characterization of vascular phenotypes in the context of stroke and neurodegenerative diseases such as Alzheimer's or Parkinson's disease.

Among his many studies, his project Exploring the Locales of Cognitive Decline stands out. In it, Aguzzi proposes the combination of three-dimensional morphology with sophisticated fluorochrome chemistry and molecular methods of genome interrogation/perturbation. Through these revolutionary techniques, he aims to create a detailed atlas of the different cell types causing neurodegenerative damage.

His avant-garde contributions have received a variety of awards. These include the Ernst-Jung Award, the Robert-Koch Award and an honorary medal from the European Molecular Biology Organization. He was also awarded the NOMIS Distinguished Scientist Award and has received Advanced grants from the European Research Council (ERC) to further his innovations.

In addition, this distinguished neuroscientist is on the editorial board of *Science* and is editor-in-chief of the *Swiss Medical Weekly*. He is also a member of the advisory board of numerous philanthropic foundations and biomedical companies and serves as Director of the Institute of Neuropathology at the University of Zurich.



Dr. Aguzzi, Adriano

- Director of the Swiss National Reference Center for Prion Diseases
- Director of the Institute of Neuropathology, Zurich
- Professor at the University of Zurich
- Editor-in-Chief of the Swiss Medical Weekly
- Postdoctoral Fellow at the Research Institute for Molecular Pathology (IMP) in Vienna
- Doctor of Medicine, Faculty of Medicine, University of Freiburg
- Chairman of the Board of the European Brain Research Institute (EBRI) in Italy
- Member of: Scientific Advisory Board of the Italian Institute of Technology in Genoa, Advisory Board of the Giovanni Armenise-Harvard Foundation of Boston, Neurosciences Committee of the Wellcome Trust, London, Supervisory Board of the Roche Research Foundation

“

Thanks to TECH, you will be able to learn with the best professionals in the world”

Management



Dr. Yusta Izquierdo, Antonio

- Degree in medicine and surgery in 1985 from the Faculty of Medicine of the Autonomous University of Madrid Obtained 5 passes, 16 Bs, 7 As, and 4 As with honors during the course of the degree
- Bachelor's degree in medicine and surgery with the grade of outstanding, after the completion of the thesis "Plasmapheresis and immunosuppressants in the treatment of myasthenia gravis," in October 1985
- Doctor of Medicine and Surgery Degree from the Autonomous Medical School of Madrid with the Doctoral Thesis entitled: "Normal variations in short-, medium-, and long-lasting auditory evoked potentials. Mid- and long-latency evoked potentials in dementia patients" With the qualification of "apto cum laude by unanimous decision" In October 1990
- Specialty in Neurology at the Neurology Service of the Puerta de Hierro Clinic (Dr. Liaño Martínez) between 1987 and 1991
- Coordinator of the Neuromuscular Pathology Unit of the Neurology Service of the Puerta de Hierro Clinic in Madrid, between July 1990 and March 1991
- Specialist in Neurology at the University Hospital of Guadalajara from April 29, 1991 to May 2, 2004.
- Head of Neurology at the Integrated Care Management of Guadalajara, the University Hospital of Guadalajara and the Brain Injury Unit of the Institute of Neurological Diseases of Castilla La Mancha since May 3, 2004, a position he still holds today
- Professor of Health Sciences -Profile Neurology- at the Faculty of Medicine of the University of Alcalá, since October 1, 1991, position he currently holds
- Coordinator of the subject "MEDICAL CLINIC" of the Sixth Year, Faculty of Medicine of Alcalá, at the University Hospital of Guadalajara; from the academic year 1993-94 to the academic year 2010-1011

Professors

Dr. López Zuazo, Ignacio

- ♦ Degree in Medicine and General Surgery from the Faculty of Medicine of the Complutense University of Madrid. Promotion 1984-90
- ♦ Specialist in Neurology, with order number 507 in Oct.-91. Specialist in the Neurology Service of the Puerta de Hierro University Clinic in Madrid
- ♦ Permanent Statutory Staff as F.E.A. of Neurology in SESCOAM
- ♦ FEA Neurology: La Mancha-Centro Hospital Complex. Alcázar de San Juan 20/02/1996-31/10/2007
- ♦ FEA Neurology: Guadalajara University Hospital. 01/11/2007-present
- ♦ Neurology Madrid Group Hospitals, Madrid Norte Sanchinarro 09/01/2009-present
- ♦ Outpatient and Inpatient Activity in the Neurology Ward
- ♦ Experience in the performance and interpretation of neurophysiological tests (conduction studies, EMG, evoked potentials, EEG) and neurosonology (TSA and transcranial echodoppler)
- ♦ **Dr. Orts Castro, Emilio**
- ♦ November 2007 to present: F.E.A. fixed Neurology at the University Hospital of Guadalajara

- ♦ June 2009 - June 2018 Neurology Specialist at the "Maestranza" Specialty Medical Center
- ♦ February 1995 - October 2007: F.E.A. of Neurology at the General Hospital La Mancha Centro (Alcázar de San Juan, Ciudad Real) March 2005: obtaining the position of F.E.A. in the "Mancha-Centro" Hospital Complex after the extraordinary OPE of December 2002
- ♦ March 1993 - January 1995: Clinical Chief Physician of the Neurology Area at the San José Institute Foundation in Madrid; Monographic Center dedicated to the study and treatment of epileptic patients




The leading professionals in the field have come together to offer you the most comprehensive knowledge in this field, so that you can develop with total guarantees of success"

04

Structure and Content

The structure of the contents has been designed by a team of professionals, aware of the current relevance of the qualification in order to advance in the labor market with confidence and competitiveness, and to practice the profession with the excellence that only the best program allows.





“

This Postgraduate Diploma contains the most complete and up-to-date scientific program on the market"

Module 1. Neurodegenerative Motor Neuron Diseases and Hereditary Spastic Paraparesis

- 1.1. Upper Motor Neuron Diseases Primary Lateral Sclerosis
- 1.2. Hereditary Spastic Paraparesis
- 1.3. Chronic Spinal Muscular Atrophy
- 1.4. Oras Spinal and Bulbar Muscular Atrophies
- 1.5. Sporadic Amyotrophic Lateral Sclerosis
- 1.6. Familial Amyotrophic Lateral Sclerosis
- 1.7. Treatment of Amyotrophic Lateral Sclerosis
 - 1.7.1. Multidisciplinary Team in the Treatment of ALS Patients
 - 1.7.2. Pharmacological Management of the ALS Patient New Perspectives
- 1.8. Gene Therapy for Chronic Spinal Muscular Atrophy
- 1.9. Post-Polio Syndrome

Module 2. Neurodegenerative Ataxias

- 2.1. Clinical Approach and Classification of Progressive Cerebellar Ataxias
- 2.2. Autosomal-Dominant Ataxias Genetic Mutations and Genotype-Phenotype Correlation
- 2.3. Autosomal Recessive Ataxias
- 2.4. Episodic Ataxias
 - 2.4.1. Episodic Ataxia Type 1
 - 2.4.2. Episodic Ataxia Type 2
- 2.5. Heredoataxias Associated with Genetic Alterations of Metabolism
- 2.6. Friedreich's Ataxia
- 2.7. Ataxias Secondary to Mutations in Mitochondrial DNA
- 2.8. Sporadic Progressive Ataxias
- 2.9. Fragile X Syndrome, Tremor, and Ataxia



Module 3. Diagnostic Methods of Neurodegenerative Diseases

- 3.1. Use of Genetic Analysis for Clustering and Separation of Neurodegenerative Diseases
- 3.2. Neuroimaging in Neurodegenerative Dementias
- 3.3. Neuroimaging in Neurodegenerative Parkinsonisms
- 3.4. Clinical Utility of Markers in Blood and Cerebrospinal Fluid
- 3.5. Positron Emission Tomography in Neurodegenerative Disorders
- 3.6. Utility of Biopsy in Neurodegenerative Diseases
- 3.7. Neuropsychological Tests in Neurodegenerative Dementias

“

A unique, key, and decisive program to boost your professional development”



05

Methodology

This academic program offers students a different way of learning. Our methodology uses a cyclical learning approach: **Relearning**.

This teaching system is used, for example, in the most prestigious medical schools in the world, and major publications such as the **New England Journal of Medicine** have considered it to be one of the most effective.





“

Discover Relearning, a system that abandons conventional linear learning, to take you through cyclical teaching systems: a way of learning that has proven to be extremely effective, especially in subjects that require memorization"

At TECH we use the Case Method

What should a professional do in a given situation? Throughout the program, students will face multiple simulated clinical cases, based on real patients, in which they will have to do research, establish hypotheses, and ultimately resolve the situation. There is an abundance of scientific evidence on the effectiveness of the method. Specialists learn better, faster, and more sustainably over time.

With TECH you will experience a way of learning that is shaking the foundations of traditional universities around the world.



According to Dr. Gérvas, the clinical case is the annotated presentation of a patient, or group of patients, which becomes a "case", an example or model that illustrates some peculiar clinical component, either because of its teaching power or because of its uniqueness or rarity. It is essential that the case is based on current professional life, trying to recreate the real conditions in the physician's professional practice.

“

Did you know that this method was developed in 1912, at Harvard, for law students? The case method consisted of presenting students with real-life, complex situations for them to make decisions and justify their decisions on how to solve them. In 1924, Harvard adopted it as a standard teaching method”

The effectiveness of the method is justified by four fundamental achievements:

1. Students who follow this method not only achieve the assimilation of concepts, but also a development of their mental capacity, through exercises that evaluate real situations and the application of knowledge.
2. Learning is solidly translated into practical skills that allow the student to better integrate into the real world.
3. Ideas and concepts are understood more efficiently, given that the example situations are based on real-life.
4. Students like to feel that the effort they put into their studies is worthwhile. This then translates into a greater interest in learning and more time dedicated to working on the course.



Relearning Methodology

At TECH we enhance the case method with the best 100% online teaching methodology available: Relearning.

This university is the first in the world to combine the study of clinical cases with a 100% online learning system based on repetition, combining a minimum of 8 different elements in each lesson, a real revolution with respect to the mere study and analysis of cases.

Professionals will learn through real cases and by resolving complex situations in simulated learning environments. These simulations are developed using state-of-the-art software to facilitate immersive learning.



At the forefront of world teaching, the Relearning method has managed to improve the overall satisfaction levels of professionals who complete their studies, with respect to the quality indicators of the best online university (Columbia University).

With this methodology, more than 250,000 physicians have been trained with unprecedented success in all clinical specialties regardless of surgical load. Our pedagogical methodology is developed in a highly competitive environment, with a university student body with a strong socioeconomic profile and an average age of 43.5 years old.

Relearning will allow you to learn with less effort and better performance, involving you more in your specialization, developing a critical mindset, defending arguments, and contrasting opinions: a direct equation to success.

In our program, learning is not a linear process, but rather a spiral (learn, unlearn, forget, and re-learn). Therefore, we combine each of these elements concentrically.

The overall score obtained by TECH's learning system is 8.01, according to the highest international standards.



This program offers the best educational material, prepared with professionals in mind:



Study Material

All teaching material is produced by the specialists who teach the course, specifically for the course, so that the teaching content is highly specific and precise.

These contents are then applied to the audiovisual format, to create the TECH online working method. All this, with the latest techniques that offer high quality pieces in each and every one of the materials that are made available to the student.



Surgical Techniques and Procedures on Video

TECH introduces students to the latest techniques, the latest educational advances and to the forefront of current medical techniques. All of this in direct contact with students and explained in detail so as to aid their assimilation and understanding. And best of all, you can watch the videos as many times as you like.



Interactive Summaries

The TECH team presents the contents attractively and dynamically in multimedia lessons that include audio, videos, images, diagrams, and concept maps in order to reinforce knowledge.

This exclusive educational system for presenting multimedia content was awarded by Microsoft as a "European Success Story".



Additional Reading

Recent articles, consensus documents and international guidelines, among others. In TECH's virtual library, students will have access to everything they need to complete their course.





Expert-Led Case Studies and Case Analysis

Effective learning ought to be contextual. Therefore, TECH presents real cases in which the expert will guide students, focusing on and solving the different situations: a clear and direct way to achieve the highest degree of understanding.



Testing & Retesting

We periodically evaluate and re-evaluate students' knowledge throughout the program, through assessment and self-assessment activities and exercises, so that they can see how they are achieving their goals.



Classes

There is scientific evidence on the usefulness of learning by observing experts. The system known as Learning from an Expert strengthens knowledge and memory, and generates confidence in future difficult decisions.



Quick Action Guides

TECH offers the most relevant contents of the course in the form of worksheets or quick action guides. A synthetic, practical, and effective way to help students progress in their learning.



06 Certificate

The Postgraduate Diploma in Diagnostic Methods, Motor Neuron and Ataxias guarantees students, in addition to the most rigorous and up-to-date education, access to a Postgraduate Diploma issued by TECH Technological University.



“

Successfully complete this program and receive your university qualification without having to travel or fill out laborious paperwork"

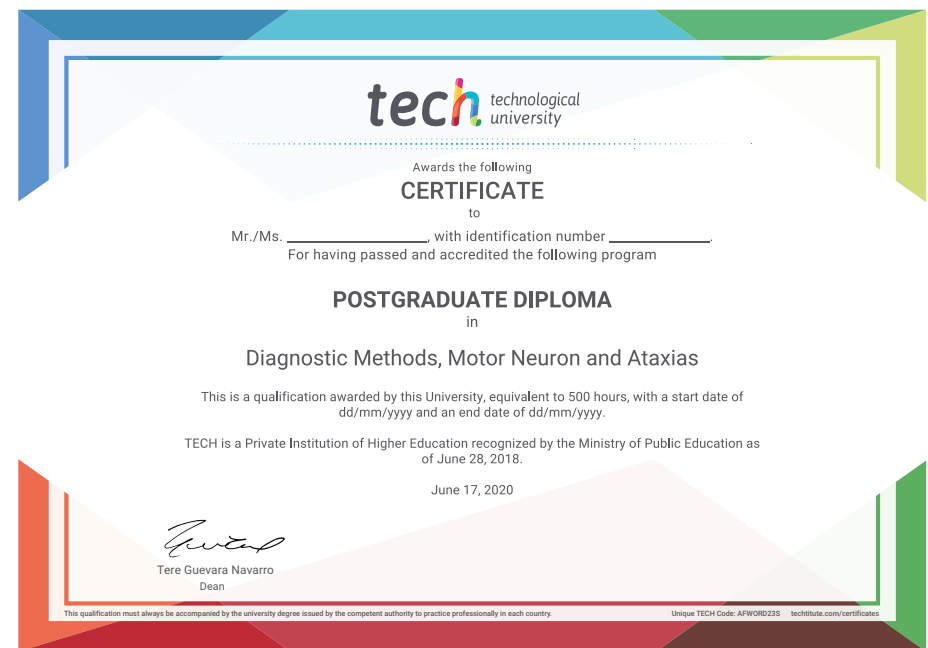
This **Postgraduate Diploma in Diagnostic Methods, Motor Neuron and Ataxias** contains the most complete and up-to-date scientific program on the market”

After the student has passed the assessments, they will receive their corresponding **Postgraduate Diploma** issued by **TECH Technological University** via tracked delivery*.

The certificate issued by **TECH Technological University** will reflect the qualification obtained in the Postgraduate Diploma, and meets the requirements commonly demanded by labor exchanges, competitive examinations, and professional career evaluation committees.

Title: **Postgraduate Diploma in Diagnostic Methods, Motor Neuron and Ataxias**

Official N° of Hours: **400 h.**



*Apostille Convention. In the event that the student wishes to have their paper certificate issued with an apostille, TECH EDUCATION will make the necessary arrangements to obtain it, at an additional cost.

future

health

confidence people

education information tutors

guarantee accreditation teaching

institutions technology learning

community commitment

tech technological
university

personalized service innovation

knowledge present
online training

development languages

virtual classroom

Postgraduate Diploma

Diagnostic Methods, Motor
Neuron and Ataxias

- » Modality: online
- » Duration: 6 months
- » Certificate: TECH Technological University
- » Dedication: 16h/week
- » Schedule: at your own pace
- » Exams: online

Postgraduate Diploma

Diagnostic Methods, Motor Neuron and Ataxias