

Postgraduate Diploma

Dermatology, Tumors and Proctological Cancers





Postgraduate Diploma Dermatology, Tumors and Proctological Cancers

Course Modality: **Online**

Duration: **6 months**

Certificate: **TECH Technological University**

Official N° of hours: **450 h.**

Website: www.techtitute.com/pk/medicine/postgraduate-diploma/postgraduate-diploma-dermatology-tumors-proctological-cancers

Index

01

Introduction

p. 4

02

Objectives

p. 8

03

Course Management

p. 12

04

Structure and Content

p. 16

05

Methodology

p. 20

06

Certificate

p. 28

01

Introduction

This specialization is a high-level educational tool for proctology professionals in the diagnosis and management of condyloma, HPV infection and pre-malignant lesions. Specially designed to generate, enhance and complement the clinical-surgical practice, it will show you how to intervene in anal cancer and colorectal tumors. A course of the highest quality, developed by the best professionals in clinical intervention and research in this exciting field of work.





“

The update that the proctology professional needs in the knowledge of anal cancer, colorectal tumors and their clinical-surgical approach”

This Postgraduate Diploma will develop professional skills in relation to the diagnosis and management of condyloma, HPV infection and pre-malignant lesions. It is important to highlight the role of the proctologic surgeon in this pathology, which is becoming more and more frequent and often unknown and under-diagnosed.

Dermatology and the management of sexually transmitted diseases should not be forgotten and based on key points, we should delve into different knowledge to make a correct diagnosis and an updated treatment.

Despite being a complex pathology that encompasses many systems, inflammatory bowel disease has anorectal manifestations that are difficult to treat; therefore, a comprehensive assessment of both medical and surgical management is the cornerstone for successful therapy. It is equally important to acquire updated knowledge in this constantly evolving field.

The student will learn and reinforce their knowledge about trauma, anorectal foreign bodies and benign anorectal neoplasms with special attention to therapeutic algorithms with clinical cases and illustrative images. Although it is not a topic covered in the "classic" proctology and pelvic floor manuals, we believe it is necessary for the student to acquire knowledge of current consultation topics such as anal esthetics, skin tags and anal bleaching.

In this Postgraduate Diploma, the student will acquire basic and specific knowledge of transanal surgery. Starting with a brief review of the history of this discipline to find out what technological stage we are in and where we are heading. The student will learn what tumor staging, size and location are indications for transanal surgery, as well as what complementary tests are necessary to perform a complete preoperative workup.

Although retrorectal tumors are not frequent, it is important that the student knows how to identify the indications and surgical access to these neoplasms. The illustrative videos will help the student to acquire the knowledge to perform this surgery safely. Another topic to be discussed is anastomotic sinus, a topic of current debate. We present real clinical cases and therapeutic algorithms to acquire clear and practical knowledge in the management of this complication.

This **Postgraduate Diploma in Dermatology, Tumors and Proctological Cancers** contains the most complete and up-to-date scientific program on the market. The most important features include:

- ♦ A large number of case studies presented by experts
- ♦ A large number of case studies presented by experts
- ♦ Graphic, schematic, and highly practical contents
- ♦ The latest developments and cutting-edge advances in this field
- ♦ Practical exercises where the self-evaluation process can improve learning
- ♦ Innovative and highly efficient methodologies
- ♦ Theoretical lessons, questions to the expert, debate forums on controversial topics, and individual reflection assignments
- ♦ Content that is accessible from any fixed or portable device with an Internet connection



An in-depth study of the most up-to-date knowledge in proctology and the pelvic floor that will allow you to advance your skills in this field"

“

A unique Postgraduate Diploma that perfectly combines intensive education with the most innovative knowledge and techniques in the sector, with the flexibility that a working professional needs”

The development of this Postgraduate Diploma is focused on the practice of the proposed theoretical learning. Through the most effective teaching systems, proven methods imported from the most prestigious universities in the world, you will be able to acquire new knowledge in a practical way. In this way, we strive to convert your efforts into real and immediate skills.

Our online system is another of the strengths of our educational proposal. With an interactive platform that has the advantages of the latest technological developments, we put the most interactive digital tools at your service. This way, we can offer you a learning method that can be completely adapted to your needs, so that you can perfectly balance this educational program with your personal or professional life.

A program designed to allow you to implement the knowledge that you acquire almost immediately in your daily practice.

This 100% online Postgraduate Diploma will allow you to balance your studies with your professional work while increasing your knowledge in this field.



02

Objectives

The objective of this program is to offer medical professionals a path to specialization in proctology, which includes all the most relevant and up-to-date aspects in this field. A complete course that will help you acquire advanced knowledge, expertise, and skills for routine clinical practice, or to keep up-to-date with the latest developments in this field. A practical and effective way to keep you at the forefront of a constantly evolving profession.





“

The ultimate goal of this Postgraduate Diploma is to boost your ability to act in dermatology, tumors and proctological cancer, incorporate all the latest developments in diagnosis and approach to these conditions”

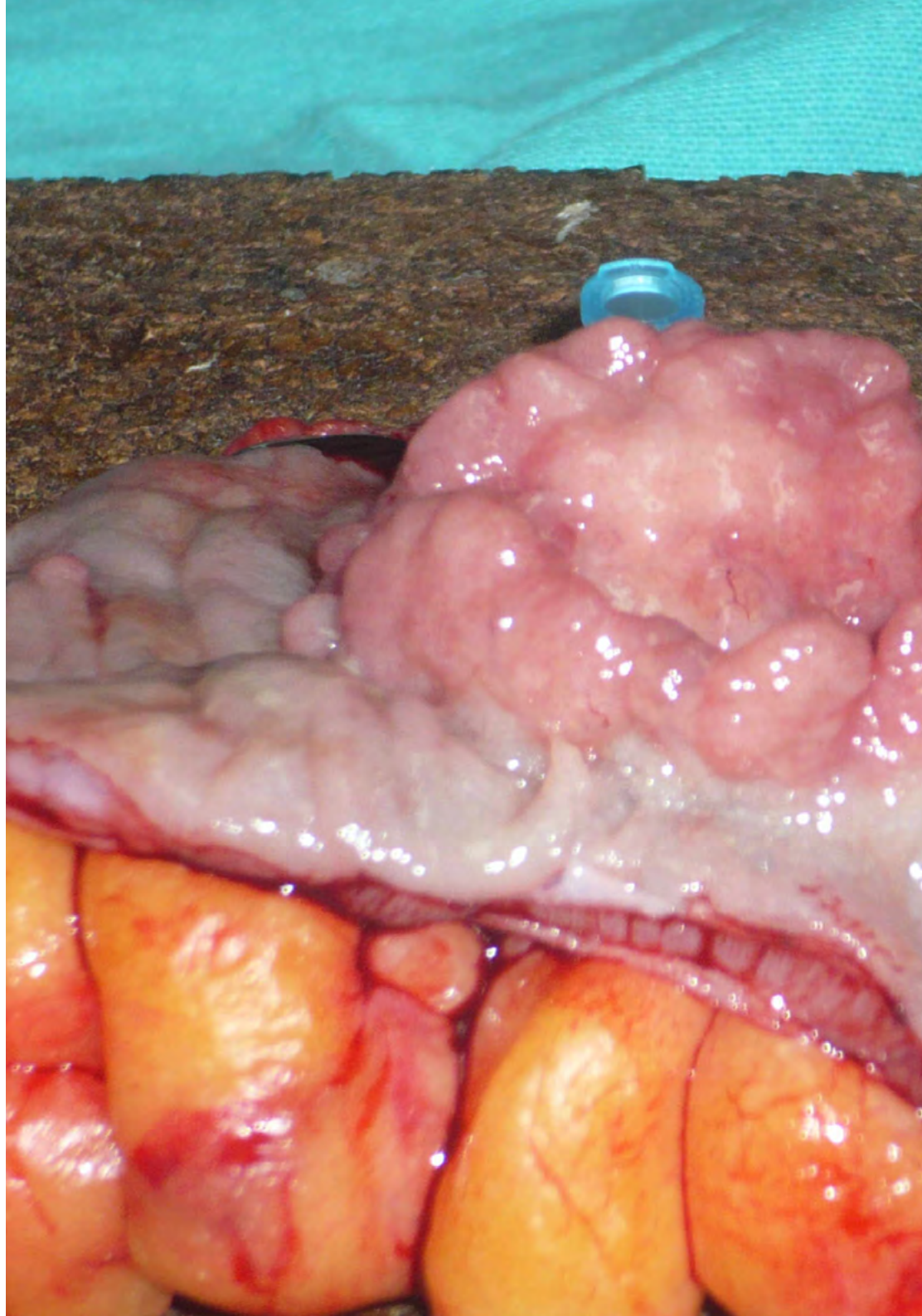


General objectives

- ♦ Acquire in-depth knowledge of proctology and the pelvic floor, with the aim of obtaining the skills required in clinical history, physical examination, and interpretation of complementary tests focused on mental algorithms of diagnosis and subsequent accurate surgical indication of the pathologies that comprise this field of surgery
- ♦ Identify and learn the treatments and surgical techniques used for each type of proctology and pelvic floor pathology

“

Measurable and achievable objectives, which are supported by a stimulating and highly effective work system"





Specific objectives

Module 1. Dermatology of the Anal Region and STD, HPV, Anorectal Inflammatory Disease, Trauma, Benign Neoplasms, and Anal Aesthetics

- ♦ Indicate the importance of anal HPV in the incidence of anal intraepithelial neoplasia and anal squamous cell carcinoma
- ♦ Learn about the diagnosis and treatment of sexually transmitted diseases, as well as to identify their differential diagnosis
- ♦ Refresh the knowledge of anorectal inflammatory bowel disease and to understand its medical and surgical treatment
- ♦ Learn about the most frequent anorectal traumas and their management, as well as the handling of foreign bodies
- ♦ Identify and make a differential diagnosis of benign anorectal lesions
- ♦ Understand the definitions of anal aesthetics and anal bleaching

Module 2. Transanal Surgery, Retrorectal Tumors, and 3-D Reconstruction

- ♦ Acquire in-depth knowledge of the history, indications, and complementary tests of transanal surgery
- ♦ Learn the surgical technique and "tricks" of transanal surgery with illustrative videos
- ♦ Address the management and diagnosis of retrorectal tumors and the use of 3-D technology in their assessment
- ♦ Know the terms related to the advances of the digital era of colorectal surgery

Module 3. Epidermoid Anal Cancer


- ♦ Review the etiology, epidemiology, clinical, and diagnostic features of epidermoid anal cancer in an interactive way
- ♦ Develop therapeutic algorithms for epidermoid anal cancer
- ♦ Acquire knowledge about screening programs
- ♦ Determine surgical approaches to the management of recurrent epidermoid anal cancer
- ♦ Identify other types of malignant anal tumors and know how they are treated

03

Course Management

The teaching staff includes renowned specialists who have carefully prepared the teaching material with special attention to high-quality, reproducible, practical content. Experts in different fields of clinical care and practice, all of them experienced in teaching and research and with management knowledge, will offer you a broad, systematic, and realistic vision of the complexity of this field, putting their real and up-to-date experience at your service.





“

A faculty chosen from among the most qualified professionals in the sector, with extensive experience in this field of work, will teach you from real, extensive, and up-to-date experience in proctology”

Guest Director



Dr. A. Shehebar, Josef

- ◆ Chief of the Colorectal Surgery Unit, NYU Langone Hospital-Brooklyn
- ◆ Specialist in advanced colon and rectal cancers, inflammatory bowel disease, diverticulitis and complex anorectal diseases
- ◆ B.A. in Anthropology, New York University
- ◆ M.D. from Tel Aviv University
- ◆ Fellowship in Colon and Rectal Surgery at St. Luke's Roosevelt Hospital Center, Columbia University

Management



Dr. León Arellano, Miguel

- ◆ Specialist in General and Digestive System Surgery, Coloproctology Unit, at the Fundación Jiménez Díaz University Hospital, Madrid
- ◆ Resident Physician in General and Digestive System Surgery at La Paz Hospital. Madrid
- ◆ Specialist in General and Digestive System Surgery at IMED Elche Hospital and IMED Levante Hospital
- ◆ Professional Master's Degree in Colorectal and Pelvic Floor Surgery. University of Zaragoza
- ◆ Doctor from the Autonomous University of Madrid
- ◆ External work rotations: Memorial Sloan Kettering Cancer Center, Colorectal Unit, New York USA. University Hospital of Geneva, Coloproctology Unit, Geneva, Switzerland
- ◆ Member of the European Society of Coloproctology, Spanish Association of Coloproctology, Spanish Association of Surgeons, and Madrid Association of Surgeons

Professors

Dr. Guijo Castellano, Ismael

- ◆ Specialist Attending Physician of the General and Digestive System Surgery Department
- ◆ Staff Surgeon of the General and Digestive System Surgery Service at the Fundación Jiménez Díaz University Hospital, Madrid.
- ◆ Coordinator of the Surgical Department of Phlebology at the Institute of Vascular Pathology of Madrid, from 2001 to 2007.
- ◆ Surgeon of the Álvarez de la Marina Surgical Society (General and Digestive System Surgery)
- ◆ Surgeon of the Angiology and Vascular Surgery Unit (Dr. Leal Monedero), at the Ruber International Hospital in Madrid, from 1997 to 2001.
- ◆ Doctor from the Autonomous University of Madrid

Dr. Jiménez, Rosa

- ◆ Coloproctology Unit of the Virgen del Rocío University Hospital
- ◆ Doctor in General and Digestive System Surgery at the Virgen del Rocío University Hospital
- ◆ Professional Master's Degree in Coloproctology, Colorectal and Pelvic Floor Surgery. University of Zaragoza, Spain
- ◆ Specialist Degree in Digital Teaching for Medicine from TECH Technological University
- ◆ Research Fellowship at Memorial Sloan Kettering Cancer Center in New York
- ◆ Clinical Fellow at Memorial Sloan Kettering Cancer Center in New York

Dr. Alvarellos Pérez, Alicia

- ◆ Attending Physician of General Surgery in the Department of General and Digestive System Surgery. Villalba General University Hospital. Villalba, Spain
- ◆ Attending Physician of General Surgery in the Department of General and Digestive System Surgery. Jiménez Díaz Hospital Foundation Hospital. Madrid 2020
- ◆ Fellowship in Colorectal Surgery Colorectal Surgery Unit. General and Digestive System Surgery Department. Jiménez Díaz Hospital Foundation Hospital. Madrid 2019
- ◆ Professional Master's Degree in Laparoscopic and Minimally Invasive Surgery. Miguel Hernández University of Elche. Alicante, Spain
- ◆ Master's Degree in Coloproctologic Surgery of the ACS. University of Barcelona, Spain
- ◆ Degree in Medicine and Surgery from the University of Cantabria. Santander, Spain
- ◆ Resident Member of the Galician Society of Surgery. November 2016 to November 2018. Santiago de Compostela, Spain

04

Structure and Content

Our Postgraduate Diploma in Dermatology, Tumors and Proctological Cancers offers unique elements, such as a practical approach to the topics covered, with clinical cases, management algorithms, and high-quality multimedia material to transmit knowledge in a comprehensive, dynamic, active, and captivating manner. The structure of the contents has been designed by a team of professionals who are aware of the relevance of up-to-date education in order to advance in medical practice safely and competitively, and to practice your profession with the excellence that only the highest quality educational program can provide.



“

A comprehensive educational program developed through the best selection of multimedia contents, which will allow you to acquire a higher knowledge of the clinical-surgical practice in a safe and comfortable way"

Module 1. Dermatology of the Anal Region and STD, HPV, Anorectal Inflammatory Disease, Trauma, Benign Neoplasms, and Anal Esthetics

- 1.1. Anal Region Dermatology
- 1.2. Sexually Transmitted Diseases
- 1.3. HPV: Condylomata, Introduction to Premalignant Lesions, Clinical Picture, and Diagnosis
- 1.4. Treatment of Condylomata and Premalignant Lesions
- 1.5. VPH Prevention, Algorithms and Monitoring
- 1.6. Anorectal Inflammatory Bowel Disease
- 1.7. Anorectal Trauma and Foreign Bodies
- 1.8. Benign Anorectal Neoplasms
- 1.9. Anal Aesthetics, Skin Tags, and Anal Bleaching

Module 2. Transanal Surgery, Retrorectal Tumors, and 3-D Reconstruction

- 2.1. Transanal Surgery. History, Indications, and Complementary Tests
- 2.2. Transanal Surgery: Surgical Treatment and Management Algorithm
- 2.3. Retrorectal Tumors. Clinical History, Diagnosis, Complementary Tests
- 2.4. Retrorectal Tumors: Surgical Management
- 2.5. Anastomotic Sinus: Diagnosis and Treatment
- 2.6. 3-D Reconstruction
- 2.7. The Digital Era of Colorectal Surgery



Module 3. Epidermoid Anal Cancer

- 3.1. Etiology, Epidemiology, and Tumor Types
- 3.2. Clinical Diagnosis
- 3.3. Staging and Histology
- 3.4. Treatment
- 3.5. Monitoring Protocols and Quality of Life
- 3.6. Screening
- 3.7. Relapse Management
- 3.8. Other Types of Malignant Tumors

“

A unique, key and decisive educational experience to boost your professional development that will put you at the forefront of the professional world”

05

Methodology

This academic program offers students a different way of learning. Our methodology uses a cyclical learning approach: **Relearning**.

This teaching system is used, for example, in the most prestigious medical schools in the world, and major publications such as the **New England Journal of Medicine** have considered it to be one of the most effective.





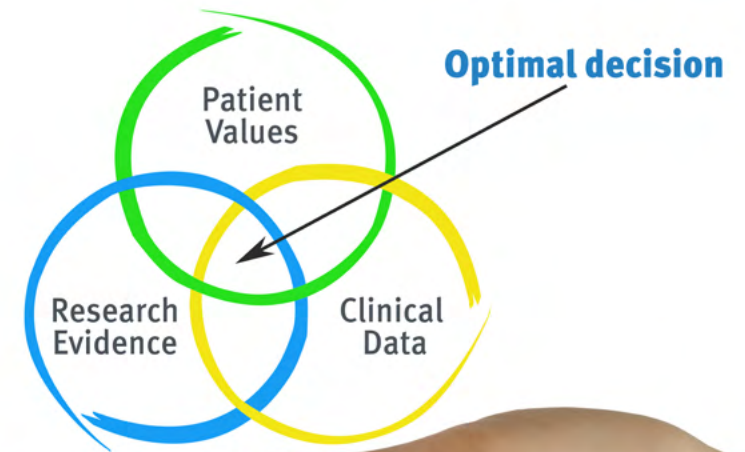
“

Discover Relearning, a system that abandons conventional linear learning, to take you through cyclical teaching systems: a way of learning that has proven to be extremely effective, especially in subjects that require memorization"

At TECH we use the Case Method

What should a professional do in a given situation? Throughout the program, students will face multiple simulated clinical cases, based on real patients, in which they will have to do research, establish hypotheses, and ultimately resolve the situation. There is an abundance of scientific evidence on the effectiveness of the method. Specialists learn better, faster, and more sustainably over time.

With TECH you will experience a way of learning that is shaking the foundations of traditional universities around the world.



According to Dr. Gervas, the clinical case is the annotated presentation of a patient, or group of patients, which becomes a "case", an example or model that illustrates some peculiar clinical component, either because of its teaching power or because of its uniqueness or rarity. It is essential that the case is based on current professional life, trying to recreate the real conditions in the physician's professional practice.

“

Did you know that this method was developed in 1912, at Harvard, for law students? The case method consisted of presenting students with real-life, complex situations for them to make decisions and justify their decisions on how to solve them. In 1924, Harvard adopted it as a standard teaching method”

The effectiveness of the method is justified by four fundamental achievements:

1. Students who follow this method not only achieve the assimilation of concepts, but also a development of their mental capacity, through exercises that evaluate real situations and the application of knowledge.
2. Learning is solidly translated into practical skills that allow the student to better integrate into the real world.
3. Ideas and concepts are understood more efficiently, given that the example situations are based on real-life.
4. Students like to feel that the effort they put into their studies is worthwhile. This then translates into a greater interest in learning and more time dedicated to working on the course.



Relearning Methodology

At TECH we enhance the case method with the best 100% online teaching methodology available: Relearning.

This university is the first in the world to combine the study of clinical cases with a 100% online learning system based on repetition, combining a minimum of 8 different elements in each lesson, a real revolution with respect to the mere study and analysis of cases.

Professionals will learn through real cases and by resolving complex situations in simulated learning environments. These simulations are developed using state-of-the-art software to facilitate immersive learning.



At the forefront of world teaching, the Relearning method has managed to improve the overall satisfaction levels of professionals who complete their studies, with respect to the quality indicators of the best online university (Columbia University).

With this methodology, more than 250,000 physicians have been trained with unprecedented success in all clinical specialties regardless of surgical load. Our pedagogical methodology is developed in a highly competitive environment, with a university student body with a strong socioeconomic profile and an average age of 43.5 years old.

Relearning will allow you to learn with less effort and better performance, involving you more in your specialization, developing a critical mindset, defending arguments, and contrasting opinions: a direct equation to success.

In our program, learning is not a linear process, but rather a spiral (learn, unlearn, forget, and re-learn). Therefore, we combine each of these elements concentrically.

The overall score obtained by TECH's learning system is 8.01, according to the highest international standards.



This program offers the best educational material, prepared with professionals in mind:



Study Material

All teaching material is produced by the specialists who teach the course, specifically for the course, so that the teaching content is highly specific and precise.

These contents are then applied to the audiovisual format, to create the TECH online working method. All this, with the latest techniques that offer high quality pieces in each and every one of the materials that are made available to the student.



Surgical Techniques and Procedures on Video

TECH introduces students to the latest techniques, the latest educational advances and to the forefront of current medical techniques. All of this in direct contact with students and explained in detail so as to aid their assimilation and understanding. And best of all, you can watch the videos as many times as you like.



Interactive Summaries

The TECH team presents the contents attractively and dynamically in multimedia lessons that include audio, videos, images, diagrams, and concept maps in order to reinforce knowledge.

This exclusive educational system for presenting multimedia content was awarded by Microsoft as a "European Success Story".



Additional Reading

Recent articles, consensus documents and international guidelines, among others. In TECH's virtual library, students will have access to everything they need to complete their course.





Expert-Led Case Studies and Case Analysis

Effective learning ought to be contextual. Therefore, TECH presents real cases in which the expert will guide students, focusing on and solving the different situations: a clear and direct way to achieve the highest degree of understanding.



Testing & Retesting

We periodically evaluate and re-evaluate students' knowledge throughout the program, through assessment and self-assessment activities and exercises, so that they can see how they are achieving their goals.



Classes

There is scientific evidence on the usefulness of learning by observing experts. The system known as Learning from an Expert strengthens knowledge and memory, and generates confidence in future difficult decisions.



Quick Action Guides

TECH offers the most relevant contents of the course in the form of worksheets or quick action guides. A synthetic, practical, and effective way to help students progress in their learning.



06

Certificate

This Postgraduate Diploma in Dermatology, Tumors and Proctological Cancers guarantees you, in addition to the most rigorous and updated training, access to a Postgraduate Diploma issued by TECH Technological University.



“

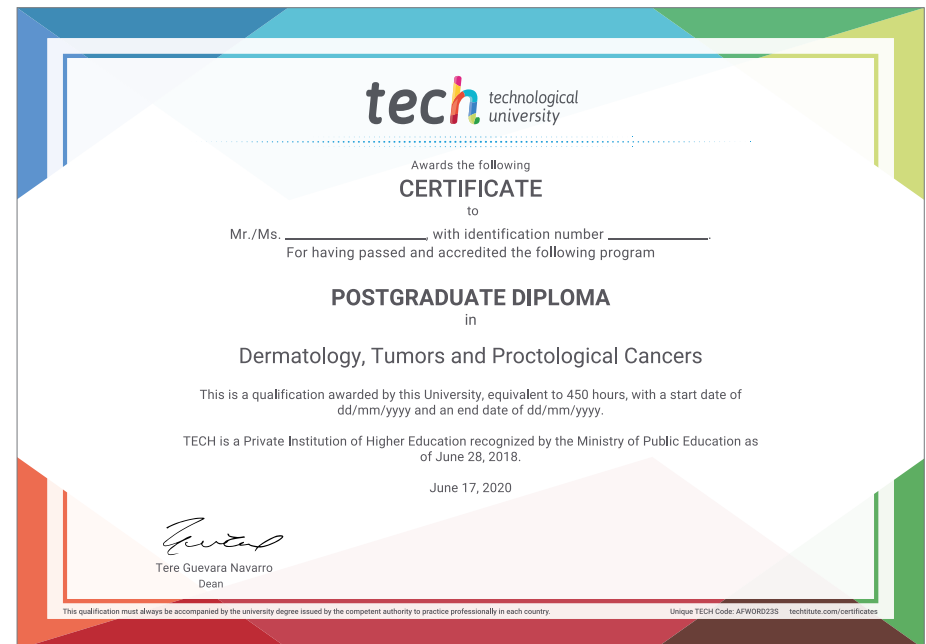
*Successfully complete this program
and receive your university degree
without travel or laborious paperwork”*

This **Postgraduate Diploma in Dermatology, Tumors and Proctological Cancers** contains the most complete and up-to-date scientific program on the market.

After the student has passed the assessments, they will receive their corresponding **Postgraduate Diploma** issued by **TECH Technological University** via tracked delivery*.

The certificate issued by **TECH Technological University** will reflect the qualification obtained in the Postgraduate Diploma, and meets the requirements commonly demanded by labor exchanges, competitive examinations, and professional career evaluation committees.

Title: **Postgraduate Diploma in Dermatology, Tumors and Proctological Cancers**
Official N° of hours: **450 h.**



*Apostille Convention. In the event that the student wishes to have their paper certificate issued with an apostille, TECH EDUCATION will make the necessary arrangements to obtain it, at an additional cost.

future

health confidence people

education information tutors

guarantee accreditation teaching

institutions technology learning

community commitment

personalized service innovation

knowledge present quality

online training

development languages

virtual classroom

tech technological
university

Postgraduate Diploma
Dermatology, Tumors
and Proctological
Cancers

Course Modality: Online

Duration: 6 months

Certificate: TECH Technological University

Official N° of hours: 450 h.

Postgraduate Diploma

Dermatology, Tumors and Proctological Cancers

