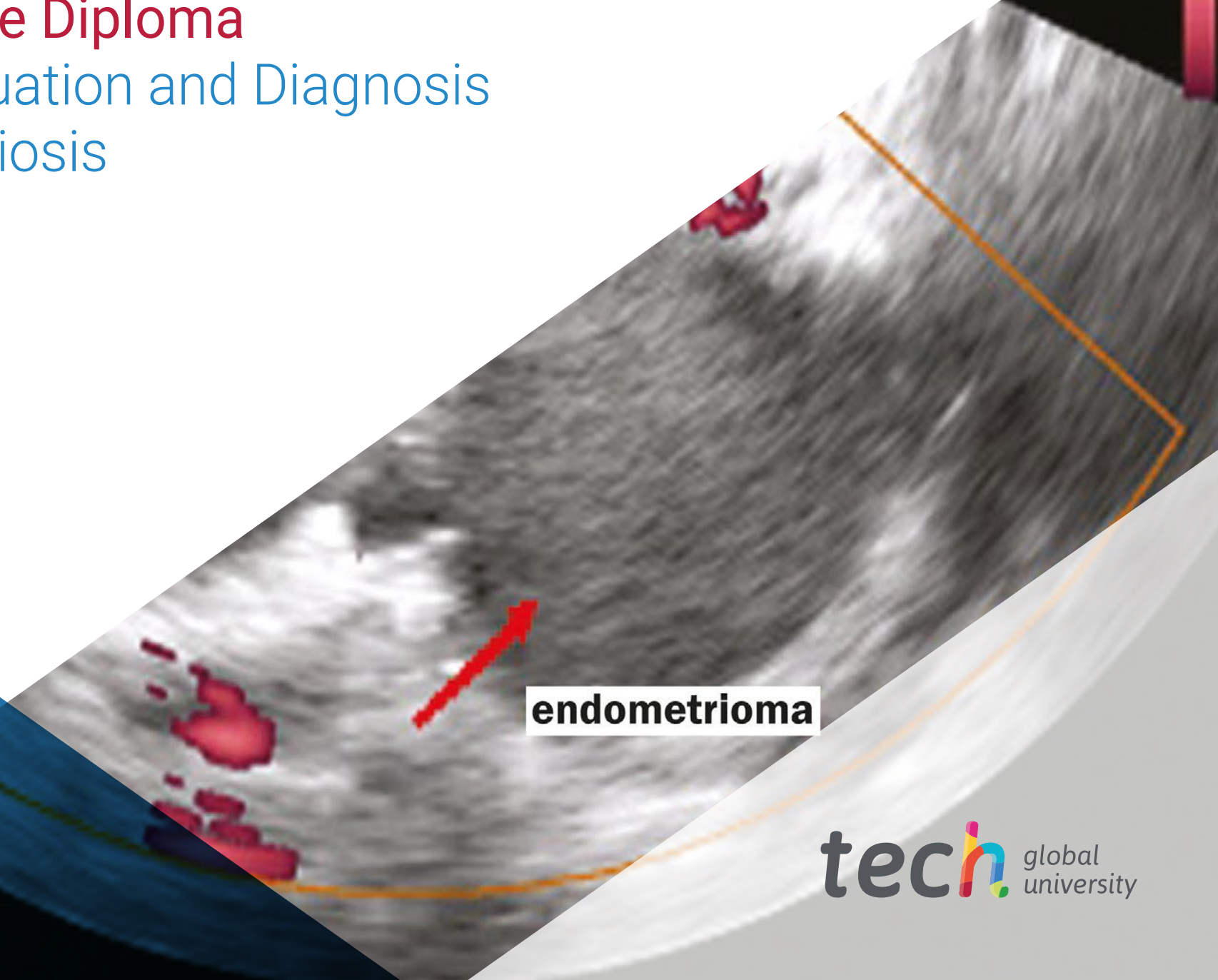


# Postgraduate Diploma

## Clinical Evaluation and Diagnosis of Endometriosis



**endometrioma**



## Postgraduate Diploma Clinical Evaluation and Diagnosis of Endometriosis

- » Modality: online
- » Duration: 6 months
- » Certificate: TECH Global University
- » Credits: 18 ECTS
- » Schedule: at your own pace
- » Exams: online

Website: [www.techtute.com/us/medicine/postgraduate-diploma/postgraduate-diploma-clinical-evaluation-diagnosis-endometriosis](http://www.techtute.com/us/medicine/postgraduate-diploma/postgraduate-diploma-clinical-evaluation-diagnosis-endometriosis)

# Index

01

Introduction

---

*p. 4*

02

Objectives

---

*p. 8*

03

Course Management

---

*p. 14*

04

Structure and Content

---

*p. 20*

05

Methodology

---

*p. 24*

06

Certificate

---

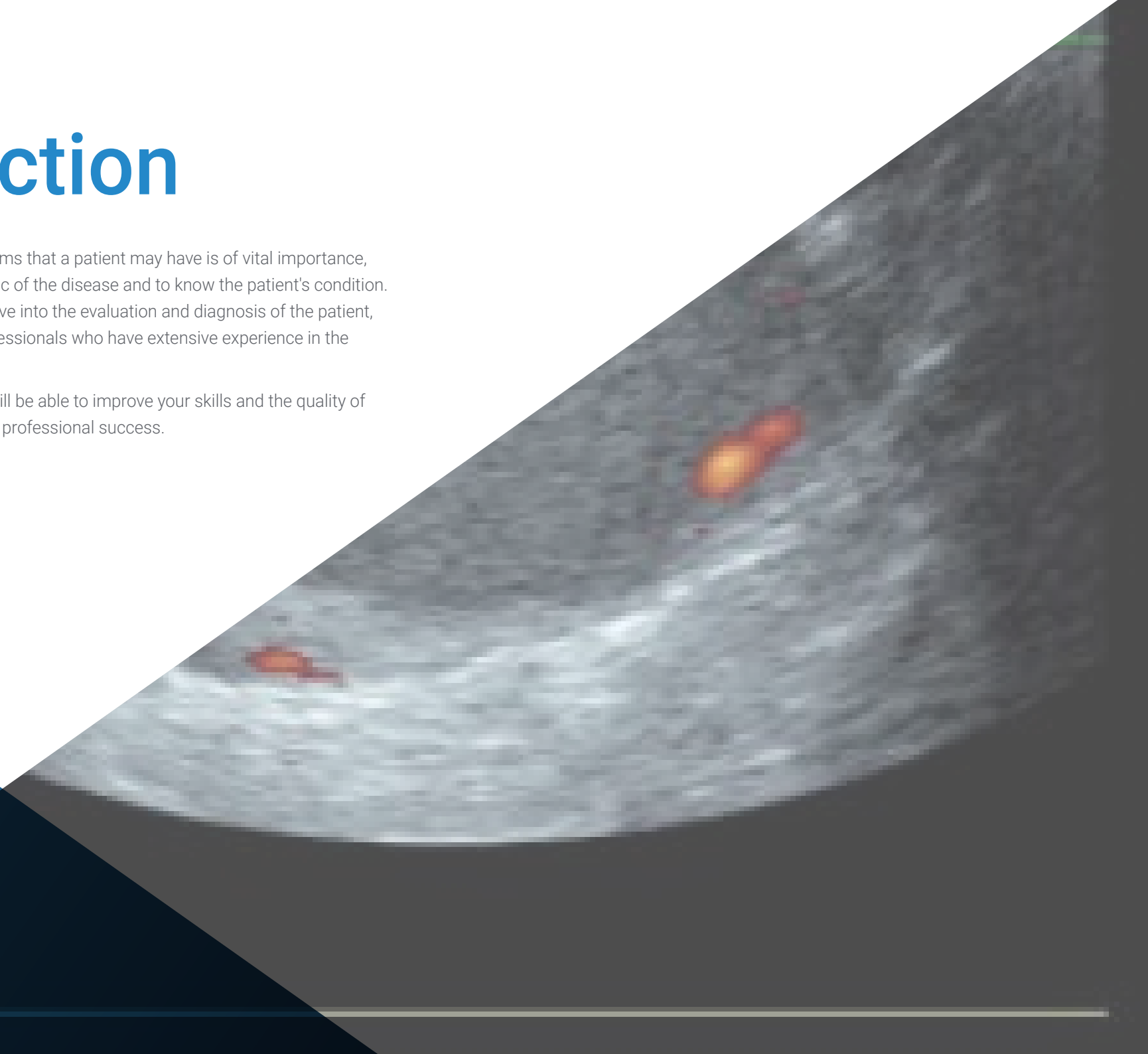
*p. 32*

# 01

# Introduction

Understanding the different symptoms that a patient may have is of vital importance, both to make a suspected diagnostic of the disease and to know the patient's condition. In this intensive program we will delve into the evaluation and diagnosis of the patient, with the support of prestigious professionals who have extensive experience in the sector.

A unique program with which you will be able to improve your skills and the quality of your medical care, until you achieve professional success.



“

*With this program we want to help you achieve your goal of acquiring superior knowledge in this highly-demanded field"*

This program brings together all the specialties involved in the assessment and diagnosis of endometriosis and is prepared by professionals with the highest level of excellence. A unique multidisciplinary program that helps students acquire the highest degree of specialization in dealing with the disease.

This high-level Postgraduate Diploma will use practical teaching to present the protocols used day to day in endometriosis units.

Students will have the opportunity to learn how to use and interpret both new technologies and the most current genetic tests in the early diagnosis of Endometriosis.

This Postgraduate Diploma is designed to help professionals to better treat their patients affected by endometriosis. Experienced teachers will help students learn about the evaluation mechanisms and endometriosis diagnoses through a practical and theoretical learning experience.

Through the knowledge and understanding gained, the student will be capable of working independently in the comprehensive assessment of Endometriosis, as well as being able to make decisions about its evolutionary course, and will subsequently be able to become a certified Endometriosis specialist.

For all these reasons, TECH has designed this Postgraduate Diploma, which will provide professionals with specialized knowledge to develop a comprehensive approach to their patients from a multidisciplinary point of view, all thanks to the content developed by doctors from different specialties. It is an intensive program, designed to learn about the technologies, materials and treatments of this discipline and includes a complete perspective of the techniques used in Endometriosis, allowing you to specialize in an effective and responsible way. In this way, this postgraduate course provides high level training that seeks excellence.

In addition, its 100% online format will allow you to study from wherever you want, without the need to travel or adhere to fixed class timetables.

The **Postgraduate Diploma in Clinical Evaluation and Diagnosis of Endometriosis** contains the most complete and up-to-date scientific program on the market. The most important features include:

- ♦ The development of case studies presented by experts in Endometriosis
- ♦ The graphic, schematic, and eminently practical contents with which they are created provide scientific and practical information on the disciplines that are essential for professional practice
- ♦ New developments in Endometriosis Techniques
- ♦ Practical exercises where the self-assessment process can be carried out to improve learning
- ♦ Special emphasis on innovative methodologies in Endometriosis techniques.
- ♦ Theoretical lessons, questions to the expert, debate forums on controversial topics, and individual reflection assignments
- ♦ Content that is accessible from any fixed or portable device with an Internet connection



*A Postgraduate Diploma created to take the professional through the essential knowledge in Endometriosis, which they will be able to apply in their daily practice"*

“*Expand your knowledge through this Postgraduate Diploma and specialize in Endometriosis to achieve excellence in this field*”

The teaching staff includes medical professionals who contribute their experience to this program, as well as renowned specialists from leading societies and prestigious universities.

The multimedia content, developed with the latest educational technology, will provide the professional with situated and contextual learning, i.e., a simulated environment that will provide immersive training programmed to learn in real situations.

This program is designed around Problem-Based Learning, whereby the physician must try to solve the different professional practice situations that arise during the academic year. For this purpose, the professional will be assisted by an innovative interactive video system created by renowned and experienced experts in Endometriosis.

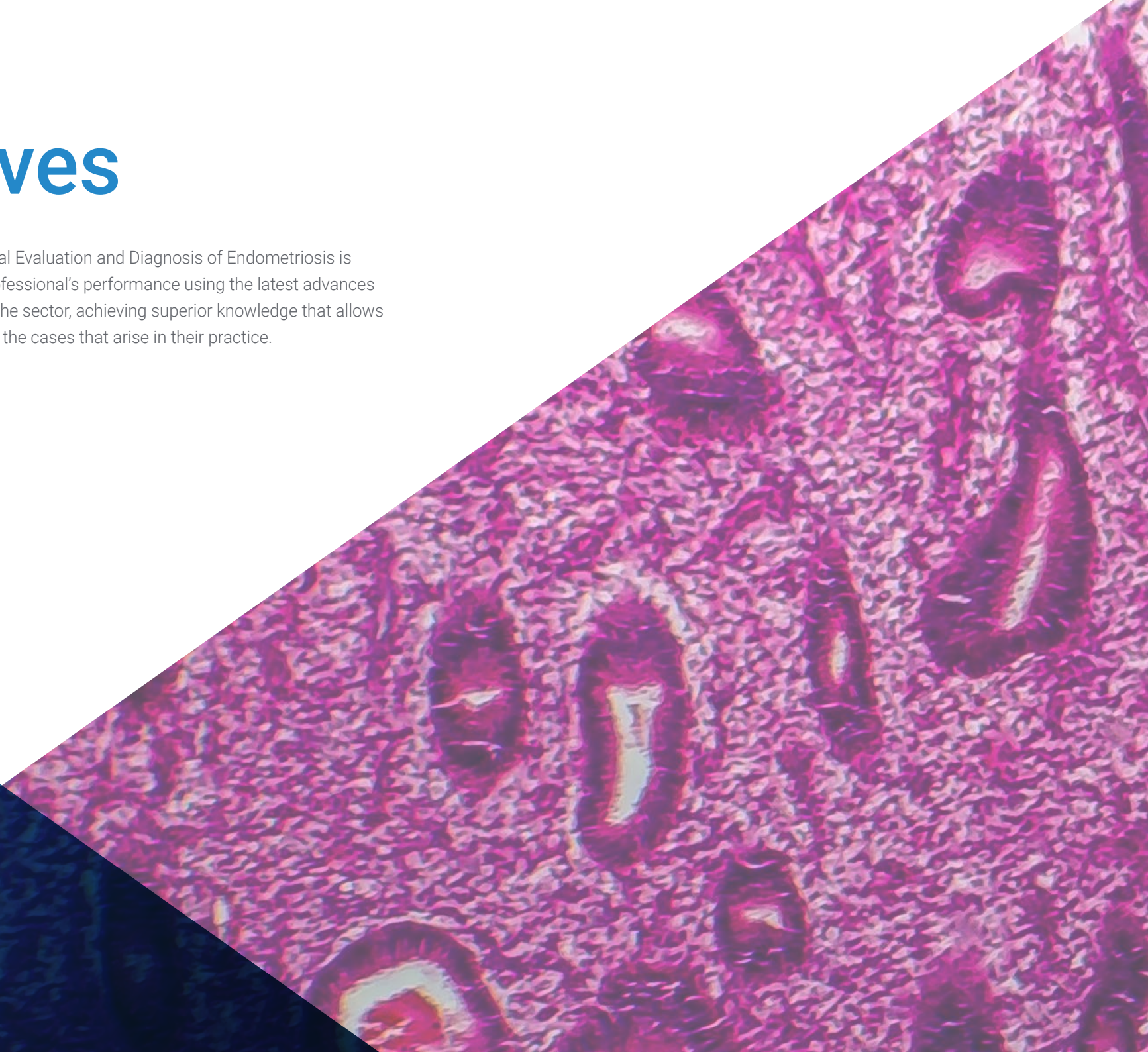
*Increase your decision-making confidence by updating your knowledge with this Postraduate Diploma course.*

*You will be trained by professionals who have extensive experience in the sector, and who have contributed all their knowledge and experience to the development of this program.*



# 02 Objectives

The Postgraduate Diploma in Clinical Evaluation and Diagnosis of Endometriosis is oriented towards facilitating the professional's performance using the latest advances and most innovative treatments in the sector, achieving superior knowledge that allows them to act with total confidence in the cases that arise in their practice.





“

*At TECH, our objective is to offer students the most complete specialization in Endometriosis so that they reach a higher level of expertise which will propel them to an elite professional level”*



## General objectives

---

- ♦ Develop your educational and professional expertise in all the core areas of Endometriosis, giving you the appropriate knowledge, understanding and professional skills to improve the management of the patient with this chronic disease
- ♦ Develop leadership skills in Endometriosis, so that you will be able to form a multidisciplinary team focused on this pathology
- ♦ Acquire an understanding of the processes involved in the etiopathogenesis and pathophysiology of endometriosis, as well as their epidemiological aspects, which will provide adequate knowledge to provide a correct clinical history of the disease
- ♦ Achieve sufficient skills to make a diagnostic approach to the patient through the clinical symptoms they present. Broaden knowledge about less-common symptoms
- ♦ Explore, in depth, the different diagnostic approaches to Endometriosis from a critical perspective of routine clinical practice
- ♦ Analyze combined diagnostic criteria
- ♦ Gain knowledge of diagnostic techniques in research, ranging from immunology to genetics and epigenetics
- ♦ Develop competencies to know how to interpret results and in which situations to apply them
- ♦ Achieve competent skills for the correct classification of Endometriosis
- ♦ Know the types of Endometriosis and their severity according to different classifications
- ♦ Develop the ability to create an integrative vision of adenomyosis, as well as to diagnose, follow up and treat patients affected by this disease
- ♦ Know, in depth, the current fields of research
- ♦ Gain in-depth knowledge of Endometriosis from the treatment perspective
- ♦ Deepen knowledge of new medical therapies and gain knowledge of new therapeutic lines of research
- ♦ Acquire knowledge of the most appropriate surgical techniques depending on the patient's situation and the type of Endometriosis. Increase knowledge about complications and their treatment
- ♦ Deepen knowledge about the medical and preventive aspects of the effects of Endometriosis from the field of reproductive medicine. Know the perspectives of embryology and the in vitro fertilization laboratory
- ♦ Know, in depth, the associations with different pathological situations
- ♦ Expand knowledge of the management of Endometriosis associated with autoimmune diseases
- ♦ Learn more about cancer risk and the different diagnostic and preventive approaches



## Specific objectives

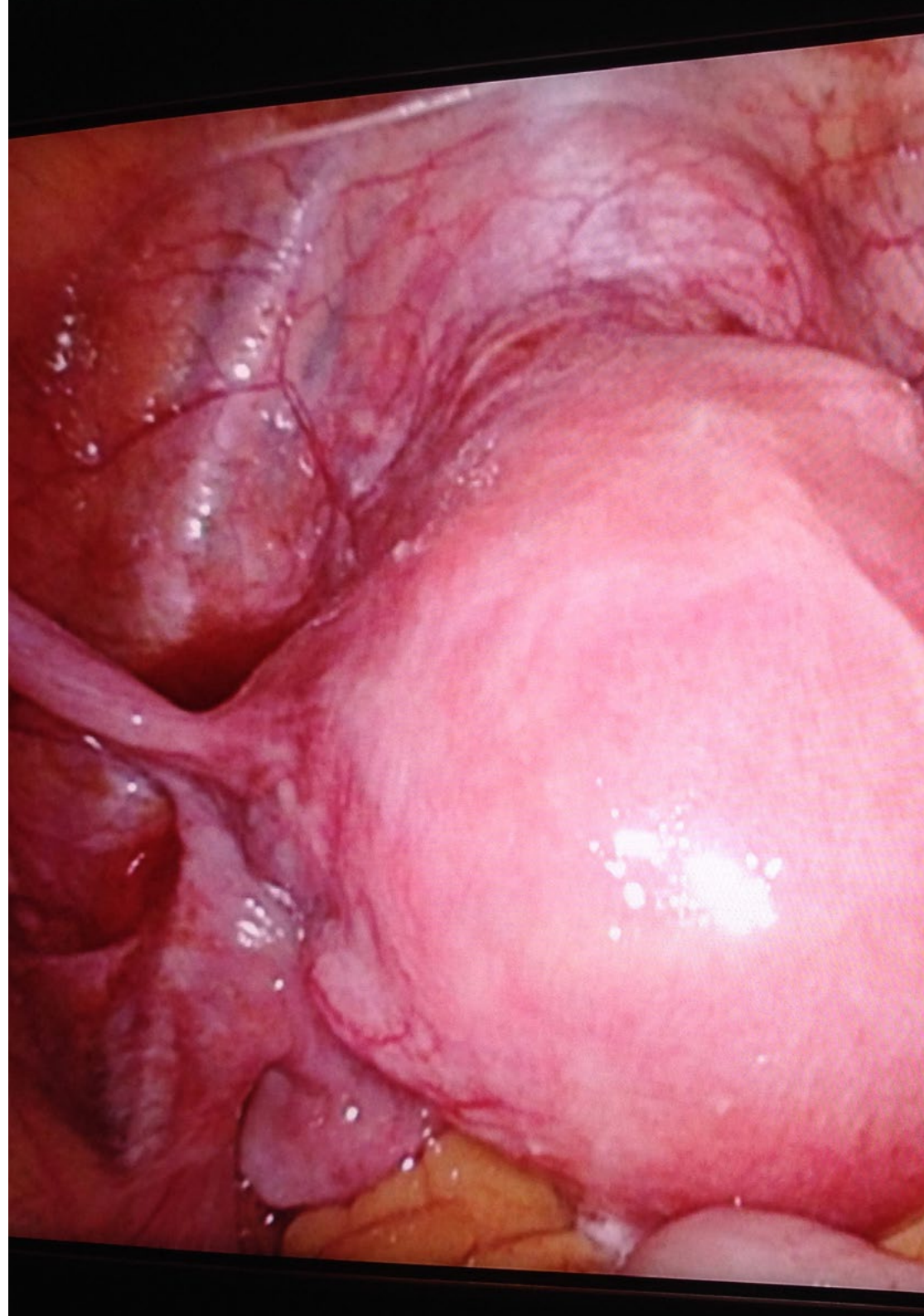
---

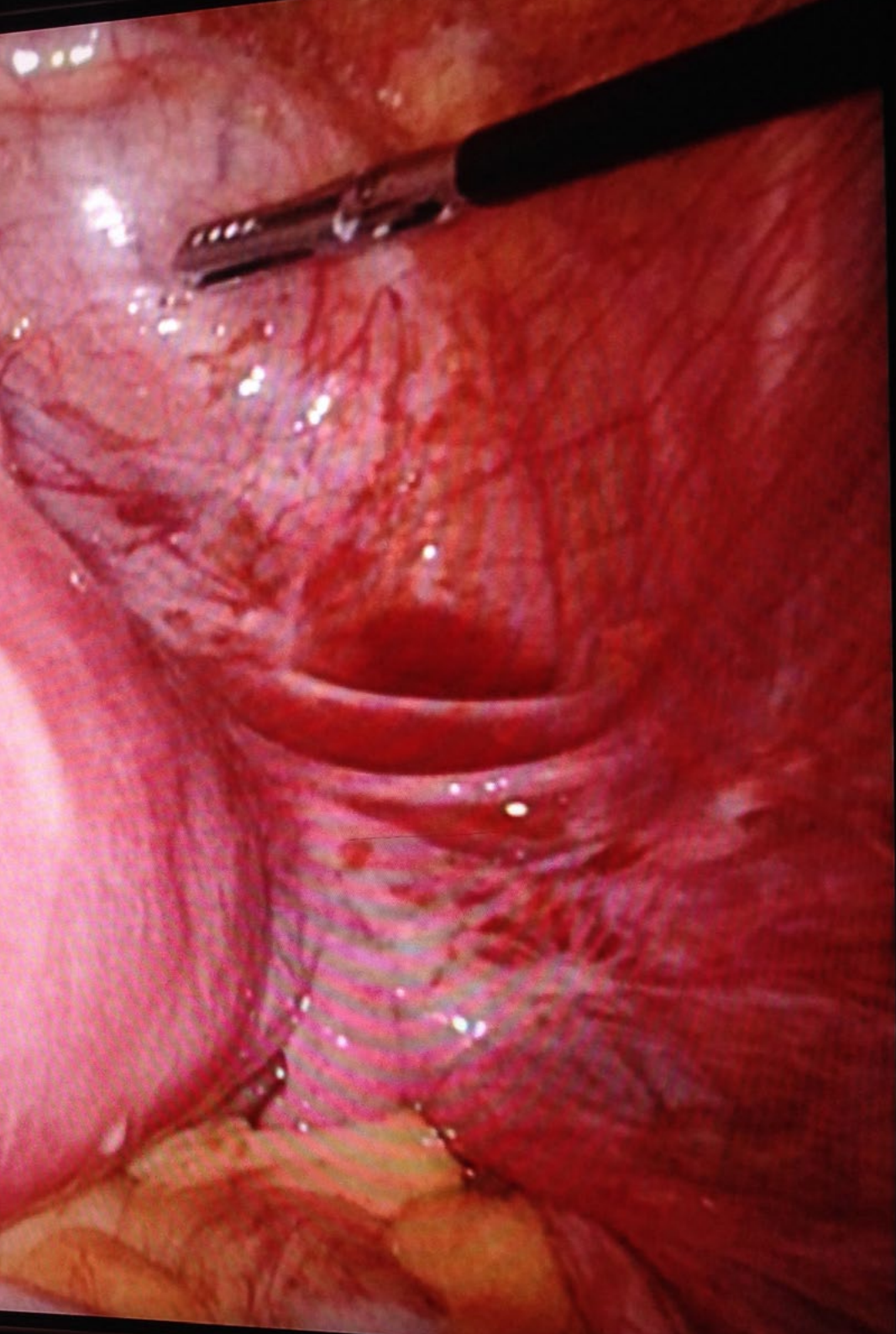
### Module 1. Epidemiological, Etiological and Pathophysiological Aspects of Endometriosis

- ♦ Accurately know the definition of the disease and the difficulty in reaching this diagnosis throughout history
- ♦ Gain knowledge of the most recent epidemiological studies, from a critical perspective
- ♦ Obtain knowledge of the determinants of endometriosis in the population and its distribution
- ♦ Deepen knowledge of the most current theories of the etiology of the disease and understand the associations of the disease origin with known pathogenesis
- ♦ Know, in depth, the advances in the knowledge of the pathogenesis of Endometriosis and the knowledge of the physiopathology, especially of the immune system and stem cells
- ♦ Acquire the necessary skills to understand the genomic studies of Endometriosis, as well as its relationship with familial aggregation and other diseases
- ♦ Deepen knowledge of epigenetic factors related to endometriosis with the most current studies
- ♦ Know the possible effects of these factors in association with disease etiology
- ♦ Understand the functioning of the immune system and its close relationship, both in the origin of the disease and its consequences
- ♦ Acquire the essential knowledge to correctly and independently assess the histology that diagnoses the disease
- ♦ Gain awareness of how the disease affects patients' quality of life with the most recent population-based studies, providing a closer view of the patients' experience
- ♦ Develop guidelines for a good anamnesis focused on the diagnosis of the disease, paying special attention to family history and concomitant diseases

## Module 2. Clinical Evaluation of the Endometriosis Patient

- ♦ Deepen knowledge of the variability of symptoms that occur along with the disease, understanding that this is independent of the severity of the disease
- ♦ Explore dysmenorrhea from a scientific point of view, know the surveys used and the differential diagnosis with other diseases
- ♦ Deepen understanding of the diagnosis of hypermenorrhea, know the complementary tests used and know the differential diagnosis
- ♦ Evaluate chronic pelvic pain as a distinct entity, encompassing any pain that is independent of menstruation
- ♦ Gain in-depth knowledge of the origins of pain and the tests to evaluate it
- ♦ Acquire the skills to perform a scrupulous anamnesis of the urinary symptoms that may appear, knowing the differential diagnosis and which complementary tests are necessary
- ♦ Have in-depth knowledge of the most-common digestive tract symptomatology
- ♦ Deepen knowledge of the pathologies concomitant with endometriosis and how to evaluate their diagnosis in an appropriate way
- ♦ Evaluate symptoms coincident with menstruation and address possible extraperitoneal involvement of the disease and know the complementary tests and differential diagnosis
- ♦ Deepen knowledge in the diagnosis of migraines associated with endometriosis and know the characteristics of migraine associated with endometriosis, as well as its prevalence
- ♦ Deepen knowledge of the evaluation of fatigue as a symptom of endometriosis, knowing the impact that this symptom can have on the quality of life of patients and how to address it
- ♦ Develop knowledge of psychological disorders affecting the disease





### Module 3. Diagnosis of Endometriosis

- ♦ Learn the importance of early diagnosis of endometriosis
- ♦ Have in-depth knowledge of the current state of diagnostic delay with its causes and consequences
- ♦ Know, in depth, how the age of the patient at the time of diagnosis influences the evolution of the disease and how to act in terms of complementary tests and selected treatments
- ♦ Acquire the skills for an appropriate diagnosis through a rigorous anamnesis
- ♦ Know the concept of clinical diagnosis and the opinion that different scientific societies have of it
- ♦ Deepen knowledge of the fundamental skills for an ultrasound diagnosis of ovarian and tubal endometriosis. Learn how to use two-dimensional and three-dimensional ultrasound applications to improve imaging and make a more accurate diagnosis
- ♦ Know how to diagnose deep endometriosis
- ♦ Learn to assess pelvic anatomy by transvaginal ultrasound and diagnose endometriosis of the anterior and posterior compartments and know how to prepare the patient prior to the ultrasound
- ♦ Discern when to request complementary tests and know which ones are appropriate at any given moment, knowing what information to transmit for the correct evaluation of the patient by other specialties
- ♦ Deepen knowledge of the surgical diagnosis, when it is necessary and how to perform it, knowing how to anticipate possible complications that may arise
- ♦ Apply the usefulness of combined clinical and ultrasound diagnosis with respect to surgical diagnosis, understanding the risks, benefits and application in clinical practice
- ♦ Establish how to do follow-ups with the patient with Endometriosis and how often, as well as which complementary tests are necessary in each case

03

# Course Management

The program includes in its teaching staff leading experts in Endometriosis, who contribute to this specialization the experience of their work. Additionally, other prestigious experts participate in its design and preparation, completing the program in an interdisciplinary manner.



“

*Leading experts in gynecology and obstetrics have come together to share with you all their knowledge in this field”*

## Management



### Dr. Moliner Renau, Belén

- Director of the Endometriosis Unit, Bernabeu Institute
- Head of the Reproductive Medicine Ultrasound Department at the Bernabeu Institute
- Coordinator of the "Image and Fertility" Working Group of the Spanish Fertility Society
- Specialist in Obstetrics and Gynecology via MIR, Clinical University Hospital of Valencia
- PhD in Medicine and Surgery "Cum Laude", University of Valencia
- Master's Degree in Human Reproduction, Rey Juan Carlos University
- Master's Degree in Research Methodology, Autonomous University of Barcelona
- Advanced studies for the use of STATA in biomedical research, Autonomous University of Barcelona
- Expert in Medical Genetics, University of Valencia, Spain
- Master's Degree in Autoimmune Diseases
- University Certificate in Introduction to Regenerative Medicine: Biology and Applications of Human Stem Cells, University of Valencia



## Professors

### **Dr. Rodríguez Arnedo, Adoración**

- ♦ Coordinator of the embryology laboratory at Bernabeu Institute Alicante

### **Dr. Esparza Soria, Alicia**

- ♦ Gynecologist and Obstetrician at Vithas International Medimar Hospital

### **Dr. Herencia Rivero, Alicia**

- ♦ Gynecologist specializing in Reproductive Medicine at Bernabeu Institute in Madrid

### **Dr. López Lozano, Alicia**

- ♦ Nutritionist specialized in Endometriosis and reproductive disorders

### **Dr. Fabregat Reolid, Ana**

- ♦ Director of the Clinical Analysis Department of the Bernabeu Institute
- ♦ PhD in Pharmacy and specialist in Human Reproductive Biology. Bernabeu Institute of Alicante

### **Dr. Fuentes Rozalén, Ana**

- ♦ Doctor specialized in Obstetrics and Gynecology. Master's Degree in Advanced Gynecological Endoscopic Surgery, University of Valencia in 2015. Gynecologist at Bernabeu Institute

### **Dr. Palacios Marqués, Ana**

- ♦ Head of Section, Obstetrics and Gynecology Service, General University Hospital in Alicante. Gynecology at Bernabeu Institute

### **Bernabeu García, Andrea**

- ♦ Co-Medical Director at Bernabeu Institute
- ♦ Coordinator of the Genetic and Reproductive Counseling Unit Bernabeu Institute
- ♦ PhD in Medicine. Specialist in Gynecology and Obstetrics. European Board and College of Obstetrics and Gynecology

### **Dr. Llaneza González, Ángela**

- ♦ Doctor specialized in Obstetrics and Gynecology. Bernabeu Institute of Madrid

### **Dr. Lledo Bosch, Belén**

- ♦ Scientific Director of IBBiotech. Dr. in Biology. Specialist in Medical Genetics

### **Dr. Martín-Ondarza González, Carmen**

- ♦ Head of the Obstetrics and Gynecology Department, Móstoles Hospital. Head of the Gynecological Surgery Section, Bernabeu Institute

### **Dr. Ruiz Piña, Carmen**

- ♦ Assistant physician of Gynecology and Obsterics. Assisted Reproduction Unit. La Fe University Hospital Valencia

### **Dr. Lizán Tudela, César**

- ♦ Specialist in gynecology and obstetrics, University Hospital Clinic in Valencia, Spain
- ♦ Associate Professor, University of Valencia
- ♦ Co-director of the Professional Master's Degree in Assisted Reproduction, UJI

### **Dr. Marco Alacid, Cristian**

- ♦ Specialist in Endocrinology. Alcoy Hospital

### **Dr. García-Ajofrín García-Lago, Cristina**

- ♦ Faculty specialized in Obstetrics and Gynecology. Specialist in reproductive Medicine. Bernabeu Institute. Madrid

### **Dr. Gavilán Cabello, Cristina**

- ♦ Faculty specialized in Obstetrics and Gynecology. Specialist in reproductive Medicine. Bernabeu Institute. Palma de Mallorca

### **Dr. Gomis Md Phd, Cristina**

- ♦ Attending Physician, Gynecology and Obstetrics Service, Clinical Hospital of Valencia

**Dr. De La Torre Pérez, Esperanza**

- ♦ Specialist in Obstetrics and Gynecology. Bernabeu Institute. Madrid

**Dr. Sellers López, Francisco**

- ♦ Director of the Department of Obstetrics and directly responsible for the Ultrasound and Prenatal Diagnosis Section. Bernabeu Institute

**Dr. García Pastor, Irene**

- ♦ Medical Specialist in Radiodiagnosis and head of the Breast Radiology Unit, Marina Baixa Hospital

**Dr. Guerrero Villena, Jaime**

- ♦ Embryologist specialized in oocyte and embryo cryopreservation. In vitro Fertilization Unit supervisor. Bernabeu Institute Alicante

**Dr. Llacer Aparicio, Joaquín**

- ♦ Co-Medical Director of the Reproductive Medicine Department at Bernabeu Institute

**Dr. Ten Morro, Jorge**

- ♦ Director of the Reproductive Biology Operational Unit at Bernabeu Institute
- ♦ Associate Professor, Department of Biotechnology, University of Alicante, Spain

**Dr. Ortiz Salcedo, Jose Antonio**

- ♦ Biochemist Molecular Biologist. IBiotech

**Dr. Castillo Farfán, Juan Carlos**

- ♦ Gynecologist at Bernabeu Institute in Alicante. Specialist in Reproductive Medicine.

**Dr. Mele Olive, Laura**

- ♦ Coordinator of the Gynecological Ultrasound Unit, Arnau de Vilanova de Lleida Hospital

**Dr. Abad De Velasco, Lorenzo**

- ♦ Obstetrics and Gynecology Specialist in Reproductive Medicine Unit, General University Hospital, Valencia, Spain

**Dr. Luque Martínez, Lydia**

- ♦ Director of Bernabeu Institute of Albacete. Specialist in Obstetrics and Gynecology, specializing in Reproductive Medicine

**Dr. Galiana Ivars, María**

- ♦ Services of Anesthesiology and Resuscitation. Alicante General University Hospital

**Dr. Aranda López, Ignacio**

- ♦ Head of Anatomic Pathology Department, General Hospital of Alicante, Spain

**Dr. Romera Agullo, Natalia**

- ♦ General Health Psychologist, Bernabeu Institute

**Dr. Cirillo, Paolo**

- ♦ Gynecologist at Bernabeu Institute

**Dr. Navarro Tellez, Pino**

- ♦ Assistant Physician of the Endocrinology and Nutrition Section, Virgen de los Lirios de Alcoy Hospital
- ♦ Department Director of the Endocrinology Department, Bernabeu Institute

**Dr. Bernabeu Pérez, Rafael**

- ♦ Medical Director of Bernabeu Institute and gynecologist at his clinic in Alicante
- ♦ Director of the Department of Reproductive Medicine of the Faculty of Medicine, Miguel Hernández University of Elche based at the Bernabeu Institute
- ♦ Director of the Department of Community Medicine and Reproductive Health, Miguel Hernández University

**Dr. Martín Díaz, Rodolfo**

- ♦ Head of the Obstetrics and La Quirón Torrevieja Hospital

**Dr. Morales Sabater, Ruth**

- ♦ Pharmacist, Specialist in Genetics and Molecular Biology. IBiotech

**Dr. Romero Saavedra, Ruth**

- ♦ Gynecologist at Bernabeu Institute in Madrid

**Dr. Albero Amoros, Sonia**

- ♦ Gynecologist at Accuna Clinic in Alicante, Spain

**Dr. Muñoz Gil, Sonia**

- ♦ Specialist in Rheumatology. Manises Hospital. Valencia



# 04

## Structure and Content

The structure of the contents has been designed by the best professionals in the field of endometriosis, with extensive experience and recognized prestige in the profession, backed by the volume of cases reviewed, studied and worked on, and with great command of new technologies applied to teaching.

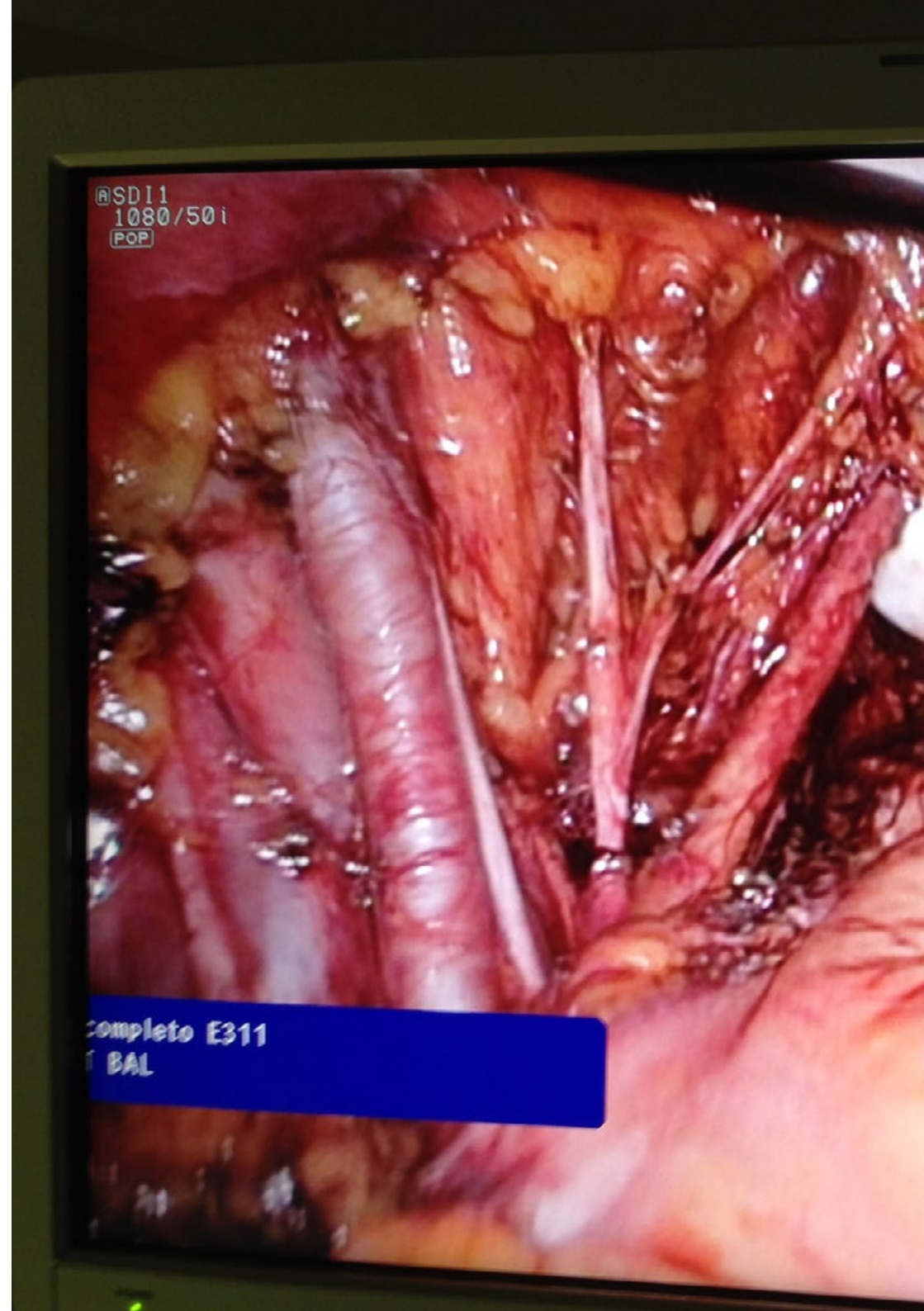


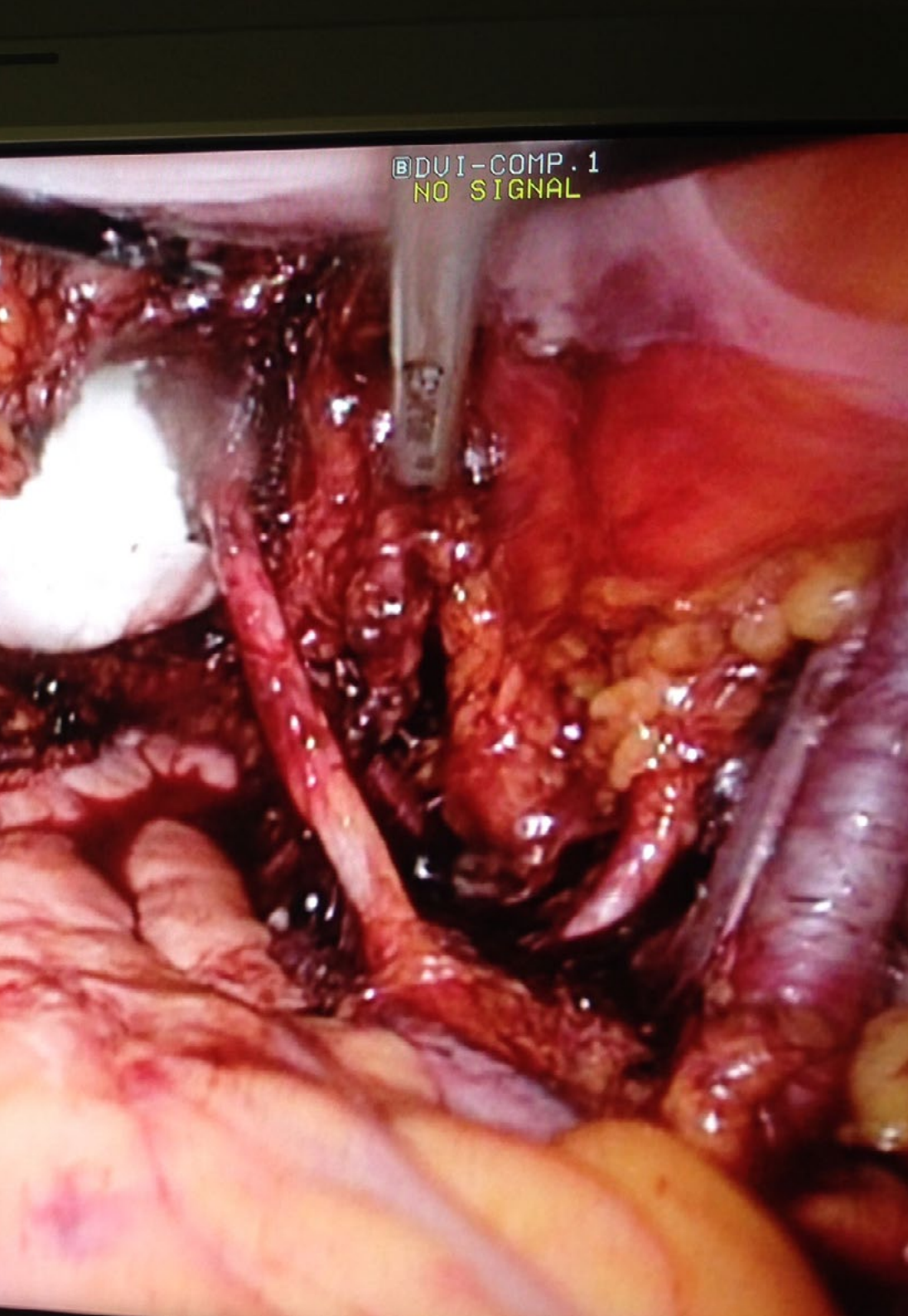
“

*This Postgraduate Diploma contains the most complete and up-to-date scientific program on the market, making it your best study option"*

## Module 1. Epidemiological, Etiological and Pathophysiological Aspects of Endometriosis

- 1.1. Introduction to Endometriosis
  - 1.1.1. History of Endometriosis
  - 1.1.2. Retrograde Menstruation Theory
  - 1.1.3. Definition of Endometriosis
- 1.2. Epidemiology of Endometriosis
  - 1.2.1. Data Accuracy
  - 1.2.2. Evolution of Published Articles
  - 1.2.3. Population Studies. Prevalence and Incidence
- 1.3. Etiopathogenesis of Endometriosis
  - 1.3.1. Susceptibility of the Individual
  - 1.3.2. Theories of the Origin of Endometriotic Cells
  - 1.3.3. Changes in the Environment
- 1.4. Pathophysiology of Endometriosis
  - 1.4.1. Estrogen Dominance
  - 1.4.2. Progesterone Resistance
  - 1.4.3. Localized Inflammatory Response
- 1.5. Genetic Aspects Related to Endometriosis
  - 1.5.1. Basic Concepts of Genetics
  - 1.5.2. Hereditary Genetic Aspects
  - 1.5.3. Somatic Genetic Aspects
- 1.6. Risk Factors. Aspects of Epigenetics
  - 1.6.1. Basic Concepts of Epigenetics
  - 1.6.2. MicroRNA
  - 1.6.3. Histone Modification
- 1.7. Immunological Aspects Involved in the Origin and Development of the Disease
  - 1.7.1. Immune System in the Menstrual Cycle
  - 1.7.2. Macrophages and Endometriosis
  - 1.7.3. T and B Lymphocytes in Endometriosis
- 1.8. Pathological Anatomy of Endometriosis
  - 1.8.1. Invasion of Lesions
  - 1.8.2. Types of Lesions in Peritoneal Endometriosis





- 1.9. Quality of Life of the Endometriosis Patient
  - 1.9.1. Symptoms and Patient Perceptions
- 1.10. How to Perform an Anamnesis in the Patient with Suspected Endometriosis

### Module 2. Clinical Evaluation of the Endometriosis Patient

- 2.1. Dysmenorrhea
- 2.2. Hypermenorrhea and Dysfunctional Uterine Hemorrhages
- 2.3. Chronic Pelvic Pain
- 2.4. Urinary Disorders
- 2.5. Gastrointestinal Disorders
- 2.6. Extraperitoneal Symptoms
- 2.7. Migraine
- 2.8. Fatigue
- 2.9. Psychological Disorders

### Module 3. Diagnosis of Endometriosis

- 3.1. Delayed Diagnosis of Endometriosis
- 3.2. Diagnosis Depending on the Age of the Patient
  - 3.2.1. Child Age
  - 3.2.2. Fertile Age
  - 3.2.3. Post-Menopause
- 3.3. Clinical Diagnosis
- 3.4. Basic Aspects of Two- and Three-Dimensional Ultrasonography
- 3.5. Ultrasound Diagnosis of Adnexal Endometriosis
  - 3.5.1. Hydrosalpinx/Tubal Endometriosis
  - 3.5.2. Ovarian Endometrioma
- 3.6. Ultrasound Diagnosis of Deep Endometriosis
  - 3.6.1. Endometriosis of the Recto-Vaginal Septum
- 3.7. Complementary Tests
- 3.8. Surgical Diagnosis
- 3.9. Combined Diagnostics
- 3.10. Follow-Up of the Endometriosis Patient

05

# Methodology

This academic program offers students a different way of learning. Our methodology uses a cyclical learning approach: **Relearning**.

This teaching system is used, for example, in the most prestigious medical schools in the world, and major publications such as the **New England Journal of Medicine** have considered it to be one of the most effective.





“

*Discover Relearning, a system that abandons conventional linear learning, to take you through cyclical teaching systems: a way of learning that has proven to be extremely effective, especially in subjects that require memorization"*

## At TECH we use the Case Method

What should a professional do in a given situation? Throughout the program, students will face multiple simulated clinical cases, based on real patients, in which they will have to do research, establish hypotheses, and ultimately resolve the situation. There is an abundance of scientific evidence on the effectiveness of the method. Specialists learn better, faster, and more sustainably over time.

*With TECH you will experience a way of learning that is shaking the foundations of traditional universities around the world.*



According to Dr. Gérvas, the clinical case is the annotated presentation of a patient, or group of patients, which becomes a "case", an example or model that illustrates some peculiar clinical component, either because of its teaching power or because of its uniqueness or rarity. It is essential that the case is based on current professional life, trying to recreate the real conditions in the physician's professional practice.

“

*Did you know that this method was developed in 1912, at Harvard, for law students? The case method consisted of presenting students with real-life, complex situations for them to make decisions and justify their decisions on how to solve them. In 1924, Harvard adopted it as a standard teaching method”*

The effectiveness of the method is justified by four fundamental achievements:

1. Students who follow this method not only achieve the assimilation of concepts, but also a development of their mental capacity, through exercises that evaluate real situations and the application of knowledge.
2. Learning is solidly translated into practical skills that allow the student to better integrate into the real world.
3. Ideas and concepts are understood more efficiently, given that the example situations are based on real-life.
4. Students like to feel that the effort they put into their studies is worthwhile. This then translates into a greater interest in learning and more time dedicated to working on the course.



## Relearning Methodology

At TECH we enhance the case method with the best 100% online teaching methodology available: Relearning.

This university is the first in the world to combine the study of clinical cases with a 100% online learning system based on repetition, combining a minimum of 8 different elements in each lesson, a real revolution with respect to the mere study and analysis of cases.

*Professionals will learn through real cases and by resolving complex situations in simulated learning environments. These simulations are developed using state-of-the-art software to facilitate immersive learning.*



At the forefront of world teaching, the Relearning method has managed to improve the overall satisfaction levels of professionals who complete their studies, with respect to the quality indicators of the best online university (Columbia University).

With this methodology, more than 250,000 physicians have been trained with unprecedented success in all clinical specialties regardless of surgical load. Our pedagogical methodology is developed in a highly competitive environment, with a university student body with a strong socioeconomic profile and an average age of 43.5 years old.

*Relearning will allow you to learn with less effort and better performance, involving you more in your specialization, developing a critical mindset, defending arguments, and contrasting opinions: a direct equation to success.*

In our program, learning is not a linear process, but rather a spiral (learn, unlearn, forget, and re-learn). Therefore, we combine each of these elements concentrically.

The overall score obtained by TECH's learning system is 8.01, according to the highest international standards.



This program offers the best educational material, prepared with professionals in mind:



#### Study Material

All teaching material is produced by the specialists who teach the course, specifically for the course, so that the teaching content is highly specific and precise.

These contents are then applied to the audiovisual format, to create the TECH online working method. All this, with the latest techniques that offer high quality pieces in each and every one of the materials that are made available to the student.



#### Surgical Techniques and Procedures on Video

TECH introduces students to the latest techniques, the latest educational advances and to the forefront of current medical techniques. All of this in direct contact with students and explained in detail so as to aid their assimilation and understanding. And best of all, you can watch the videos as many times as you like.



#### Interactive Summaries

The TECH team presents the contents attractively and dynamically in multimedia lessons that include audio, videos, images, diagrams, and concept maps in order to reinforce knowledge.

This exclusive educational system for presenting multimedia content was awarded by Microsoft as a "European Success Story".



#### Additional Reading

Recent articles, consensus documents and international guidelines, among others. In TECH's virtual library, students will have access to everything they need to complete their course.





#### Expert-Led Case Studies and Case Analysis

Effective learning ought to be contextual. Therefore, TECH presents real cases in which the expert will guide students, focusing on and solving the different situations: a clear and direct way to achieve the highest degree of understanding.



#### Testing & Retesting

We periodically evaluate and re-evaluate students' knowledge throughout the program, through assessment and self-assessment activities and exercises, so that they can see how they are achieving their goals.



#### Classes

There is scientific evidence on the usefulness of learning by observing experts. The system known as Learning from an Expert strengthens knowledge and memory, and generates confidence in future difficult decisions.



#### Quick Action Guides

TECH offers the most relevant contents of the course in the form of worksheets or quick action guides. A synthetic, practical, and effective way to help students progress in their learning.



# 06 Certificate

The Postgraduate Diploma in Clinical Evaluation and Diagnosis of Endometriosis guarantees you, in addition to the most rigorous and up-to-date training, access to a Postgraduate Diploma issued by TECH Global University.





“

*Successfully complete this program  
and receive your university degree  
without travel or laborious paperwork”*

This program will allow you to obtain your **Postgraduate Diploma in Clinical Evaluation and Diagnosis of Endometriosis** endorsed by **TECH Global University**, the world's largest online university.

**TECH Global University** is an official European University publicly recognized by the Government of Andorra ([official bulletin](#)). Andorra is part of the European Higher Education Area (EHEA) since 2003. The EHEA is an initiative promoted by the European Union that aims to organize the international training framework and harmonize the higher education systems of the member countries of this space. The project promotes common values, the implementation of collaborative tools and strengthening its quality assurance mechanisms to enhance collaboration and mobility among students, researchers and academics.

This **TECH Global University** title is a European program of continuing education and professional updating that guarantees the acquisition of competencies in its area of knowledge, providing a high curricular value to the student who completes the program.

Title: **Postgraduate Diploma in Clinical Evaluation and Diagnosis of Endometriosis**

Modality: **online**

Duration: **6 months**

Accreditation: **18 ECTS**



\*Apostille Convention. In the event that the student wishes to have their paper Diploma issued with an apostille, TECH Global University will make the necessary arrangements to obtain it, at an additional cost.

future  
health confidence people  
education information tutors  
guarantee accreditation teaching  
institutions technology learning  
community commitment  
personalized service innovation  
knowledge present  
online training  
development language  
virtual classroom



**Postgraduate Diploma**  
Clinical Evaluation  
and Diagnosis of  
Endometriosis

- » Modality: online
- » Duration: 6 months
- » Certificate: TECH Global University
- » Credits: 18 ECTS
- » Schedule: at your own pace
- » Exams: online

# Postgraduate Diploma

## Clinical Evaluation and Diagnosis of Endometriosis

