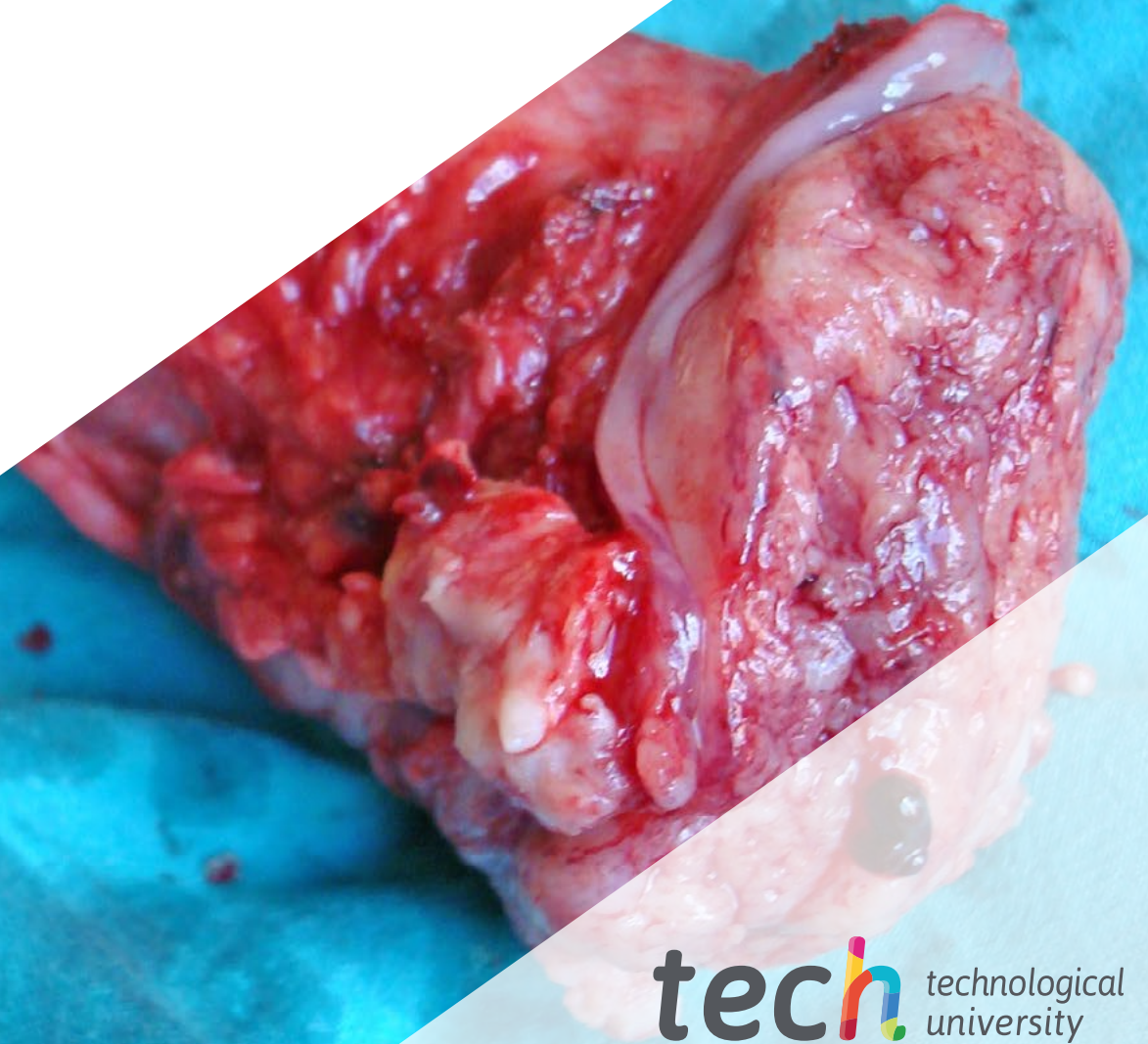


Postgraduate Diploma Cervical Cancer





Postgraduate Diploma Cervical Cancer

- » Modality: online
- » Duration: 6 months
- » Certificate: TECH Technological University
- » Dedication: 16h/week
- » Schedule: at your own pace
- » Exams: online

Website: www.techtitute.com/pk/medicine/postgraduate-diploma/postgraduate-diploma-cervical-cancer

Index

01

Introduction

p. 4

02

Objectives

p. 8

03

Structure and Content

p. 12

04

Methodology

p. 16

05

Certificate

p. 24

01

Introduction

Cervical cancer is the most common cancer in women of reproductive age and one of the most common cancers globally in developing countries. For its correct diagnosis and treatment, professionals must be highly skilled in the management of this disease. This program offers specialists the opportunity to update their knowledge in a practical way using the latest educational technology tailored to their needs.





“

New circumstances in gynecologic oncology have pushed us to develop new educational programs that meet the real needs of experienced professionals, so that they can incorporate the latest advances into their daily practice"

The high prevalence of recurrent cervical HPV infection in women makes this disease a major public health risk. Furthermore, cervical cancer is one of the only cancers that can be effectively prevented primarily through the use of prophylactic vaccines and secondly through screening techniques such as cervical cytology and HPV detection.

Thorough knowledge of the disease is essential both for general practitioners in terms of prevention and for specialist physicians providing treatment after an accurate diagnosis. It is, therefore, important for the professional to have in-depth knowledge of this disease, how to prevent it and how to manage it in case of failed prevention, but it is hard to find specific programs in this area.

By obtaining this Postgraduate Diploma, professionals can improve their understanding, help prevent disease, and establish their credentials in the field of cervical pathology and cervical cancer.

In short, thanks to this Postgraduate Diploma, the student will be able to conceptually manage the principles of tumor biology and targeted medical treatments, as well as all issues related to the diagnosis and treatment of cervical tumors in women.

This **Postgraduate Diploma in Cervical Cancer** contains the most complete and up-to-date scientific program on the market. Its most notable features are:

- ♦ The examination of clinical cases, recorded with POV (Point of View) systems from different angles, presented by experts in gynecology and other disciplines
- ♦ Graphic, schematic, and eminently practical contents providing scientific and practical information on the disciplines that are essential for professional practice
- ♦ The presentation of practical workshops on procedures and techniques
- ♦ An algorithm-based interactive learning system for decision-making in the clinical situations presented throughout the program
- ♦ Action protocols and clinical practice guidelines, which cover the most important modern developments in this specialist area
- ♦ All of this will be complemented by theoretical lessons, questions to the expert, debate forums on controversial topics, and assignments for individual reflection
- ♦ Special emphasis on test-based medicine and research methodologies in oncology
- ♦ Content that is accessible from any fixed or portable device with an Internet connection



This Postgraduate Diploma will allow you to learn about the latest advances in Cervical Cancer, using the latest educational technology"

“ *This Postgraduate Diploma may be the best investment you can make in the selection of a refresher program for two reasons: in addition to updating your knowledge on Cervical Cancer, you will obtain a Postgraduate Diploma from TECH Technological University*”

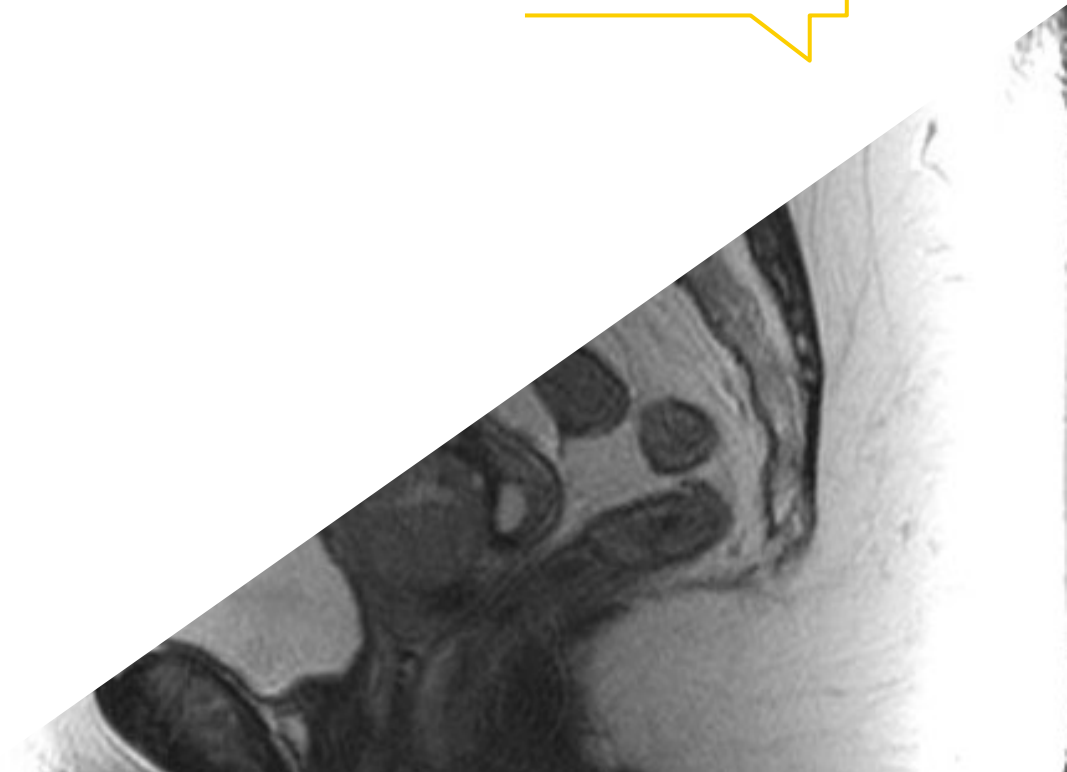
The teaching staff includes a team of renowned gynecologists and oncologists, who bring their professional experience to this program, in addition to recognized specialists belonging to leading scientific societies.

The multimedia content developed with the latest educational technology will provide the professional with situated and contextual learning, i.e., a simulated environment that will provide an immersive program to prepare for real situations.

This program is designed around Problem-Based Learning, whereby specialists must try to solve the different professional practice situations that arise throughout the program. To do this, they will be assisted by an innovative, interactive video system created by renowned and experienced experts in the field of gynecology and oncology with extensive teaching experience.

Incorporate the latest developments in the approach to Cervical Cancer into your daily practice and improve the prognosis of your patients.

Seize this opportunity and take the next step to get up to date on the latest developments in cervical cancer treatments.



02 Objectives

The main objective is to cover advances in the approach to Cervical Cancer, ensuring that the specialist can update their knowledge in a practical way, with the latest educational technology and adapting the educational process to their real needs.





“

This program will give you a sense of assurance when making decisions about Cervical Cancer, and will help you grow both professionally”



General Objective

- ♦ Gain up-to-date, specialist knowledge on the procedures and techniques Cervical Cancer treatment, incorporating the latest advances in order to enhance daily medical practice

“

Make the most of this opportunity and take the next step to get up to date on the latest developments in Cervical Cancer”





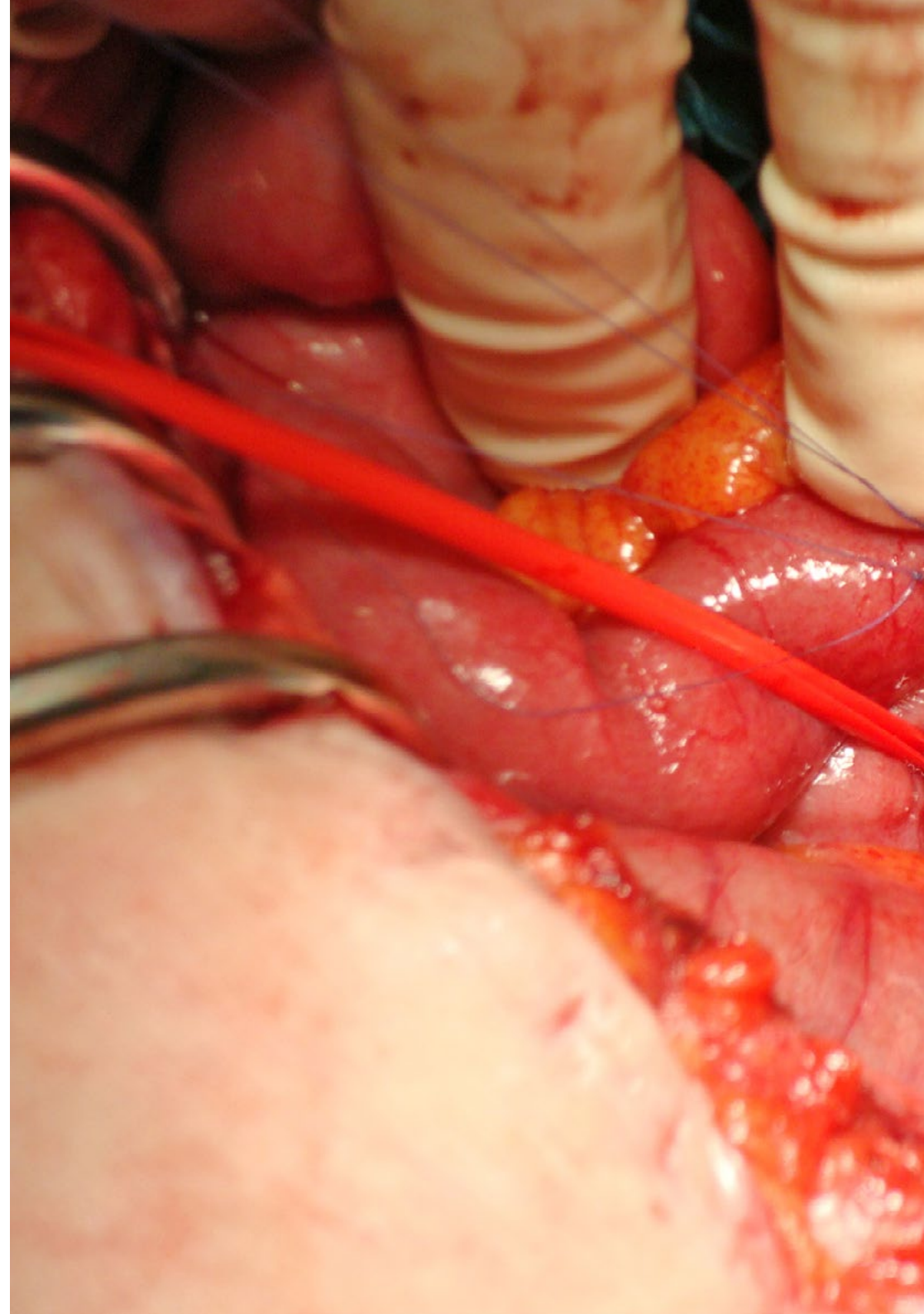
Specific Objectives

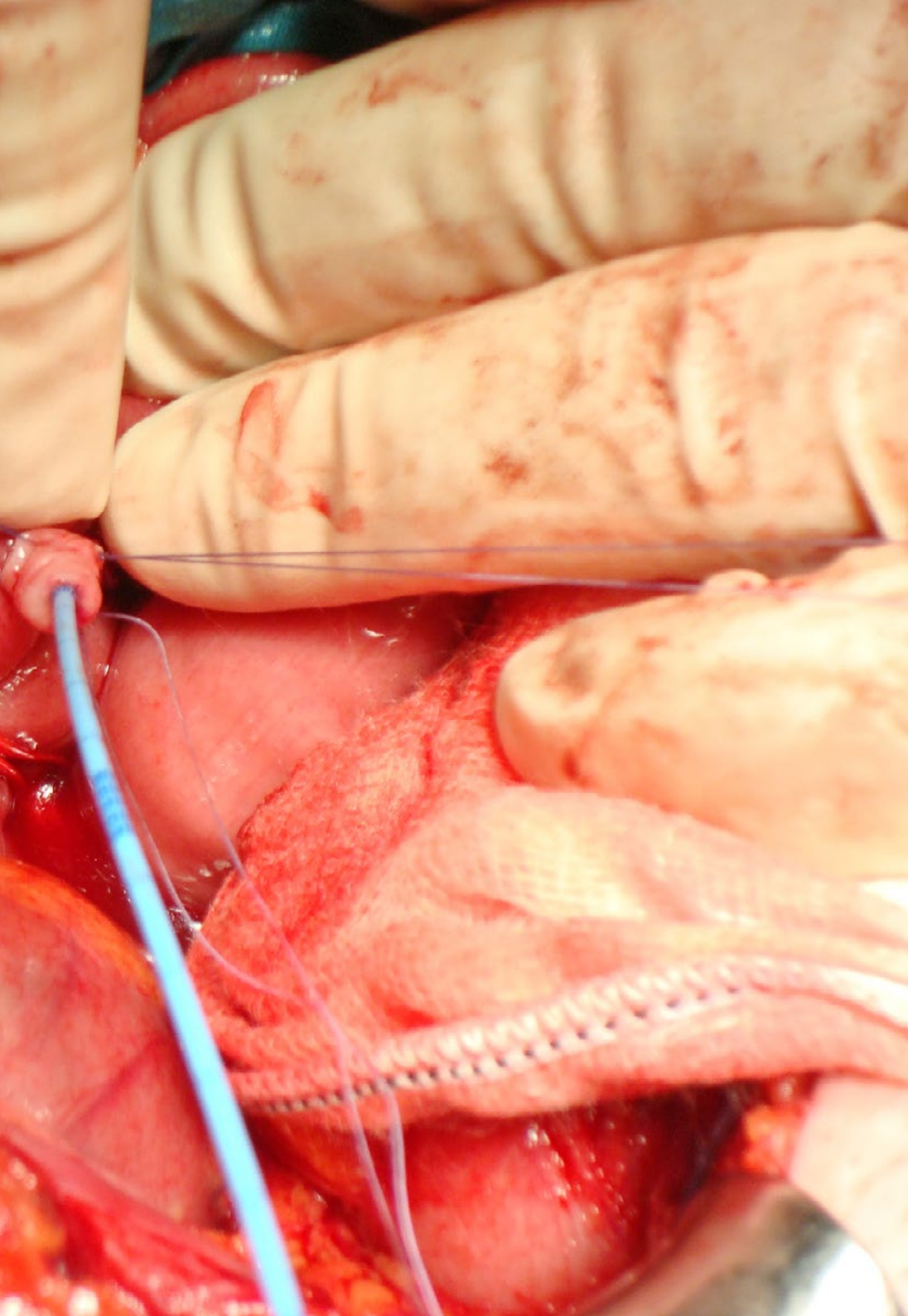
Module 1. Biological Principles of Cancer

- ♦ Recognize and understand the molecular bases of carcinogenesis as well as its development and metastasis production
- ♦ Define the basis of cellular growth regulation
- ♦ Understand the role of carcinogens in the formation of genital cancer
- ♦ Gain up-to-date knowledge of cancer genetics
- ♦ Understand the cellular mechanisms of programmed cell death and apoptosis and their interaction with malignant pathology
- ♦ Interpret the mechanisms of cancer production and distant metastasis at a molecular level
- ♦ Identify the origins of genetic disorders that provoke cancer
- ♦ Identify the epigenetic changes and oncogenes related to genital tract tumor pathology
- ♦ Explain the tumor neoformation mechanisms in blood vessels
- ♦ Recognize respiratory symptoms, such as those caused by pleural effusion, in the treatment of gynecologic cancer

Module 2. Principles of Chemotherapy, Adverse Effects and New Therapies

- ♦ Identify the essentials for the use of chemotherapy in gynecologic oncology as well as adverse effects and complications
- ♦ Identify the basic factors involved in chemotherapy
- ♦ Highlight the influence of chemotherapy in the cellular cycle
- ♦ Identify the action mechanisms of antineoplastic agents
- ♦ Recognize the mechanisms for the resistance to medical treatments for gynecologic cancer
- ♦ Gain up-to-date knowledge of toxicity and side effects
- ♦ Review the available antineoplastic drugs and their characteristics
- ♦ Identify cases in which patient observation can be used without using adjuvant treatment
- ♦ Understand the role of new tests such as positron emission tomography for cervical cancer
- ♦ Evaluate the role of tumor markers such as the Squamous Cell Carcinoma (SCC) Antigen
- ♦ Acquire up-to-date knowledge of the role of laparoscopy in performing a radical hysterectomy and the para-aortic lymphadenectomy for non-early tumor stages
- ♦ Evaluate the use of medical and surgical therapy in metastatic, recurrent or persistent illness
- ♦ Study and analyze the postoperative care of patients for early identification of any complications
- ♦ Appropriately assess the role of chemotherapy in gestational trophoblastic disease
- ♦ Manage the progression of pelvic tumor disease in the most effective way





Module 3. Cervical Cancer I

- ♦ Identify pre-invasive pathologies of the cervix and correctly apply early diagnosis methods
- ♦ Study laparoscopic removal of pelvic sentinel lymph nodes
- ♦ Determine the etiology and etiopathogenesis of cervical cancer and its stages of development
- ♦ Gain up-to-date knowledge of the various diagnostic imaging techniques for cervical cancer such as magnetic resonance and scanning
- ♦ Acquire up-to-date knowledge of the treatment for preinvasive cervical lesions including surgery and immunotherapy
- ♦ Identify the role of the sentinel node in cervical cancer and the pelvic sentinel node labeled with indocyanine green
- ♦ Gain up-to-date knowledge of the use of concurrent and neoadjuvant chemotherapy in cervical cancer
- ♦ Compare the characteristics of squamous cell carcinoma and cervical adenocarcinoma

Module 4. Cervical Cancer II

- ♦ Classify and treat cervical cancers in the most appropriate way
- ♦ Know the risk factors for contracting the human papillomavirus
- ♦ Review the application of techniques for early diagnosis of cervical cancer and hereditary-familial diseases affecting the cervix
- ♦ Evaluate the role of FIGO and TNM classification in cervical cancer and its prognostic role
- ♦ Review the different invasive surgical techniques for cervical cancer, especially the different types of radical hysterectomy with or without nerve preservation
- ♦ Identify the indications of chemotherapy and radiotherapy in cervical cancer
- ♦ Gain up-to-date knowledge of the invasive cervical adenocarcinoma and adenocarcinoma in situ

03

Structure and Content

The syllabus has been designed by a team of professionals aware of the importance of up-to-date medical education on gynecologic oncology treatments, who are committed to excellent teaching using new educational technologies.



A microscopic view of cells, likely from a Pap smear, showing several purple-stained nuclei and some brownish structures. The image is partially obscured by a dark blue diagonal overlay.

“

This Postgraduate Diploma in Cervical Cancer contains the most complete and up-to-date scientific program on the market”

Module 1. Biological Principles of Cancer

- 1.1. Cell Growth Regulation
- 1.2. Carcinogenesis and Carcinogens
- 1.3. Genetics of Cancer
- 1.4. Mechanisms of Apoptosis and Programmed Cell Death
- 1.5. Molecular Mechanisms of Cancer Production and Metastasis
- 1.6. Origin of Genetic Alterations
- 1.7. Epigenetic Changes and Oncogenes
- 1.8. Angiogenesis

Module 2. Principles of Chemotherapy, Adverse Effects and New Therapies

- 2.1. Introduction
- 2.2. Justification for the Use of Chemotherapy
- 2.3. Development of Cancer and the Influence of Chemotherapy
 - 2.3.1. Tumor Growth
 - 2.3.2. Cellular Cycle
 - 2.3.3. Specific Drugs for Each of the Cellular Phases
- 2.4. Factors that Influence Treatment
 - 2.4.1. Tumor Characteristics
 - 2.4.2. Patient Tolerance
 - 2.4.3. Treatment Objectives
 - 2.4.4. Pharmacological Factors and Administration Routes
- 2.5. Principles of Drug Resistance
- 2.6. Combined Therapies
- 2.7. Treatment or Dose Adjustments
- 2.8. Drug Toxicity
- 2.9. General Management of Chemotherapy Side Effects and Complications

- 2.10. Antineoplastic Agents in Gynecology
 - 2.10.1. Alkylating Agents
 - 2.10.2. Antibiotics
 - 2.10.3. Antimetabolites
 - 2.10.4. Plant Alkaloids
 - 2.10.5. Topoisomerase 1 Inhibitors
 - 2.10.6. Antiangiogenic Drugs
 - 2.10.7. PARP Inhibitors
 - 2.10.8. Tyrosine Kinase Inhibitors
 - 2.10.9. Other Drugs
- 2.11. Future Indications

Module 3. Cervical Cancer I

- 3.1. Epidemiology and Etiopathogenesis of the Disease
- 3.2. Precancerous Lesions and the Evolutionary Process
- 3.3. Risk Factors for Contracting the Disease
- 3.4. Notions about Cervical Pathology and HPV
- 3.5. Normal Colposcopy and Vulvoscopy
- 3.6. Abnormal Colposcopy and Vulvoscopy
- 3.7. Cervical Cancer Screening
- 3.8. Hereditary Carcinoma
- 3.9. Forms of Presentation in Anatomical Pathology
- 3.10. Diagnostic Process: Imaging Tests and Tumor Markers
- 3.11. Role of New Technologies such as PET-CT
- 3.12. FIGO and TNM Classification for Cervical Carcinoma



Module 4. Cervical Cancer II

- 4.1. Treatment of Cervical Intraepithelial Neoplasia (CIN)
 - 4.1.1. CIN Surgery
 - 4.1.2. CIN Immunotherapy
- 4.2. Treatment of Invasive Cervical Cancer
 - 4.2.1. Radical Hysterectomy with Nerve Preservation
 - 4.2.2. Less Radical Hysterectomy
 - 4.2.3. Radical Endoscopic Hysterectomy
 - 4.2.4. Selective Sentinel Node Biopsy
 - 4.2.5. Para-Aortic Advanced Stage Lymphadenectomy Staging
- 4.3. Radiotherapy and Chemotherapy
 - 4.3.1. Concurrent Chemoradiotherapy
 - 4.3.2. Enhanced Forms of Radiotherapy
 - 4.3.3. Forms of Chemotherapy for Concurrent Treatment
 - 4.3.4. Preoperative Chemoradiotherapy
 - 4.3.5. Adjuvant Therapy after a Radical Hysterectomy
 - 4.3.6. Neoadjuvant Chemotherapy
 - 4.3.7. Adjuvant Therapy after Neoadjuvant and Previous Surgery
- 4.4. Treatment of Metastasis, Recurrent or Persistent Disease
 - 4.4.1. Surgical Management
 - 4.4.2. Chemotherapy
- 4.5. Management of Cervical Adenocarcinoma



A unique, key and decisive academic experience to boost your professional development"

04

Methodology

This academic program offers students a different way of learning. Our methodology uses a cyclical learning approach: **Relearning**.

This teaching system is used, for example, in the most prestigious medical schools in the world, and major publications such as the **New England Journal of Medicine** have considered it to be one of the most effective.



“

Discover Relearning, a system that abandons conventional linear learning, to take you through cyclical teaching systems: a way of learning that has proven to be extremely effective, especially in subjects that require memorization"

At TECH we use the Case Method

What should a professional do in a given situation? Throughout the program, students will face multiple simulated clinical cases, based on real patients, in which they will have to do research, establish hypotheses, and ultimately resolve the situation. There is an abundance of scientific evidence on the effectiveness of the method. Specialists learn better, faster, and more sustainably over time.

With TECH you will experience a way of learning that is shaking the foundations of traditional universities around the world.



According to Dr. Gérvas, the clinical case is the annotated presentation of a patient, or group of patients, which becomes a "case", an example or model that illustrates some peculiar clinical component, either because of its teaching power or because of its uniqueness or rarity. It is essential that the case is based on current professional life, trying to recreate the real conditions in the physician's professional practice.

“

Did you know that this method was developed in 1912, at Harvard, for law students? The case method consisted of presenting students with real-life, complex situations for them to make decisions and justify their decisions on how to solve them. In 1924, Harvard adopted it as a standard teaching method”

The effectiveness of the method is justified by four fundamental achievements:

1. Students who follow this method not only achieve the assimilation of concepts, but also a development of their mental capacity, through exercises that evaluate real situations and the application of knowledge.
2. Learning is solidly translated into practical skills that allow the student to better integrate into the real world.
3. Ideas and concepts are understood more efficiently, given that the example situations are based on real-life.
4. Students like to feel that the effort they put into their studies is worthwhile. This then translates into a greater interest in learning and more time dedicated to working on the course.



Relearning Methodology

At TECH we enhance the case method with the best 100% online teaching methodology available: Relearning.

This university is the first in the world to combine the study of clinical cases with a 100% online learning system based on repetition, combining a minimum of 8 different elements in each lesson, a real revolution with respect to the mere study and analysis of cases.

Professionals will learn through real cases and by resolving complex situations in simulated learning environments. These simulations are developed using state-of-the-art software to facilitate immersive learning.



At the forefront of world teaching, the Relearning method has managed to improve the overall satisfaction levels of professionals who complete their studies, with respect to the quality indicators of the best online university (Columbia University).

With this methodology, more than 250,000 physicians have been trained with unprecedented success in all clinical specialties regardless of surgical load. Our pedagogical methodology is developed in a highly competitive environment, with a university student body with a strong socioeconomic profile and an average age of 43.5 years old.

Relearning will allow you to learn with less effort and better performance, involving you more in your specialization, developing a critical mindset, defending arguments, and contrasting opinions: a direct equation to success.

In our program, learning is not a linear process, but rather a spiral (learn, unlearn, forget, and re-learn). Therefore, we combine each of these elements concentrically.

The overall score obtained by TECH's learning system is 8.01, according to the highest international standards.



This program offers the best educational material, prepared with professionals in mind:



Study Material

All teaching material is produced by the specialists who teach the course, specifically for the course, so that the teaching content is highly specific and precise.

These contents are then applied to the audiovisual format, to create the TECH online working method. All this, with the latest techniques that offer high quality pieces in each and every one of the materials that are made available to the student.



Surgical Techniques and Procedures on Video

TECH introduces students to the latest techniques, the latest educational advances and to the forefront of current medical techniques. All of this in direct contact with students and explained in detail so as to aid their assimilation and understanding. And best of all, you can watch the videos as many times as you like.



Interactive Summaries

The TECH team presents the contents attractively and dynamically in multimedia lessons that include audio, videos, images, diagrams, and concept maps in order to reinforce knowledge.

This exclusive educational system for presenting multimedia content was awarded by Microsoft as a "European Success Story".



Additional Reading

Recent articles, consensus documents and international guidelines, among others. In TECH's virtual library, students will have access to everything they need to complete their course.





Expert-Led Case Studies and Case Analysis

Effective learning ought to be contextual. Therefore, TECH presents real cases in which the expert will guide students, focusing on and solving the different situations: a clear and direct way to achieve the highest degree of understanding.



Testing & Retesting

We periodically evaluate and re-evaluate students' knowledge throughout the program, through assessment and self-assessment activities and exercises, so that they can see how they are achieving their goals.



Classes

There is scientific evidence on the usefulness of learning by observing experts. The system known as Learning from an Expert strengthens knowledge and memory, and generates confidence in future difficult decisions.



Quick Action Guides

TECH offers the most relevant contents of the course in the form of worksheets or quick action guides. A synthetic, practical, and effective way to help students progress in their learning.



05

Certificate

The Postgraduate Diploma in Cervical Cancer guarantees students, in addition to the most rigorous and up-to-date education, access to a Postgraduate Diploma issued by TECH Technological University.





“

*Successfully complete this program
and receive your university degree
without travel or laborious paperwork”*

This **Postgraduate Diploma in Cervical Cancer** contains the most complete and updated scientific program on the market.

After the student has passed the assessments, they will receive their corresponding **Postgraduate Diploma** issued by **TECH Technological University** via tracked delivery*.

The certificate issued by **TECH Technological University** will reflect the qualification obtained in the Postgraduate Diploma, and meets the requirements commonly demanded by labor exchanges, competitive examinations, and professional career evaluation committees.

Title: **Postgraduate Diploma in Cervical Cancer**

Official N° of hours: **550 h.**



*Apostille Convention. In the event that the student wishes to have their paper certificate issued with an apostille, TECH EDUCATION will make the necessary arrangements to obtain it, at an additional cost.

future
health confidence people
education information tutors
guarantee accreditation teaching
institutions technology learning
community commitment
personalized service innovation
knowledge present quality
development languages
virtual classroom



Postgraduate Diploma Cervical Cancer

- » Modality: **online**
- » Duration: **6 months**
- » Certificate: **TECH Technological University**
- » Dedication: **16h/week**
- » Schedule: **at your own pace**
- » Exams: **online**

Postgraduate Diploma Cervical Cancer

