

# Postgraduate Diploma

## Cervical Cancer Screening and its Effects





## Postgraduate Diploma Cervical Cancer Screening and its Effects

- » Modality: online
- » Duration: 6 months
- » Certificate: TECH Global University
- » Credits: 19 ECTS
- » Schedule: at your own pace
- » Exams: online

Website: [www.techtute.com/us/medicine/postgraduate-diploma/postgraduate-diploma-cervical-cancer-screening-effects](http://www.techtute.com/us/medicine/postgraduate-diploma/postgraduate-diploma-cervical-cancer-screening-effects)

# Index

01

Presentation

---

*p. 4*

02

Objectives

---

*p. 8*

03

Course Management

---

*p. 12*

04

Structure and Content

---

*p. 16*

05

Methodology

---

*p. 22*

06

Certificate

---

*p. 30*

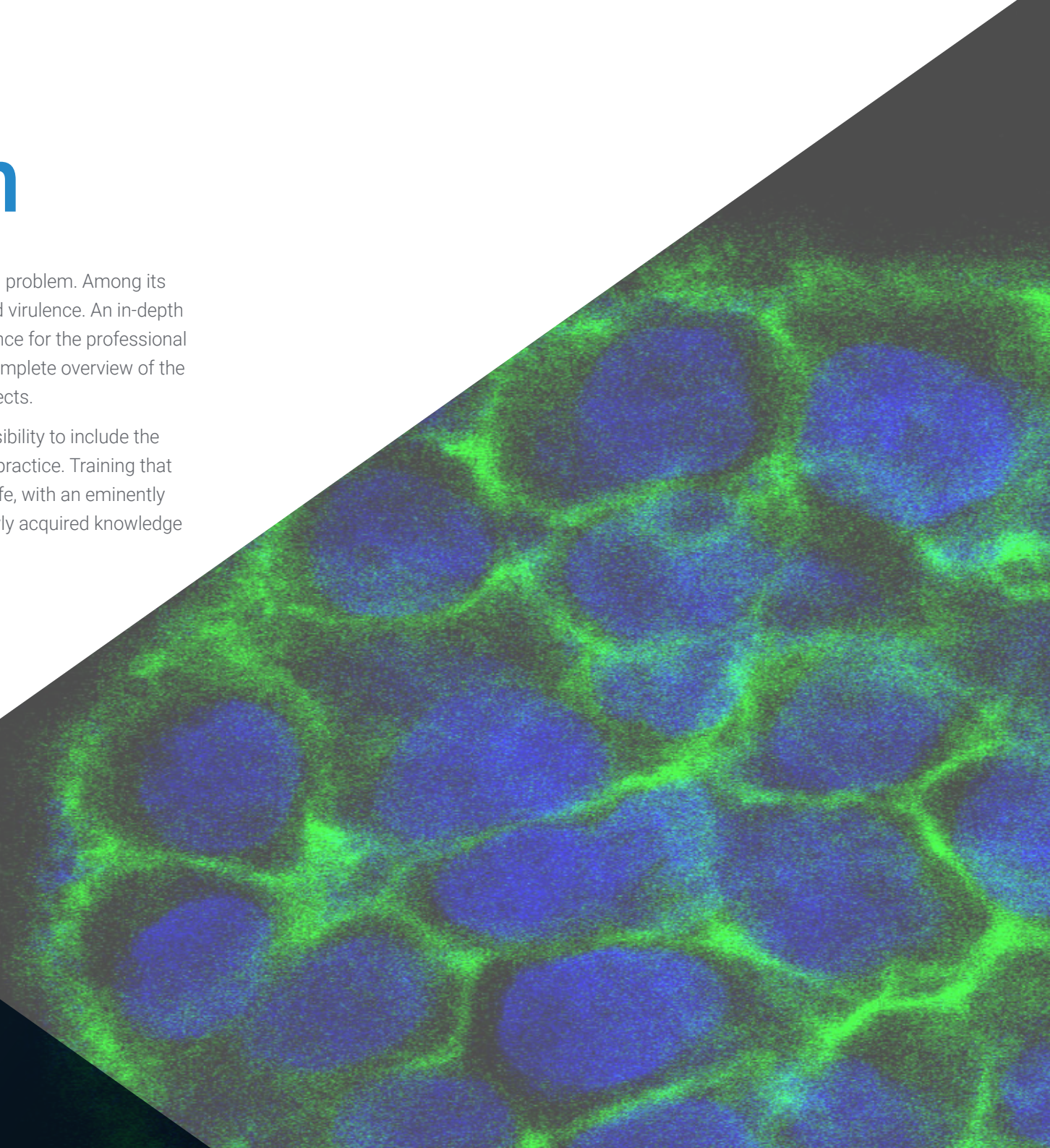


# 01

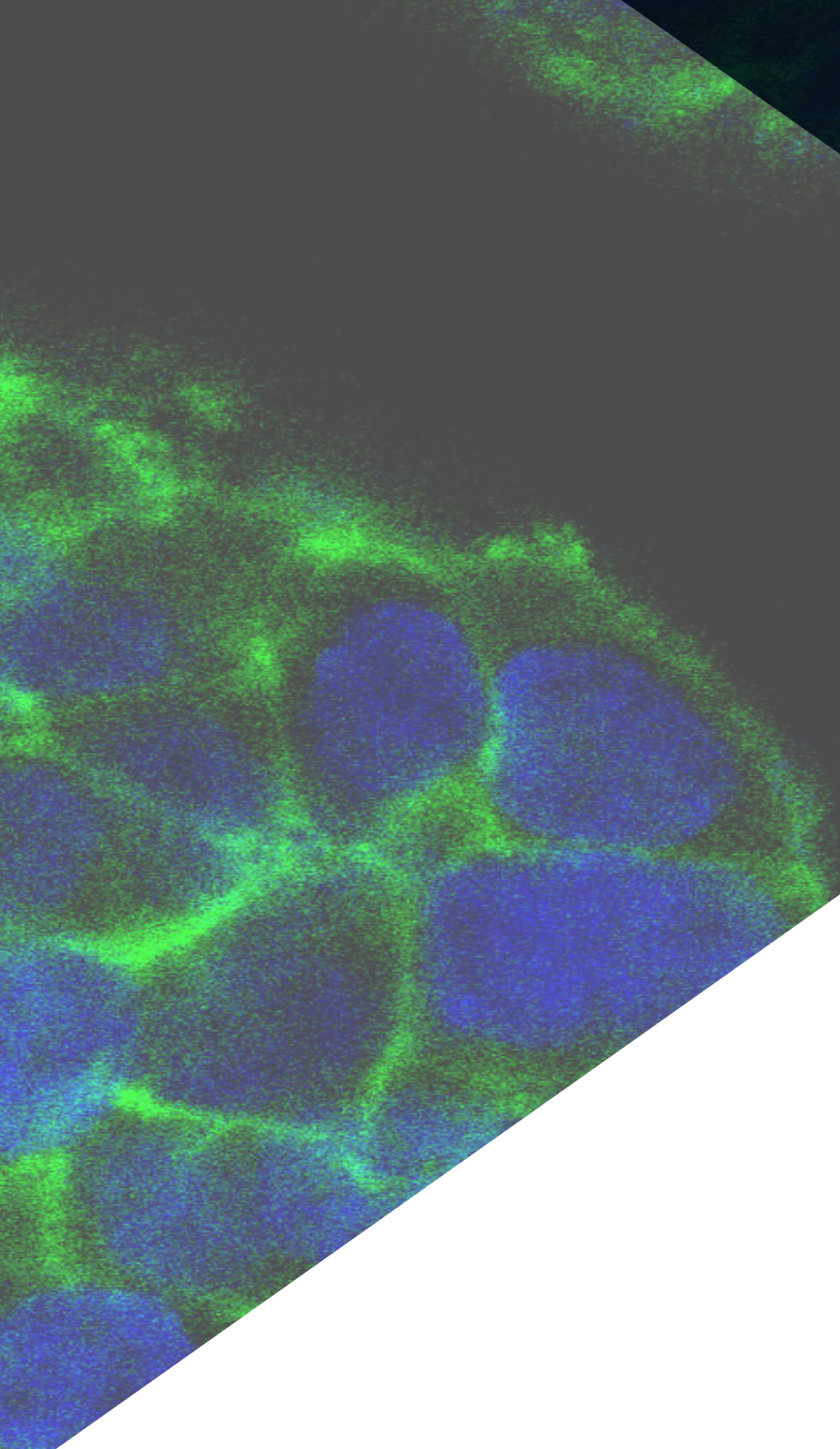
# Presentation

The significant incidence of HPV has become a public health problem. Among its consequences, cervical cancer stands out for its severity and virulence. An in-depth knowledge of screening and its effects is of utmost importance for the professional in this field. This course that we now present, offers you a complete overview of the different aspects of this technique, its application and its effects.

With this high intensity training course, we offer you the possibility to include the most specific knowledge in this area of work in your clinical practice. Training that it perfectly compatible with your personal and professional life, with an eminently practical format, allowing you to immediately apply your newly acquired knowledge into your medical practice.







*Specialist knowledge of screening and dealing with abnormal results; an area of growing importance in the specialist's practice, developed in a highly specialized expert course"*

During this comprehensive Postgraduate Diploma, the student will have the opportunity to acquire the necessary basic knowledge to face situations that arise in patients suspected of having contracted HPV. From the moment of diagnosis and the development of the guidelines that the specialist must follow, to the information on procedures or attitudes to eradicate in this medical practice, the student will learn to integrate new techniques and the most advanced procedures in this discipline into their work.

What distinguishes this Postgraduate Diploma from others is its eminent practical vision. This approach has been implemented in all the teaching materials that the student will use during their training. Our goal: to enable you to start applying what you have learned immediately in your work.

“*Incorporate the best strategies for the management of side effects caused by HPV through a highly-efficient online learning course” The most practical, useful and efficient way to update your knowledge on this subject”*

This **Postgraduate Diploma in Cervical Cancer Screening and its Effects** offers you the advantages of a high-level scientific, teaching, and technological course. These are some of its most notable features:

- Latest technology in online teaching software
- Highly visual teaching system, supported by graphic and schematic contents that are easy to assimilate and understand
- Practical cases presented by practising experts
- State-of-the-art interactive video systems
- Teaching supported by telepractice
- Continuous updating and recycling systems
- Self-regulating learning: full compatibility with other occupations
- Practical exercises for self-evaluation and learning verification
- Support groups and educational synergies: questions to the expert, debate and knowledge forums
- Communication with the teacher and individual reflection work
- Content that is accessible from any fixed or portable device with an Internet connection
- Supplementary documentation databases are permanently available, even after the course

“ *This Postgraduate Diploma may be the best investment you can make when choosing a refresher program for two reasons: in addition to updating your knowledge in Cervical Cancer Screening and its Effects, you will obtain a Postgraduate Diploma from TECH Global University”*

Our teaching staff is composed of medical professionals and practising specialists. In this way, we ensure that we provide you with the training update we are aiming for. A multidisciplinary team of professors with training and experience in different environments, who will develop the theoretical knowledge in an efficient way, but, above all, will bring their practical knowledge derived from their own experience to the course: one of the differential qualities of this Postgraduate Diploma.

This mastery of the subject is complemented by the effectiveness of the methodological design of this Postgraduate Diploma. Developed by a multidisciplinary team of e-learning experts, it integrates the latest advances in educational technology. This way, you will be able to study with a range of comfortable and versatile multimedia tools that will give you the operability you need in your training.

The design of this program is based on Problem-Based Learning: an approach that conceives learning as a highly practical process. To achieve this remotely, we will use telepractice: with the help of an innovative interactive video system, and learning from an expert, you will be able to acquire the knowledge as if you were actually dealing with the scenario you are learning about. A concept that will allow you to integrate and fix learning in a more realistic and permanent way.

*Observing the expert in the process of performing the task, triggers brain mechanisms similar to those activated when performing the same activity: this is the principle of the high efficiency of our "learning from an expert."*





# 02

# Objectives

TECH Global University aims to train highly qualified professionals for the workplace. An objective that is complemented, moreover, in a global manner, by promoting human development that lays the foundations for a better society. This objective is focused on helping medical professionals reach a much higher level of expertise and control. A goal that, in just six months, you will be able to achieve with a highly intensive and precise course.





“

*Our goal is yours: to provide you with the best online training and specialization course in the Cervical Cancer Screening and its Effects on the market. A highly qualified step, from the hands of the best professionals in this specialty"*



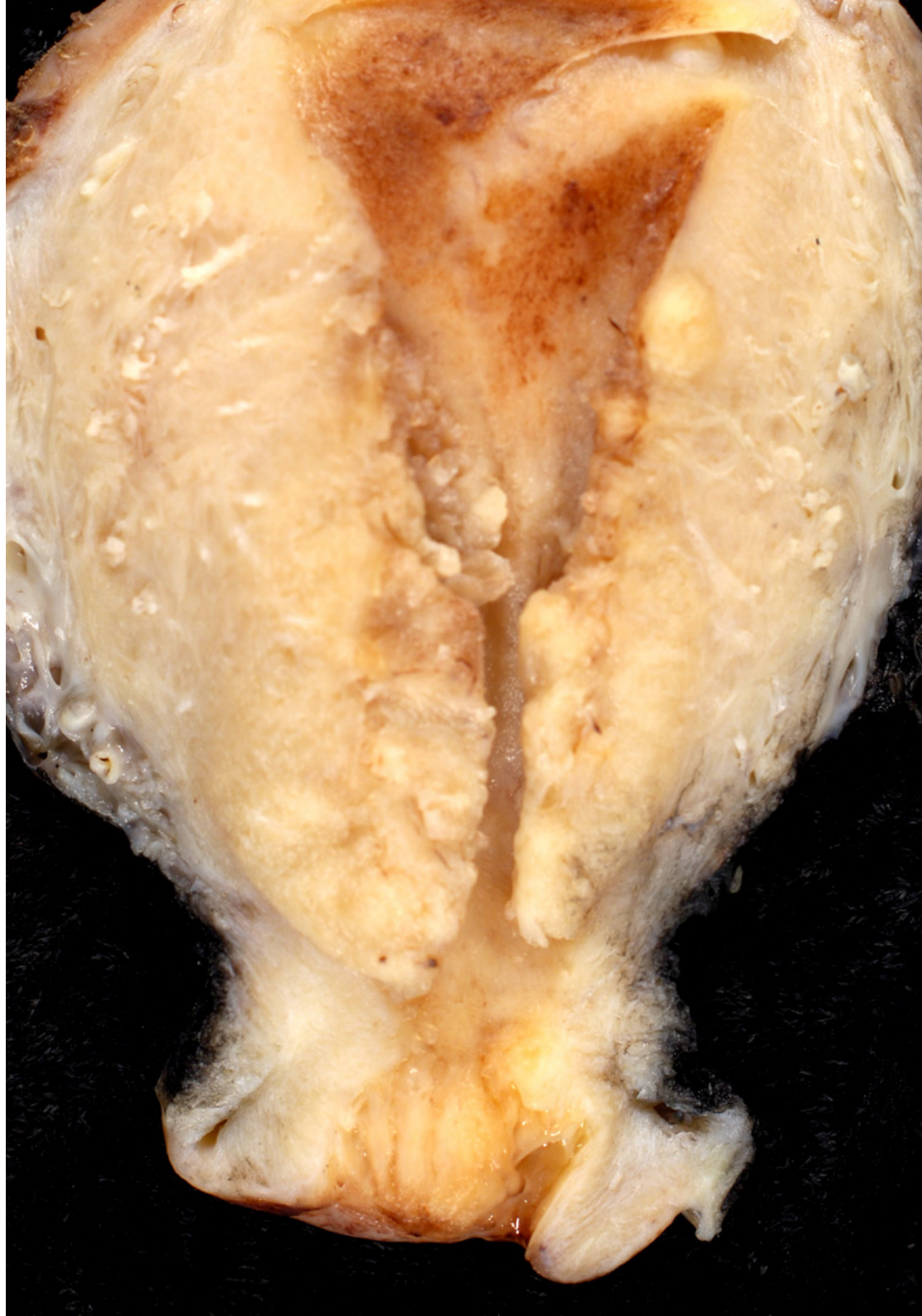
## General Objectives

---

- Perform a correct evaluation of the screening, diagnosis and management of lesions caused by HPV, as well as learning how to identify them through a colposcopy
- Know the latest information and controversies of current treatment in cervical cancer



*Advance your clinical practice and add to your CV the knowledge and prestige of a high quality Postgraduate Diploma course from the world's largest online university"*





## Specific Objectives

---

### Module 1. Cervical cancer Screening

- ♦ Analyze the secondary prevention of cervical cancer and its consequences on the population
- ♦ Study the types of current screening
- ♦ Analyze the best and most cost-effective screening for the population
- ♦ Understand the new strategies designed for population screening
- ♦ Analyze the different screening techniques, especially those which have viral detection as their basis
- ♦ Analyze the use of biomarkers in screening
- ♦ Compare and identify the improvements and difficulties of the different screening systems that currently exist
- ♦ Analyze the current and future screening in Spain

### Module 2. Management of Abnormal Screening Results

- ♦ Analyze the management of abnormal screening results and their integration into daily clinical practice
- ♦ Know the diagnostic techniques available for designing a plan of action in the case of abnormal results
- ♦ Take an comprehensive view between pathology management and the interaction between the bacterial environment of the vagina and HPV
- ♦ Analyze the different existing therapies in the treatment of cervical lesions
- ♦ Have a practical vision in order to gain in-depth knowledge of how to handle the guidelines and protocols published by our scientific societies

### Module 3. Colposcopy

- ♦ Analyze the colposcopy terminology according to the latest classification provided by the American Association of Cervical Pathology and Colposcopy, as well as the latest information based on the current classification of Rio 2011
- ♦ Study and compare various images of colposcopy, vaginoscopy and vulvoscopy
- ♦ Study the differences in the images and terminology in special situations such as pregnancy

### Module 4. Cervical Cancer (CCU)

- ♦ Analyze the current management of the invasive cervical pathology, its diagnosis and management according to the current clinical practice guidelines
- ♦ Study the most innovative surgical approaches such as robotic surgery and the use of detection techniques on the sentinel lymph node
- ♦ Analyze the available evidence in the different approaches and treatment techniques for protecting the fertility of young women with cervical cancer
- ♦ Visualize and analyze the different alternatives in locally advanced cases and the management of tumors >2 cm

### Module 5. Psychological Impact of HPV Infection

- ♦ Analyze the psychosocial impact of HPV diagnosis, not only if the lesions but also simply the presence of the virus
- ♦ Study the psychological impact of the presence of the virus in women and their partners and the repercussions that follow in the couple's relationship and sexuality activity
- ♦ Implement criteria of care in couple therapy and know how to comprehensively treat patients beyond the clinical management
- ♦ Study the circumstances in which women with HPV infections want to get pregnant and the repercussions of this



03

# Course Management

For our postgraduate Diploma to be of the highest quality, we are proud to work with a teaching staff of the highest level, chosen for their proven track record in the field of education. Professionals from different areas and fields of expertise that make up a complete, multidisciplinary team. A unique opportunity to learn from the best.



“

*An impressive teaching staff, made up of professionals from different areas of expertise, will be your teachers during your training: a unique opportunity not to be missed”*



## International Guest Director

Distinguished twice by Phoenix Magazine with the Top Doctor award in 2021 and 2022, Dr. Dana Meredith Chase has become an international reference in the field of Gynecologic Oncology. These awards are the result of her great clinical work in healthcare spaces such as the **Arizona Center for Cancer Care and St. Joseph's Hospital and Medical Center**.

As a specialist, she has dedicated her career to the diagnosis and treatment of Gynecologic Cancer and has performed more than 1,500 robotic surgeries. Therefore, as a surgeon in this area, she has become an expert in the use of techniques and tools for **Minimally Invasive Gynecological Surgery**. Dr. Chase also stands out in the field of **Medical Research** having participated in several clinical trials. Specifically, she has a special interest in chemotherapy for Ovarian, Cervical and/or Uterine Cancers, so she has focused her studies on the search for new formulas to deal with resistant and recurrent Cancer. .

Dana Chase is also an associate professor in the School of Medicine at UCL and teaches **Gynecologic Oncology** at **Valleywise Medical Center**. Her passion for high-level teaching has marked much of her career, as she has also been part of the School of Medicine at **Creighton University** and the Department of Obstetrics and Gynecology at the **University of Arizona**. Not surprisingly, she is a recipient of the Teacher of the Year Award for Obstetrics and Gynecology given by St. Joseph's Hospital (2016).

As a leading specialist in her field, she has published a multitude of articles and has participated as a reviewer in different scientific publications, all of them specialized in Gynecologic Oncology. In addition, she is frequently present at national and international congresses where she participates both as a speaker and attendee.





## Dra. Chase, Dana Meredith

---

- Researcher at the Women's Health Clinical Research Unit at UCLA
- Professor of Gynecologic Oncology at Valleywise Medical Center
- Associate Professor in the Division of Gynecologic Oncology, David Geffen School of Medicine at UCLA
  - Medical Degree from the University of California
- Fellow in Obstetrics and Gynecology, University of California, California
- Reviewer of scientific publications specialized in Gynecologic Oncology
- Revisora de publicaciones científicas especializadas en Ginecología Oncológica
- Teacher of the Year Award for Obstetrics and Gynecology, St. Joseph's Hospital (2016)
- Top Doctor Award, Phoenix Magazine (2021 and 2022)
- Honor Health Physician Recognition Award for Patient Experience (2022)
- Member of: NRG Oncology, Society of Gynecologic Oncology, GOG Foundation, Inc., International Gynecological Cancer Society, American Congress of Obstetricians and Gynecologists y American Society of Clinical Oncology



*Thanks to TECH you will be able to learn with the best professionals in the world"*

## Management



### Coronando Martín, Pluvio

- Director of the José Botella Llusía Women's Health Clinic of San Carlos Clinical Hospital in Madrid
- Associate Professor at the Faculty of Medicine of the Complutense University of Madrid
- Academic Correspondent of the Royal Academy of Medicine of Spain



### Serrano Cogollor, Luis

- HM Gabinete Velázquez. HM Hospitals







# 04

# Structure and Content

The content of this course has been created by establishing an exhaustive overview of each and every one of the essential topics in the Cervical Cancer Screening and its Effects. With a sequential process that will take you through the topics, constantly acquiring new knowledge, this training will become an incredible leap towards the clinical forefront in this specialty.

A multidisciplinary team of experts has created the content of this course, bringing their years of experience to the training program.



“

*A comprehensive teaching program, structured in well-developed teaching units, oriented towards learning that is compatible with your personal and professional life"*

## Module 1. Cervical Cancer Screening

- 1.1. Screening
  - 1.1.1. Concept
  - 1.1.2. Need, Benefits and Limitations
  - 1.1.3. Population Screening
  - 1.1.4. Opportunist Screening
  - 1.1.5. Health Care Screening
- 1.2. Cytology in Screening
  - 1.2.1. Conventional Cytology
  - 1.2.2. Liquid-Based Cytology
  - 1.2.3. Automatic Cytology
  - 1.2.4. Sensitivity and Specificity
- 1.3. HPV Test
  - 1.3.1. Evidence on the Use of HPV in Screening
  - 1.3.2. HPV as a Screening Test
    - 1.3.2.1. Efficacy as a Primary Test
    - 1.3.2.2. Efficacy as a Secondary Test
    - 1.3.2.3. Most Efficient Screening Model with HPV
  - 1.3.3. HPV Test Selection for Screening
- 1.4. Screening Strategies
  - 1.4.1. Starting Age
  - 1.4.2. Finishing Age
  - 1.4.3. Screening Women Under 35
  - 1.4.4. Screening Women Over 35
  - 1.4.5. Special Population Screening
    - 1.4.5.1. Immunosuppressed
    - 1.4.5.2. Screening in the Era of Vaccination
  - 1.4.6. Population Screening in Spain. Recommendations
- 1.5. Other Complementary Techniques
  - 1.5.1. Use of Viral Genotyping
  - 1.5.2. Use of Biomarkers

- 1.6. Established Screening Systems and their Differences
  - 1.6.1. Cytology as a Primary Strategy
  - 1.6.2. HPV Test as a Primary Strategy
  - 1.6.3. Biomarkers

## Module 2. Dealing with Abnormal Screening Results

- 2.1. Action Protocols in the Event of an Abnormal Screening
  - 2.1.1. Positive HPV Test
  - 2.1.2. Altered Cytology
    - 2.1.2.1. Non Satisfactory
    - 2.1.2.2. ASCUS
    - 2.1.2.3. ASC-H
    - 2.1.2.4. LSIL
    - 2.1.2.5. HSIL
    - 2.1.2.6. Atypical Cylindrical/Clandular Cells (AGS)
- 2.2. How to Perform a Correct Diagnosis
  - 2.2.1. The Importance of Using Up-to-Date Nomenclature
  - 2.2.2. Use of Biomarkers as Characterization of Questionable Results
- 2.3. Management of Vaginal Microbiota in Treatment
  - 2.3.1. Impact of Microbiota in Lesional Evolution
  - 2.3.2. Use of Probiotics in the Follow-up Monitoring Period
- 2.4. When to Treat and When to Continue. Management of Histological Results
  - 2.4.1. LSIL
  - 2.4.2. HSIL
  - 2.4.3. The CIN 2 Enigma
  - 2.4.4. Monitoring of HSIL in Special Circumstances
- 2.5. Treatment of Cervical Lesions
  - 2.5.1. Preference for Excisional Methods
  - 2.5.2. Destructive Methods: Indications
- 2.6. Post-Treatment Monitoring
  - 2.6.1. Determination of Post-Treatment HPV
  - 2.6.2. Frequency of Monitoring



**Module 3. Colposcopy**

- 3.1. Colposcopic Terminology
  - 3.1.1. Importance of Unified and Up-to-date Terminology
  - 3.1.2. Rio 2011 Terminology
- 3.2. How to Perform a Colposcopy
  - 3.2.1. Basic Concepts
  - 3.2.2. Materials
  - 3.2.3. Staining
  - 3.2.4. Description of the Different Transformation Zones
  - 3.2.5. Satisfactory Colposcopy
  - 3.2.6. Unsatisfactory and Non-Adequate Colposcopy
- 3.3. Normal Findings
  - 3.3.1. Original Squamous Epithelium
  - 3.3.2. Glandular Epithelium, Ectopia
  - 3.3.3. Squamous Metaplasia
  - 3.3.4. Deciduous Cervix
- 3.4. Low grade Pathological Findings
  - 3.4.1. Weak Acetowhite Epithelium
  - 3.4.2. Fine Punctation
  - 3.4.3. Fine Mosaics
- 3.5. High grade Pathological Findings
  - 3.5.1. Strong Acetowhite Epithelium, White on White
  - 3.5.2. Coarse Punctation
  - 3.5.3. Coarse Mosaics
  - 3.5.4. Irregular Crypts
  - 3.5.5. Other Suspicious Signs of High Grade
- 3.6. Normal and Abnormal Vascularization
  - 3.6.1. Arboriform Structure Vessels
  - 3.6.2. Pathological Vessels

- 3.7. Cancer Colposcopy
  - 3.7.1. Necrosis
  - 3.7.2. Exophytic Tumor
  - 3.7.3. Bleeding Ulcers
- 3.8. Miscellaneous
  - 3.8.1. Polyps
  - 3.8.2. Leukoplakia
  - 3.8.3. Erosions
  - 3.8.4. Iodonegativity
- 3.9. Colposcopy in Special Conditions
  - 3.9.1. Colposcopy in Pregnancy
  - 3.9.2. Post-Treatment Colposcopy
  - 3.9.3. Colposcopy in Menopausia
- 3.10. Vulvoscopy
  - 3.10.1. Description of the Lesion (type, colour, secondary morphology)
  - 3.10.2. Miscellaneous Findings (traumas, deformities)
  - 3.10.3. Malignant Suspicion (ulcers, exophytic lesions, necrosis...)
  - 3.10.4. Abnormal Magnified Findings

**Module 4. Psychological Impact of HPV Infection**

- 4.1. Effect of HPV on the Individual
  - 4.1.1. Response of Individual After Finding Out They Have HPV
  - 4.1.2. Physiological Reactions to HPV Infection
  - 4.1.3. Pathological Reactions to HPV Infection
  - 4.1.4. Individual's Sense of Guilt
  - 4.1.5. Effect on Sexual Activity
  - 4.1.6. Management of Psychological Alterations
  - 4.1.7. Access to Information on Social Media and the Internet
  - 4.1.8. Associations Affected by HPV

- 4.2. Effect of HPV on the Partner
  - 4.2.1. Response of the Partner After Finding Out They Have HPV
  - 4.2.2. Physiological Reactions of the Partner to HPV Infection
  - 4.2.3. Pathological Reactions of the Partner to HPV Infection
  - 4.2.4. Behavior Towards Sexual Relations with the Partner
  - 4.2.5. Management of Changes in the Couple's Relationship
  - 4.2.6. Preventative Behavior of the Infection and its Repercussions on the Sexual Activity of the Couple
- 4.3. Sexual Activity after HPV
  - 4.3.1. Psychological Stages after Finding Out They Have HPV
  - 4.3.2. Consequences on Sexual Behavior
  - 4.3.3. Breakup of the Couple
  - 4.3.4. When Only One in the Couple is Infected
  - 4.3.5. When Both are Infected
  - 4.3.6. Behaviors of the Infected Individual or Partner with Members of their Environment
  - 4.3.7. Sexual Orientation of the Infected Couple
- 4.4. Depression and Mood Alterations After HPV
  - 4.4.1. Prevalence of Depressive Syndromes in Those Infected with HPV
  - 4.4.2. Effect of HPV on an Individual's Depression
  - 4.4.3. Management of Depressive Syndromes Caused by HPV
  - 4.4.4. Management of Psychotic Syndromes Caused by HPV
  - 4.4.5. Management of Obsessive Syndromes Caused by HPV
- 4.5. Individual Psychological Management
  - 4.5.1. Professional Attitude Towards a Patient with HPV
  - 4.5.2. How to Explain HPV Infection
  - 4.5.3. Psychotherapy
  - 4.5.4. Group Therapy
  - 4.5.5. Drug Therapy





- 4.6. Couple Psychological Management
  - 4.6.1. Professional Attitude Towards a the Partner of a Patient with HPV
  - 4.6.2. How to Explain HPV Infection to the Partner of a HPV Patient
  - 4.6.3. Professional Attitude Towards the Breakup of the Couple
  - 4.6.4. Couples Therapy. Reinventing Sex
  - 4.6.5. Adjuvant Drug Therapy
- 4.7. Desire to get Pregnant in HPV Infections
  - 4.7.1. Professional Attitude Towards a the Desire to Procreate of a Patient with HPV
  - 4.7.2. Recommendations for Indicating Pregnancy
  - 4.7.3. When Pregnancy Should Be Contraindicated
  - 4.7.4. Monitoring During the Period of Trying to Get Pregnant
  - 4.7.5. Attitude of the Partner During Pregnancy
  - 4.7.6. Psychological Alterations That Occur During the Period of Trying to Get Pregnant

“

*Your tutors will be the best experts in the subject who will guide and support you through the entire training process”*



05

# Methodology

This training program provides you with a different way of learning. Our methodology uses a cyclical learning approach: **Relearning**.

This teaching system is used, for example, in the most prestigious medical schools in the world, and major publications such as the **New England Journal of Medicine** have considered it to be one of the most effective.



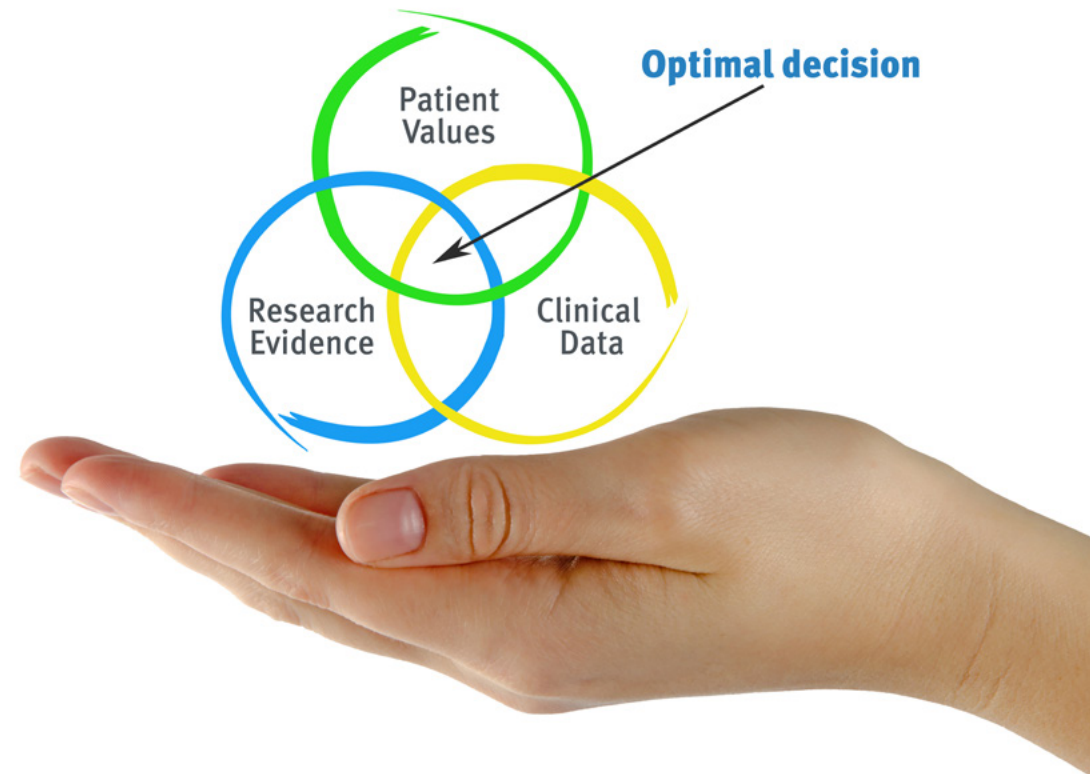
“

*Discover Relearning, a system that abandons conventional linear learning, to take you through cyclical teaching systems: a way of learning that has proven to be extremely effective, especially in subjects that require memorization"*

## At TECH we use the Case Method

What should a professional do in a given situation? Throughout the program, students will face multiple simulated clinical cases, based on real patients, in which they will have to do research, establish hypotheses, and ultimately resolve the situation. There is an abundance of scientific evidence on the effectiveness of the method. Specialists learn better, faster, and more sustainably over time.

*With TECH you will experience a way of learning that is shaking the foundations of traditional universities around the world.*



According to Dr. Gérvas, the clinical case is the annotated presentation of a patient, or group of patients, which becomes a "case", an example or model that illustrates some peculiar clinical component, either because of its teaching power or because of its uniqueness or rarity. It is essential that the case is based on current professional life, trying to recreate the real conditions in the physician's professional practice.



“

*Did you know that this method was developed in 1912, at Harvard, for law students? The case method consisted of presenting students with real-life, complex situations for them to make decisions and justify their decisions on how to solve them. In 1924, Harvard adopted it as a standard teaching method”*

The effectiveness of the method is justified by four fundamental achievements:

1. Students who follow this method not only achieve the assimilation of concepts, but also a development of their mental capacity, through exercises that evaluate real situations and the application of knowledge.
2. Learning is solidly translated into practical skills that allow the student to better integrate into the real world.
3. Ideas and concepts are understood more efficiently, given that the example situations are based on real-life.
4. Students like to feel that the effort they put into their studies is worthwhile. This then translates into a greater interest in learning and more time dedicated to working on the course.



## Relearning Methodology

At TECH we enhance the Harvard case method with the best 100% online teaching methodology available: Relearning.

This university is the first in the world to combine the study of clinical cases with a 100% online learning system based on repetition, combining a minimum of 8 different elements in each lesson, a real revolution with respect to the mere study and analysis of cases.

*Professionals will learn through real cases and by resolving complex situations in simulated learning environments. These simulations are developed using state-of-the-art software to facilitate immersive learning.*





At the forefront of world teaching, the Relearning method has managed to improve the overall satisfaction levels of professionals who complete their studies, with respect to the quality indicators of the best online university (Columbia University).

With this methodology, more than 250.000 physicians have been trained with unprecedented success in all clinical specialties regardless of surgical load. Our pedagogical methodology is developed in a highly competitive environment, with a university student body with a strong socioeconomic profile and an average age of 43.5 years old.

*Relearning will allow you to learn with less effort and better performance, involving you more in your specialization, developing a critical mindset, defending arguments, and contrasting opinions: a direct equation to success.*

In our program, learning is not a linear process, but rather a spiral (learn, unlearn, forget, and re-learn). Therefore, we combine each of these elements concentrically.

The overall score obtained by TECH's learning system is 8.01, according to the highest international standards.





This program offers the best educational material, prepared with professionals in mind:



#### Study Material

All teaching material is produced by the specialists who teach the course, specifically for the course, so that the teaching content is highly specific and precise.

These contents are then applied to the audiovisual format, to create the TECH online working method. All this, with the latest techniques that offer high quality pieces in each and every one of the materials that are made available to the student.



#### Surgical Techniques and Procedures on Video

TECH introduces students to the latest techniques, the latest educational advances and to the forefront of current medical techniques. All of this in direct contact with students and explained in detail so as to aid their assimilation and understanding. And best of all, you can watch the videos as many times as you like.



#### Interactive Summaries

The TECH team presents the contents attractively and dynamically in multimedia lessons that include audio, videos, images, diagrams, and concept maps in order to reinforce knowledge.

This exclusive multimedia content presentation training Exclusive system was awarded by Microsoft as a "European Success Story".



#### Additional Reading

Recent articles, consensus documents and international guidelines, among others. In TECH's virtual library, students will have access to everything they need to complete their course.





**Expert-Led Case Studies and Case Analysis**

Effective learning ought to be contextual. Therefore, TECH presents real cases in which the expert will guide students, focusing on and solving the different situations: a clear and direct way to achieve the highest degree of understanding.



**Testing & Retesting**

We periodically evaluate and re-evaluate students' knowledge throughout the program, through assessment and self-assessment activities and exercises: so that they can see how they are achieving your goals.



**Classes**

There is scientific evidence on the usefulness of learning by observing experts: The system termed Learning from an Expert strengthens knowledge and recall capacity, and generates confidence in the face of difficult decisions in the future.



**Quick Action Guides**

TECH offers the most relevant contents of the course in the form of worksheets or quick action guides. A synthetic, practical, and effective way to help students progress in their learning.



06

# Certificate

This Postgraduate Diploma in Cervical Cancer Screening and its Effects guarantees you, in addition to the most rigorous and updated training, access to a Postgraduate Diploma issued by TECH Global University.





“

*Include in your training a Postgraduate Diploma in the Cervical Cancer Vaccine and its Effects: a high-quality added value for any medical professional"*

This private qualification will allow you to obtain a **Postgraduate Diploma in Cervical Cancer Screening and its Effects** endorsed by **TECH Global University**, the world's largest online university.

**TECH Global University** is an official European University publicly recognized by the Government of Andorra ([official bulletin](#)). Andorra is part of the European Higher Education Area (EHEA) since 2003. The EHEA is an initiative promoted by the European Union that aims to organize the international training framework and harmonize the higher education systems of the member countries of this space. The project promotes common values, the implementation of collaborative tools and strengthening its quality assurance mechanisms to enhance collaboration and mobility among students, researchers and academics.

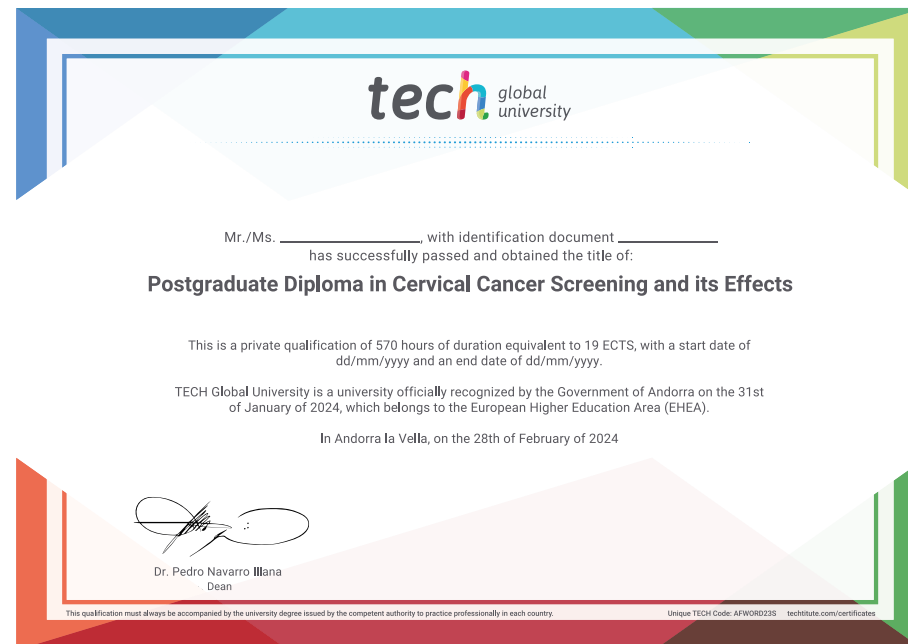
This **TECH Global University** private qualification is a European program of continuing education and professional updating that guarantees the acquisition of competencies in its area of knowledge, providing a high curricular value to the student who completes the program.

Title: **Postgraduate Diploma in Cervical Cancer Screening and its Effects**

Modality: **online**

Duration: **6 months**

Accreditation: **19 ECTS**



\*Apostille Convention. In the event that the student wishes to have their paper diploma issued with an apostille, TECH Global University will make the necessary arrangements to obtain it, at an additional cost.

health future  
confidence people  
education information tutors  
guarantee accreditation teaching  
institutions technology learning  
community commitment  
personalized service innovation  
knowledge present  
development language  
virtual classroom



**Postgraduate Diploma**  
Cervical Cancer Screening  
and its Effects

- » Modality: **online**
- » Duration: **6 months**
- » Certificate: **TECH Global University**
- » Credits: **19 ECTS**
- » Schedule: **at your own pace**
- » Exams: **online**



# Postgraduate Diploma

## Cervical Cancer Screening and its Effects

