

Postgraduate Diploma Advances in Major Hematologic Diseases





Postgraduate Diploma Advances in Major Hematologic Diseases

- » Modality: online
- » Duration: 6 months
- » Certificate: TECH Global University
- » Credits: 20 ECTS
- » Schedule: at your own pace
- » Exams: online

Website: www.techtute.com/us/medicine/postgraduate-diploma/postgraduate-diploma-advances-major-hematologic-diseases

Index

01

Introduction

p. 4

02

Objectives

p. 8

03

Course Management

p. 12

04

Structure and Content

p. 18

05

Methodology

p. 2a

06

Certificate

p. 32

01

Introduction

The reasons why hematology and hemotherapy is one of the fastest progressing medical disciplines in terms of knowledge and technology in recent decades lie in the integration of biological and clinical knowledge, which has led to a better understanding of the mechanisms of disease, thereby facilitating the development of more appropriate guidelines for clinical action. This Postgraduate Diploma aims to train healthcare professionals to strengthen their knowledge of the advances in the main hematological diseases.





“

Update yourself with the most recent advances in the main hematological diseases, supported by a world renowned expert in the treatment of these diseases”

Scientific medical advances in the last 10 years have made it easier to change the notion that hematology is confined to mere hematology, so this teaching program aims to focus the professional development of specialists in the many areas of the specialty (hematologic oncology, genetics, immunotherapy, cardiovascular risks, blood transfusions, bone marrow transplants, anticoagulants, anemias, artificial blood) so that excellent care is provided to hematology patients based on access to the most recent and innovative medical advances.

Different scientific societies around the world that deal with this specialty strive to rapidly incorporate the results of biomedical research into clinical practice, especially the treatment of hematological malignancies (blood cancers), but also iron deficiency and anemias, the administration of direct-acting oral anticoagulants-DOACs, bone marrow transplants and, in the long-term, research focused on obtaining artificial blood, with the ultimate aim of ensuring that healthcare managers include these techniques in the services provided by national healthcare systems as soon as possible.

In recent years there have been continuous advances that have generated a great incorporation of knowledge, both in basic concepts and laboratory techniques. All this has substantially increased the body of doctrine of this medical specialty, incorporating new areas such as cytometry, cytogenetics, or molecular biology. All this has substantially increased the body of doctrine of this medical specialty, incorporating new areas such as cytometry, cytogenetics, or molecular biology. These advances require very specific learning for the development of an excellent medical practice.

This Postgraduate Diploma in Advances in Major Hematologic Diseases endorses the latest advances in research and the highest scientific evidence, with a robust and didactic educational program that positions it as a teaching product of the highest scientific rigor at international level, aimed at health professionals who in their daily clinical practice face the care of patients or populations with hemorrhagic diseases. In addition, the program is based on a multidisciplinary approach to its subjects, which allows training and professional development in different areas.

One of the outstanding qualities of this program is its 100% online modality, which allows the professional not to have to attend classes or on-site centers and carry out the program from the comfort of their home, just by having a device with an Internet connection. In addition, it includes masterclasses given by a world renowned expert in the area of hematology, further enriching the content. This will not only allow you to acquire new skills, but will also make it easier to balance healthcare work with the completion of your program.

This **Postgraduate Diploma in Advances in Major Hematologic Diseases** contains the most complete and up-to-date scientific program on the market. The most important features of the specialization are:

- ♦ Clinical symptoms cases presented by experts in hematology
- ♦ The graphic, schematic, and eminently practical contents with which they are created provide scientific and practical information on the disciplines that are essential for professional
- ♦ Diagnostictherapeutic developments on assessment, diagnosis, and treatment in hematology patients
- ♦ Practical exercises where the self-assessment process can be carried out to improve learning
- ♦ The Iconography of clinical and diagnostic imaging tests
- ♦ An algorithm-based interactive learning system for decision-making in the clinical situations presented throughout the course.
- ♦ With special emphasis on evidence-based medicine and research methodologies in hematology
- ♦ Theoretical lessons, questions to the expert, debate forums on controversial topics, and individual reflection assignments
- ♦ Content available from any fixed or portable device with Internet connection



With the Postgraduate Diploma in Advances in Major Hematologic Diseases you have the opportunity to update your knowledge in a comfortable way"



This training may be the best investment you can make in selecting a refresher program for two reasons: in addition to updating your knowledge in Advances in Major Hematological Diseases, you will earn a master's degree from TECH Global University"

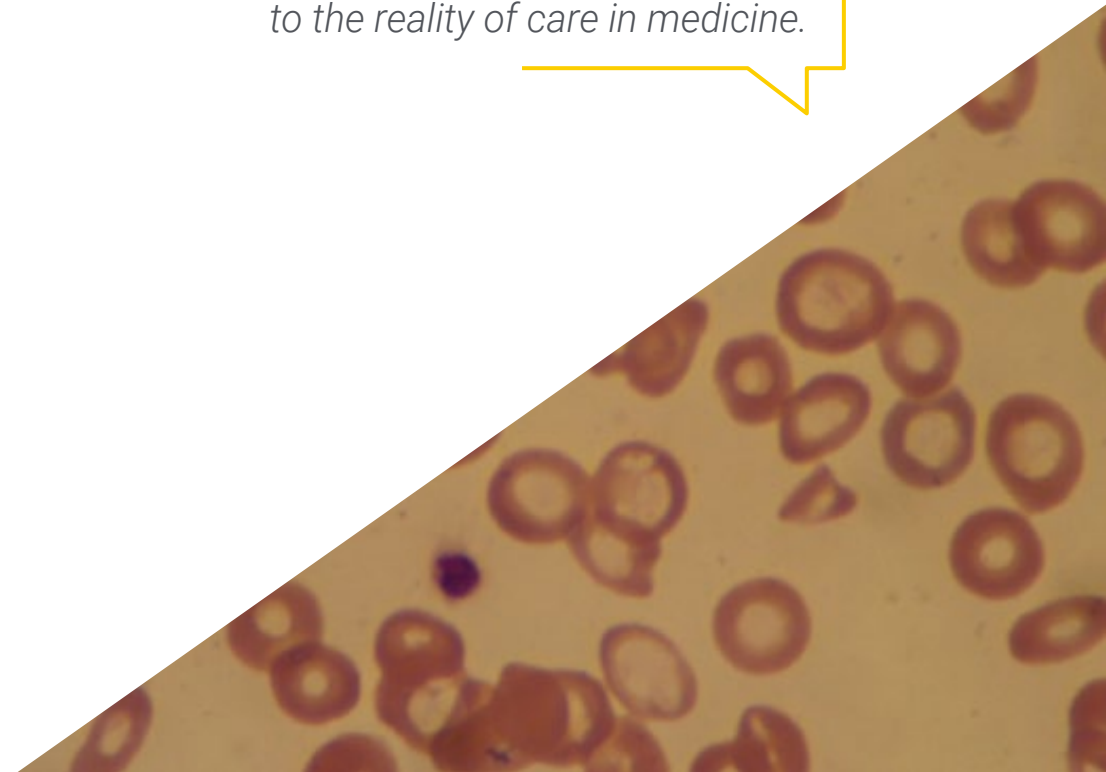
The teaching body is made up of respected and renowned professionals with extensive experience in healthcare, teaching, and research, who have work in many countries where these diseases are prevalent.

The methodological design of this Postgraduate Diploma, developed by a multidisciplinary team of e-learning experts, integrates the latest advances in educational technology for the creation of numerous multimedia educational tools allow the professional, based primarily on the problem-based learning method, to address real problems in their daily clinical practice, which will allow them to advance by acquiring knowledge and developing skills that will impact their future professional work.

It should be noted in this Postgraduate Diploma that each of the contents generated, as well as the videos, self-evaluations, clinical cases and exams, have been thoroughly reviewed, updated, and integrated by the team of experts that make up the faculty, to ensure that the learning process is orderly and instructive in order to achieve the program's objectives.

This Postgraduate Diploma offers training in simulated environments, which provides an immersive learning experience designed to train for real-life situations.

It includes clinical cases to bring the program's degree as close as possible to the reality of care in medicine.



02 Objectives

The main objective of this Postgraduate Diploma is to improve healthcare professionals, through the acquisition of the most up-to-date and innovative scientific knowledge in the field of hematology and hemotherapy that will allow them to develop the skills that will turn their daily clinical practice into a representation of the best available scientific evidence, with a critical, innovative, multidisciplinary, and integrative approach.





“

This program will provide you with a sense of confidence in your medical practice, which will help you grow personally and professionally”



General Objective

- Update the specialist's knowledge through the latest scientific evidence in the diagnosis and treatment of hematological diseases, in order to develop measures to prevent, diagnose, treat, and rehabilitate hematological diseases, with a multidisciplinary and integrative approach that supports medical care with the highest quality standards for managing and monitoring hematology patients.

“

Don't miss the opportunity and get up to date on Advances in Major Hematologic Diseases to incorporate them into your daily medical practice”





Specific learning objectives of each module

- ◆ Provide students with advanced, in-depth, up-to-date, and multidisciplinary information that allows them to comprehensively approach the hematological health/disease process, ensuring proper treatment and the use of all appropriate therapeutic procedures
- ◆ Provide training and - practical/theoretical improvement that will ensure a reliable clinical diagnosis supported by the efficient use of diagnostic methods
- ◆ Explain the complex pathophysiologic and etiopathogenic interrelationships in the mechanisms of hematologic disease onset
- ◆ Address, in detail and depth, the most up-to-date scientific evidence on the mechanisms of action, adverse effects, dosage, and use of drugs to treat these diseases
- ◆ Explain the pathophysiological and pathogenic interrelationships between each of these diseases in morbidity and mortality
- ◆ Get up-to-date on the epidemiology, etiopathogenesis, diagnosis, and treatment of the various hematological malignancies: myelodysplastic syndromes, acute myeloid and lymphoid leukemias, chronic myeloproliferative syndromes, Hodgkin and non-Hodgkin lymphomas, plasma cell dyscrasia.
- ◆ Discuss the importance of a comprehensive and integrated care approach among all specialties involved in caring for these patients
- ◆ An in-depth look at the most innovative and developing alternatives offered when caring for these patients

03

Course Management

Renowned and recognized medical specialists with numerous publications, teaching experience, and professional experience in many countries, where many of the diseases studied have a high morbimortality, participate in the teaching program. The teaching team is made up of a multidisciplinary faculty from various medical specialties, such as hematology, internal medicine, pediatrics, gynecology and obstetrics, pathological anatomy, and pharmacology who are involved in the care of these patients.





“

*Learn about the latest advances
in hematology and hemotherapy
from leading professionals"*

International Guest Director

Dr. Joseph Hai Oved is a pediatric hemato-oncology specialist at Memorial Sloane Kettering Cancer Center, considered one of the best cancer centers in the world. His work focuses on stem cell and bone marrow transplantation, as well as cell therapies, to treat non-cancerous diseases. His work in the field of transplantation to patients with difficult-to-treat immune dysfunctions or inherited immune deficiencies, as well as those with bone marrow failure syndromes, is particularly noteworthy.

His research is prolific in the hemato-oncology area, seeking new ways to personalize transplantation to achieve a precise cure with minimal side effects. He has studied in depth the effects of the different techniques used to manipulate donated stem cells, extracting or adding specific cells of interest. He has also analyzed how exposure to different conditioning agents (chemotherapies or other drugs used to prepare the body for transplantation) affect outcomes. His work has advanced the identification of biomarkers to more accurately predict transplant outcomes.

Joseph is a member of several national and international groups in bone marrow transplantation, hematology and immunology. He serves on committees of many of these organizations, where they discuss potential future therapies, clinical trials and efforts to further advance the field of pediatric transplantation and cellular therapies worldwide.

All his scientific contribution places him as a reference in his field, receiving several awards. These include two fellowships awarded by the Howard Hughes Medical Institute, one of the largest privately funded organizations for biological and medical research in the United States. He also received a fellowship in immunology from the Weizmann Institute of Science, considered one of the most advanced multidisciplinary research institutions in the world.



Dr. Hai Oved, Joseph

- Pediatrician specialized in hemato-oncology at the MSK Cancer Center - New York
- Member of the Scientific Advisory Board of Emendo Biotherapeutics.
- Managing Partner of New World Health, LLC
- Observer on the board of BioTrace Medical Inc.
- Pediatrician specializing in hemato-oncology at Children's Hospital of Philadelphia
- M.D. from NYU School of Medicine
- Fellowship in pediatric hemato-oncology at Children's Hospital of Philadelphia
- Residency in Pediatrics at New York Presbyterian Weill Cornell Medical College

“

Thanks to TECH, you will be able to learn with the best professionals in the world”

Guest Director



Dr. Joaquín Martínez-López

- Head of the Hematology Department at the 12 de Octubre Hospital, Madrid
- PhD in Medicine from the Complutense University of Madrid.
- Hematology Medical Specialist
- Director of the translational research group and the early clinical trials unit in hematology at 12 de Octubre Hospital
- More than 140 publications in international scientific journals
- President of AltumSequencing

Professors

Dr. Rodríguez Rodríguez, Mario

- ♦ Specialist in Thrombophilia and Hemostasis consultation and in basic and special coagulation laboratory at the 12 de Octubre University Hospital. Since June 2017
- ♦ Graduate in Medicine and Surgery from the Complutense University of Madrid. Class of 2006 - 2012
- ♦ Hematology on-call duty as an attending physician (FEA). Since June 2017
- ♦ Medical Intern Resident in Hematology and Hemotherapy at the 12 de Octubre University Hospital (21/05/2013 - 21/05/2017)
- ♦ Participation in quality work for ENAC accreditation in the coagulation laboratory at the 12 de Octubre University Hospital
- ♦ Usability study/evaluation of the cobas t711 coagulometer, Roche Diagnostics

- ♦ Participation in the following publications: "Evaluation of The MD Anderson Tumor Score for Diffuse Large B-cell Lymphoma in the Rituximab Era", "Clinical course and risk factors for mortality from COVID-19 inpatients with haematological malignancies" and "Thrombosis and antiphospholipid antibodies in patients with SARS-COV-2 infection (COVID-19)", among others

Dr. Paciello Coronel, María Liz

- ♦ Specialist in Hematology and Hemotherapy. 12 de Octubre University Hospital. Since 2008
- ♦ Graduate in Medicine and Surgery. National University of Asunción, Paraguay
- ♦ Collaborator in clinical trials as principal investigator and sub-investigator

Dr. Sánchez Pina, José María

- ♦ Attending Physician in the area of hospitalization and hematopoietic transplantation. Member of the cell therapy group. Since 2017
- ♦ Degree in Medicine. University of Alcalá. 2006-2012
- ♦ TECH Master's Degree in Hematopoietic Transplantation, 4th edition, University of Valencia
- ♦ Resident intern of Hematology and Hemotherapy at 12 de Octubre University Hospital in Madrid. 2013-2017
- ♦ Teaching collaborator in the TECH Master's Degree in Translational Medicine. The Complutense University of Madrid; and TECH Master's Degree in Organ and Tissue Transplants. European University of Madrid

Dr. Carreño Gómez-Tarragona, Gonzalo

- ♦ Specialist physician at the 12 de Octubre University Hospital
- ♦ Degree in Medicine. Autonomous University of Madrid. 2013
- ♦ TECH Master's Degree in Hematopoietic Transplantation. University of Valencia. 2019
- ♦ Cytology Course in Myelodysplasia. Del Mar Hospital. 2017
- ♦ Teaching collaborator for the following subjects: Hematology and Hemotherapy, Degree of Medicine (Complutense University of Madrid); and Advances in Vascular Function, Degree of Medicine (Autonomous University of Madrid).
- ♦ Participation in the Clinical Research Ethics Committee at the 12 de Octubre University Hospital. 2019
- ♦ Participation in national and international conferences
- ♦ Distinction as Best Scientific Communication. VII National Research Conference for Undergraduate Students in Health Sciences. Complutense University of Madrid. 2013

04

Structure and Content

The teaching program has been created by a group of professors and medical professionals from various specialties, with extensive medical, research, and teaching experience in several countries in Africa, Central and South America, interested in integrating the latest and most current scientific knowledge in hematology and hemotherapy to ensure training and professional development to improve the daily clinical practice of professionals.



“

We have the most complete and up-to-date academic program in the market. We strive for excellence and for you to achieve it too"

Module 1. Update on Anemia

- 1.1. Mechanism of Erythropoiesis, Erythroid Differentiation and Maturation
 - 1.1.1. Biopathology and Physiopathology of Erythrocytes
 - 1.1.2. Structure and Types of Hemoglobin
 - 1.1.3. Functions of Hemoglobin
- 1.2. Classification of Erythrocyte Disorders and Clinical Manifestations
 - 1.2.1. Classification of Erythrocyte Disorders
 - 1.2.2. Symptoms and Signs of Anemia by Organ Systems
- 1.3. Pure Red Cell Aplasia
 - 1.3.1. Concept
 - 1.3.2. Etiology
 - 1.3.3. Clinical manifestations
 - 1.3.4. Diagnosis
 - 1.3.5. Current Treatment Alternatives
- 1.4. Congenital Dyserythropoietic Anemias
 - 1.4.1. Concept
 - 1.4.2. Etiology
 - 1.4.3. Clinical manifestations
 - 1.4.4. Diagnosis
 - 1.4.5. Current Treatments.
- 1.5. Iron Deficiency Anemia and Alterations in Iron Metabolism and Iron Overload: Current Management
 - 1.5.1. Concept
 - 1.5.2. Classification and Etiology
 - 1.5.3. Clinical Picture
 - 1.5.4. Staged Diagnosis of Iron Disorders
 - 1.5.5. Treatment Variants of Iron Disorders
- 1.6. Megaloblastic Anemias: Recent Advances
 - 1.6.1. Concept
 - 1.6.2. Classification and Etiology
 - 1.6.3. Clinical Picture
 - 1.6.4. Diagnostic Approach
 - 1.6.5. Current Treatment Schemes and Recommendations



- 1.7. Hemolytic Anemias: From Laboratory to Clinic
 - 1.7.1. Concept
 - 1.7.2. Classification and Etiology
 - 1.7.3. Clinical Picture
 - 1.7.4. Diagnostic Challenges
 - 1.7.5. Alternative Treatments
- 1.8. Hemoglobin Disorder Anemias
 - 1.8.1. Concept
 - 1.8.2. Classification and Etiology
 - 1.8.3. Clinical Picture
 - 1.8.4. Analytical Diagnostic Challenges
 - 1.8.5. Treatment Variants

Module 2. Scientific Developments in Spinal Cord Disorders

- 2.1. Medullary Aplasia
 - 2.1.1. Definition
 - 2.1.2. Epidemiology and Etiology
 - 2.1.3. Clinical manifestations
 - 2.1.4. Clinical and Staged Diagnosis according to Diagnostic Tests
 - 2.1.5. Latest Treatment Recommendations
- 2.2. Myelodysplastic Syndromes: Latest Classifications
 - 2.2.1. Definition
 - 2.2.2. Epidemiology
 - 2.2.3. Clinical manifestations
 - 2.2.4. Diagnosis and Current Classifications
 - 2.2.5. Current Review of the Treatment and Use of Hypomethylating Therapy
- 2.3. Updated Approach to Agranulocytosis
 - 2.3.1. Definition
 - 2.3.2. Epidemiology and Etiology
 - 2.3.3. Clinical manifestations
 - 2.3.4. Diagnostic Complexities
 - 2.3.5. New Developments in Treatment

- 2.4. Polycythemia Vera
 - 2.4.1. Definition
 - 2.4.2. Epidemiology
 - 2.4.3. Clinical manifestations
 - 2.4.4. Diagnosis
 - 2.4.5. Current Treatment Alternatives
- 2.5. Essential Thrombocythemia
 - 2.5.1. Definition
 - 2.5.2. Epidemiology
 - 2.5.3. Clinical manifestations
 - 2.5.4. Diagnosis
 - 2.5.5. Treatment Review
- 2.6. Chronic Idiopathic Myelofibrosis
 - 2.6.1. Definition
 - 2.6.2. Epidemiology
 - 2.6.3. Clinical manifestations
 - 2.6.4. Diagnosis
 - 2.6.5. Therapeutic Approaches
- 2.7. Hypereosinophilic Syndrome
 - 2.7.1. Definition
 - 2.7.2. Epidemiology
 - 2.7.3. Clinical manifestations
 - 2.7.4. Diagnostic Complexities
 - 2.7.5. Treatment: Literature Review
- 2.8. Mastocytosis
 - 2.8.1. Definition
 - 2.8.2. Epidemiology
 - 2.8.3. Clinical manifestations
 - 2.8.4. Use of Diagnostic Tests
 - 2.8.5. Alternative Treatments

Module 3. New Developments in Major Hemorrhagic Disorders

- 3.1. Vascular Hemorrhagic Disorders
 - 3.1.1. Definition
 - 3.1.2. Epidemiology
 - 3.1.3. Clinical manifestations
 - 3.1.4. Diagnostic Difficulties
 - 3.1.5. Treatment Developments
- 3.2. Platelet Hemorrhagic Disorders
 - 3.2.1. Definition
 - 3.2.2. Epidemiology and Etiology
 - 3.2.3. Clinical manifestations
 - 3.2.4. Diagnostic Complexities
 - 3.2.5. New Treatment Approaches
- 3.3. Hemophilia
 - 3.3.1. Definition
 - 3.3.2. Epidemiology
 - 3.3.3. Clinical manifestations
 - 3.3.4. Diagnosis
 - 3.3.5. Treatment and Current Issues in Electrical Therapy
- 3.4. Von Willebrand Disease: Diagnostic and Therapeutic Challenge
 - 3.4.1. Definition
 - 3.4.2. Epidemiology
 - 3.4.3. Clinical manifestations
 - 3.4.4. Diagnosis by Screening Tests
 - 3.4.5. Treatment
- 3.5. Hemorrhagic Disorders due to Vitamin K Deficiency
 - 3.5.1. Definition
 - 3.5.2. Epidemiology
 - 3.5.3. Clinical manifestations
 - 3.5.4. Etiological Diagnosis
 - 3.5.5. Treatment Plans

- 3.6. Hemorrhagic Disorders due to Excess Anticoagulants
 - 3.6.1. Definition
 - 3.6.2. Epidemiology
 - 3.6.3. Clinical manifestations
 - 3.6.4. Diagnostic Tests
 - 3.6.5. Treatment Complexities
- 3.7. Acquired Hemorrhagic Disorders
 - 3.7.1. Definition
 - 3.7.2. Epidemiology
 - 3.7.3. Clinical manifestations
 - 3.7.4. Diagnosis: The Role of Necessary Tests
 - 3.7.5. Treatment
- 3.8. Disseminated Intravascular Coagulation: Recent Findings
 - 3.8.1. Definition
 - 3.8.2. Epidemiology and Etiology
 - 3.8.3. Clinical manifestations
 - 3.8.4. Use of Diagnostic Tests
 - 3.8.5. Alternative Treatments

Module 4. Advances in Leukemia, Lymphoma and other Oncohematologic Diseases

- 4.1. Hodgkin's Lymphoma
 - 4.1.1. Epidemiology
 - 4.1.2. Typification and Immunophenotyping
 - 4.1.3. Clinical manifestations
 - 4.1.4. Diagnosis and Staging
 - 4.1.5. Current Treatment
- 4.2. Non-Hodgkin's Lymphomas
 - 4.2.1. Epidemiology
 - 4.2.2. Typification and Immunophenotyping
 - 4.2.3. Clinical manifestations
 - 4.2.4. Diagnosis and Staging
 - 4.2.5. Current Treatment

- 4.3. Acute Lymphocytic Leukemia
 - 4.3.1. Epidemiology
 - 4.3.2. Immunophenotype
 - 4.3.3. Clinical manifestations
 - 4.3.4. Diagnosis
 - 4.3.5. Current Treatment Alternatives
- 4.4. Acute Nonlymphocytic Leukemia
 - 4.4.1. Epidemiology
 - 4.4.2. Immunophenotype
 - 4.4.3. Clinical manifestations
 - 4.4.4. Diagnosis
 - 4.4.5. Current Treatment Alternatives
- 4.5. Chronic Myeloid Leukemia
 - 4.5.1. Epidemiology
 - 4.5.2. Immunophenotype
 - 4.5.3. Clinical manifestations
 - 4.5.4. Diagnosis
 - 4.5.5. Current Treatment
- 4.6. Chronic Lymphocytic Leukemia
 - 4.6.1. Epidemiology
 - 4.6.2. Immunophenotype
 - 4.6.3. Clinical manifestations
 - 4.6.4. Diagnosis
 - 4.6.5. Current Treatment

05

Methodology

This training program provides you with a different way of learning. Our methodology uses a cyclical learning approach: ***Re-learning***.

This teaching system is used in the most prestigious medical schools in the world, and major publications such as the ***New England Journal of Medicine*** have considered it to be one of the most effective.



“

Discover Re-learning, a system that abandons conventional linear learning, to take you through cyclical teaching systems: a way of learning that has proven to be extremely effective, especially in subjects that require memorization"

At TECH we use the Case Method

In a given situation, what would you do? Throughout the program, you will be presented with multiple simulated clinical cases based on real patients, where you will have to investigate, establish hypotheses and, finally, resolve the situation. There is abundant scientific evidence on the effectiveness of the method. Specialists learn better, faster, and more sustainably over time.

With TECH you can experience a way of learning that is shaking the foundations of traditional universities around the world.



According to Dr. Gervas, the clinical case is the annotated presentation of a patient, or group of patients, which becomes a "case", an example or model that illustrates some peculiar clinical component, either because of its teaching potential or because of its uniqueness or rarity. It is essential that the case is based on current professional life, trying to recreate the real conditions in professional medical practice.

“

Did you know that this method was developed in 1912 at Harvard for law students? The case method consisted of presenting students with real-life, complex situations for them to make decisions and justify their decisions on how to solve them. In 1924, Harvard adopted it as a standard teaching method”

The effectiveness of the method is justified by four fundamental achievements:

1. Students who follow this method not only grasp concepts, but also develop their mental capacity by evaluating real situations and applying their knowledge.
2. The learning process has a clear focus on practical skills that allow the student to better integrate into the real world.
3. Ideas and concepts are understood more efficiently, given that the example situations are based on real-life.
4. Students like to feel that the effort they put into their studies is worthwhile. This then translates into a greater interest in learning and more time dedicated to working on the course.



Re-Learning Methodology

At TECH we enhance the Harvard case method with the best 100% online teaching methodology available: Re-learning.

Our University is the first in the world to combine the study of clinical cases with a 100% online learning system based on repetition, combining a minimum of 8 different elements in each lesson, which represent a real revolution with respect to simply studying and analyzing cases.



The physician will learn through real cases and by solving complex situations in simulated learning environments. These simulations are developed using state-of-the-art software to facilitate immersive learning.

At the forefront of world teaching, the Re-learning method has managed to improve the overall satisfaction levels of professionals who complete their studies, with respect to the quality indicators of the best Spanish-speaking online university (Columbia University).

With this methodology we have trained more than 250,000 physicians with unprecedented success, in all clinical specialties regardless of the surgical load. All this in a highly demanding environment, where the students have a strong socio-economic profile and an average age of 43.5 years.

Re-learning will allow you to learn with less effort and better performance, involving you more in your specialization, developing a critical mindset, defending arguments, and contrasting opinions: a direct equation to success.

In our program, learning is not a linear process, but rather a spiral (we learn, unlearn, forget, and re-learn). Therefore, we combine each of these elements concentrically.

The overall score obtained by our learning system is 8.01, according to the highest international standards.



In this program you will have access to the best educational material, prepared with you in mind:



Study Material

All teaching material is produced by the specialists who teach the course, specifically for the course, so that the teaching content is highly specific and precise.

This content is then adapted in an audiovisual format that will create our way of working online, with the latest techniques that allow us to offer you high quality in all of the material that we provide you with.



Latest Techniques and Procedures on Video

We introduce you to the latest techniques, to the latest educational advances, to the forefront of current medical techniques. All this, in first person, with the maximum rigor, explained and detailed for your assimilation and understanding. And best of all, you can watch them as many times as you want.



Interactive Summaries

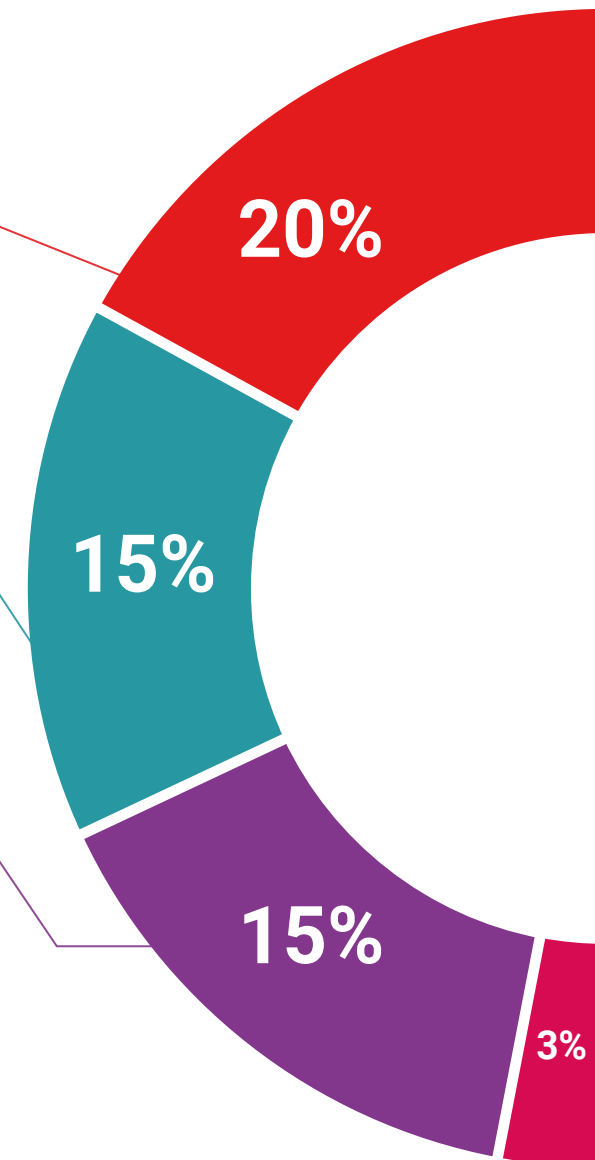
We present the contents attractively and dynamically in multimedia lessons that include audio, videos, images, diagrams, and concept maps in order to reinforce knowledge.

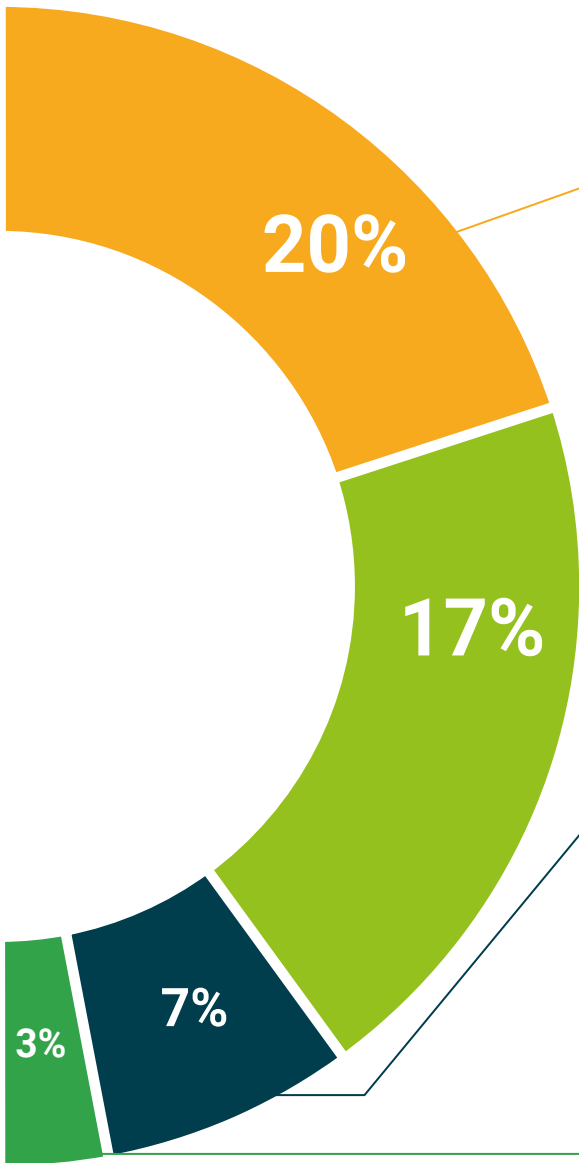
This unique multimedia content presentation training system was awarded by Microsoft as a "European Success Story".



Additional Reading

Recent articles, consensus documents, international guides. in our virtual library you will have access to everything you need to complete your training.





Expert-Led Case Studies and Case Analysis

Effective learning ought to be contextual. Therefore, we will present you with real case developments in which the expert will guide you through focusing on and solving the different situations: a clear and direct way to achieve the highest degree of understanding.



Testing & Re-testing

We periodically evaluate and re-evaluate your knowledge throughout the program, through assessment and self-assessment activities and exercises: so that you can see how you are achieving your goals.



Classes

There is scientific evidence suggesting that observing third-party experts can be useful.

Learning from an expert strengthens knowledge and memory, and generates confidence in our future difficult decisions.



Quick Action Guides

We offer you the most relevant contents of the course in the form of worksheets or quick action guides. A synthetic, practical, and effective way to help you progress in your learning.



06 Certificate

The Postgraduate Diploma in Advances in Major Hematologic Diseases guarantees you, in addition to the most rigorous and updated training, access to a Postgraduate Diploma Certificate issued by TECH Global University.



“

Include in your specialization a Postgraduate Diploma in Advances in Major Hematologic Diseases. A highly qualified added value for any professional in this area"

This program will allow you to obtain your **Postgraduate Diploma in Advances in Major Hematologic Diseases** endorsed by **TECH Global University**, the world's largest online university.

TECH Global University is an official European University publicly recognized by the Government of Andorra (*official bulletin*). Andorra is part of the European Higher Education Area (EHEA) since 2003. The EHEA is an initiative promoted by the European Union that aims to organize the international training framework and harmonize the higher education systems of the member countries of this space. The project promotes common values, the implementation of collaborative tools and strengthening its quality assurance mechanisms to enhance collaboration and mobility among students, researchers and academics.

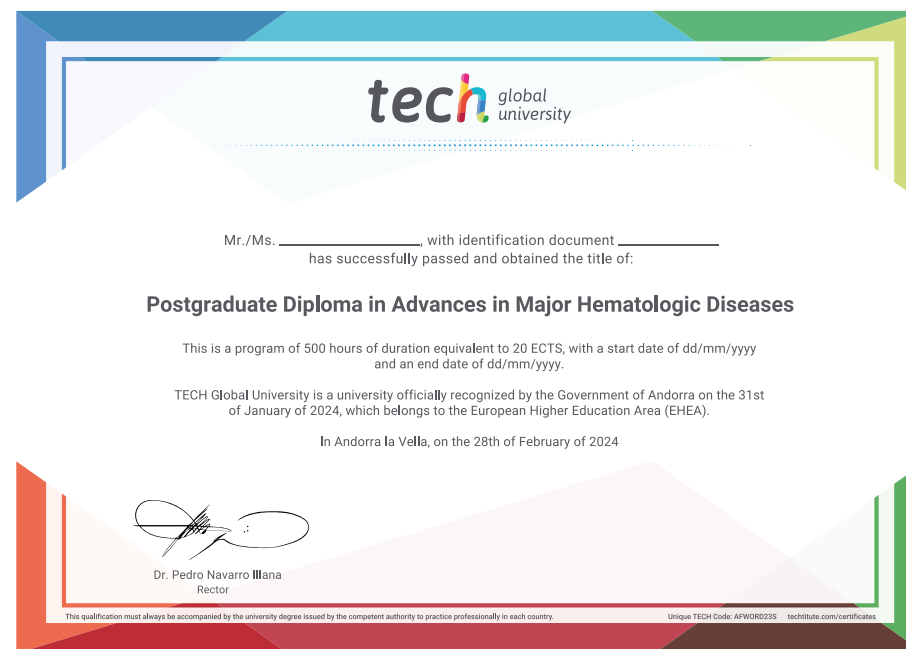
This **TECH Global University** title is a European program of continuing education and professional updating that guarantees the acquisition of competencies in its area of knowledge, providing a high curricular value to the student who completes the program.

Title: **Postgraduate Diploma in Advances in Major Hematologic Diseases**

Modality: **online**

Duration: **6 months**

Accreditation: **20 ECTS**



*Apostille Convention. In the event that the student wishes to have their paper diploma issued with an apostille, TECH Global University will make the necessary arrangements to obtain it, at an additional cost.

future
health confidence people
education information tutors
guarantee accreditation teaching
institutions technology learning
community commitment
personalized service innovation
knowledge present quality
development language
virtual classroom



Postgraduate Diploma Advances in Major Hematologic Diseases

- » Modality: **online**
- » Duration: **6 months**
- » Certificate: **TECH Global University**
- » Credits: **20 ECTS**
- » Schedule: **at your own pace**
- » Exams: **online**

Postgraduate Diploma Advances in Major Hematologic Diseases

